

A SURVEY OF THE  
**AFGHAN RETURNEES**  
2018



A SURVEY OF THE  
**AFGHAN**  
**RETURNEES**  
2018

# SURVEY OF THE AFGHAN RETURNEES

## PROJECT DIRECTION

The Asia Foundation

## EDITORS

Tabasum Akseer, Emily Catherine Keats

## AUTHORS

Tabasum Akseer

## FIELDWORK AND MONITORING

Afghan Center for Socio-Economic and Opinion Research (ACSOR)  
Sayara Research

## ABOUT THE ASIA FOUNDATION

The Asia Foundation is a nonprofit international development organization committed to improving lives across a dynamic and developing Asia. Informed by six decades of experience and deep local expertise, our work across the region addresses five overarching goals—strengthen governance, empower women, expand economic opportunity, increase environmental resilience, and promote regional cooperation.

Headquartered in San Francisco, The Asia Foundation works through a network of offices in Afghanistan and 17 other Asian countries and in Washington, DC. Working with public and private partners, the Foundation receives funding from a diverse group of bilateral and multilateral development agencies, foundations, corporations, and individuals. For more information, visit [asiafoundation.org](http://asiafoundation.org)

© 2019 The Asia Foundation

Printed on acid-free 100% recycled paper

*Photography by Jim Huylebroek. Cover image depicts daily life in an open space in Karte Naw, Kabul. The neighborhood hosts families who have returned to Afghanistan in recent years.*

# TABLE OF CONTENTS

1.	INTRODUCTION & BACKGROUND .....	13
2.	EXECUTIVE SUMMARY .....	17
3.	METHODS .....	29
4.	FINDINGS .....	35
4.1	AFGHAN RETURNEES PERCEPTIONS & EXPERIENCES.....	35
1	REASONS FOR RETURN TO AFGHANISTAN .....	36
2	SETTLEMENT CHOICE AND DECISION MAKING .....	37
3	EDUCATION/SKILLS ACQUIRED ABROAD .....	43
4	SERVICES.....	46
5	ECONOMIC SITUATION .....	52
6	REGISTRATION .....	57
7	ACCESS TO EDUCATION .....	61
8	INTEGRATION AND CONFLICT .....	62
9	CHANGES IN EXPERIENCE OVER TIME.....	82
4.2	HOST COMMUNITY PERCEPTIONS & EXPERIENCES .....	91
1	PERCEPTIONS OF RETURNEES.....	91
2	PROVIDING/OFFERING ASSISTANCE TO RETURNEES.....	93
3	RETURNEES' IMPACT ON NEIGHBORHOOD.....	94
4	ACCEPTANCE OF & TRUSTING RETURNEES IN THE COMMUNITY.....	99
5	RETURNEE PROBLEMS, RESOURCES AND SERVICES.....	105
6	GAPS IN PRESENT AND FUTURE RETURNEE NEEDS .....	108
7	INTEGRATION AND CONFLICT .....	114
	APPENDICES .....	121
	APPENDIX 1: DETAILED METHODOLOGY.....	121
	APPENDIX 2: RETURNEE QUESTIONNAIRE.....	137
	APPENDIX 3: HOST COMMUNITY QUESTIONNAIRE.....	167

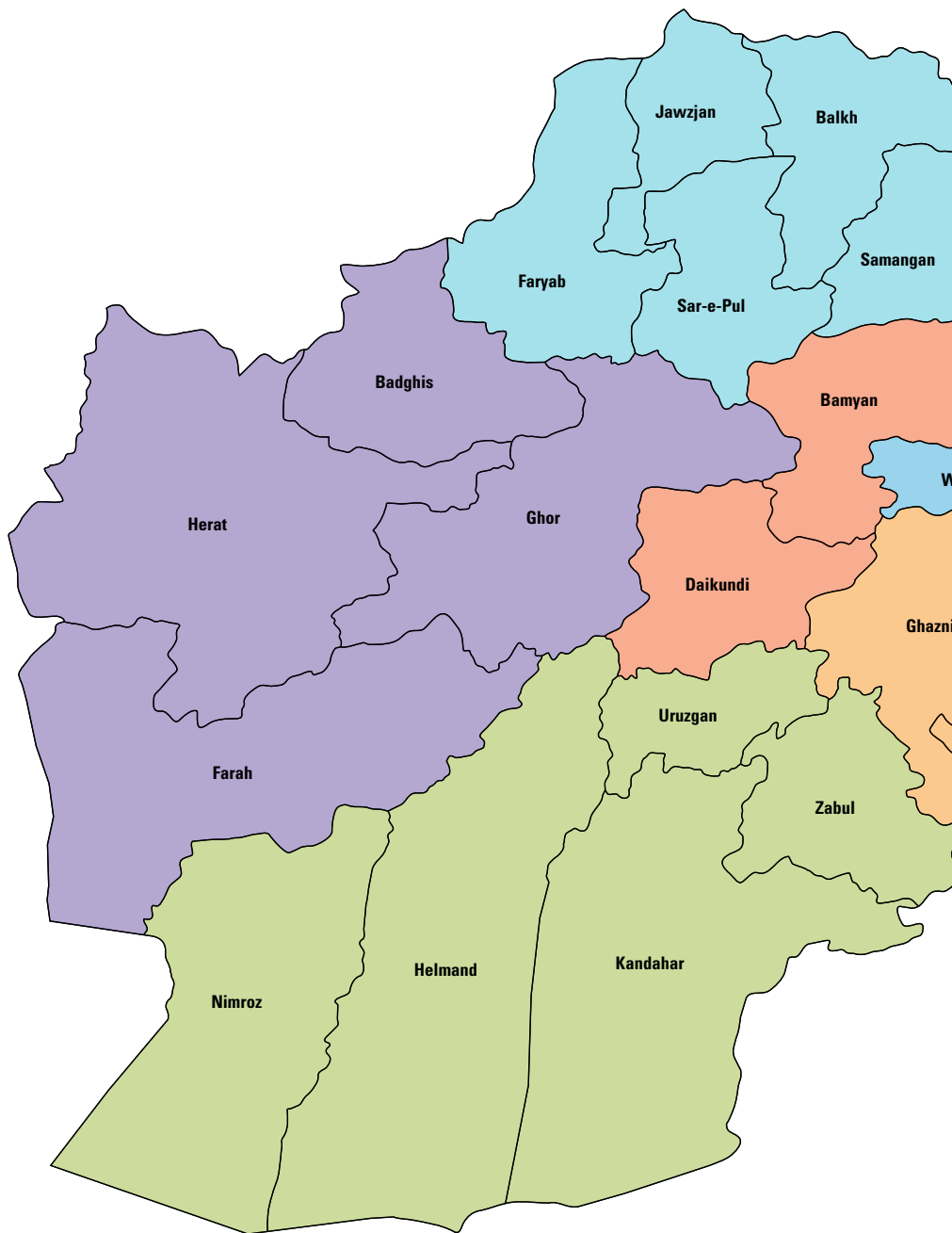


## TABLE OF FIGURES

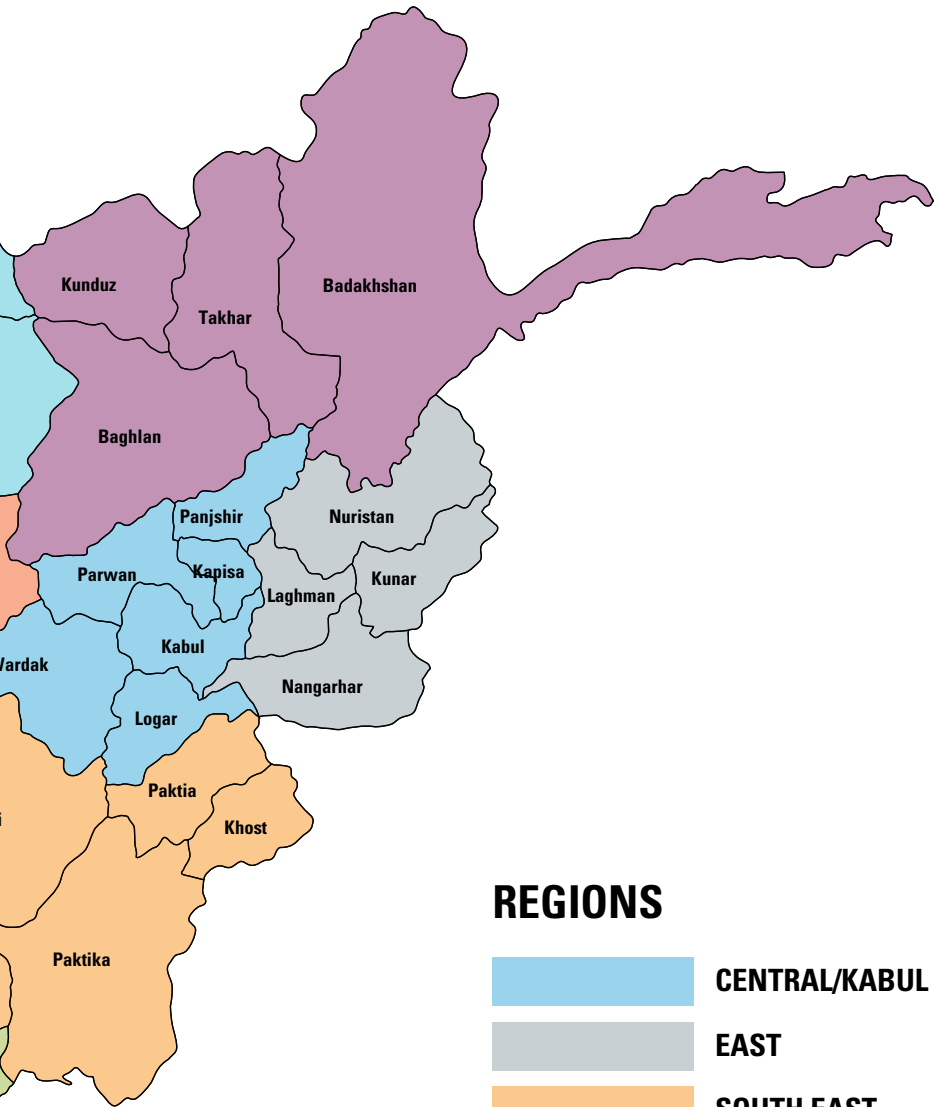
1.	PROPORTION OF RESPONDENTS, BY STRATA WITHIN EACH PROVINCE .....	35
2.	COUNTRY RETURNED FROM, BY PROVINCE .....	36
3.	REASONS FOR RETURN TO AFGHANISTAN .....	37
4.	SETTLEMENT DECISION, BY STRATA WITHIN EACH PROVINCE .....	38
5.	REASONS FOR RESETTLING, BY PROVINCE .....	39
6.	REASONS FOR RESETTLING, WITHIN AND OUTSIDE OF AFGHANISTAN .....	40
7.	REASONS FOR IMPROVEMENT OF LIVING CONDITIONS IN PRESENT SETTLEMENT, BY PROVINCE .....	41
8.	REASONS FOR IMPROVEMENT OF LIVING CONDITIONS IN PRESENT SETTLEMENT, BY STRATA .....	42
9.	EDUCATION RECEIVED ABROAD, BY DEMOGRAPHICS .....	44
10.	EDUCATION RECEIVED ABROAD, BY STRATA WITHIN EACH PROVINCE .....	44
11.	SKILL OR EDUCATION ACQUIRED ABROAD, BY COUNTRY .....	45
12.	TYPES OF SKILLS ACQUIRED ABROAD, BY COUNTRY .....	46
13.	SUPPORT RECEIVED WHEN RETURNING TO AFGHANISTAN .....	47
14.	TYPE OF SUPPORT RECEIVED, BY PROVINCE .....	48
15.	TYPE OF SUPPORT, BY MARITAL STATUS .....	49
16.	SUPPORT RECEIVED WHEN RETURNING TO AFGHANISTAN, BY PROVIDER .....	49
17.	SEEKING SUPPORT FROM GOVERNMENT OR NEIGHBORS .....	50
18.	APPROACHED ANYONE IN THE GOVERNMENT FOR HELP, BY STRATA WITHIN EACH PROVINCE .....	50
19.	APPROACHED ANYONE IN NEIGHBORHOOD FOR HELP, BY STRATA WITHIN EACH PROVINCE .....	51
20.	GIVING MONEY/GIFT TO RECEIVE SUPPORT FROM GOVERNMENT, BY STRATA WITHIN EACH PROVINCE .....	52
21.	HOUSEHOLD FINANCIAL SITUATION, BY STRATA WITHIN EACH PROVINCE .....	53
22.	HOUSEHOLD EMPLOYMENT SITUATION, BY STRATA WITHIN EACH PROVINCE .....	54
23.	WORSENING HOUSEHOLD FINANCIAL AND EMPLOYMENT SITUATION, BY PROVINCE .....	55
24.	FEMALE CONTRIBUTION TO HOUSEHOLD INCOME, BY PROVINCE .....	56
25.	FEMALE CONTRIBUTION TO HOUSEHOLD INCOME, BY STRATA WITHIN EACH PROVINCE .....	56
26.	SOURCE OF FINANCING FOR RETURN TO AFGHANISTAN .....	57
27.	REGISTRATION STATUS, BY STRATA WITHIN EACH PROVINCE .....	58
28.	REGISTRATION STATUS, BY ETHNICITY .....	58
29.	SUPPORT RECEIVED UPON RETURN TO AFGHANISTAN, BY REGISTRATION STATUS .....	59
30.	SUPPORT RECEIVED FROM GOVERNMENT, BY REGISTRATION STATUS AND PROVINCE .....	60

31. TYPE OF SUPPORT RECEIVED WHEN RETURNING TO AFGHANISTAN, BY REGISTRATION STATUS . . . . .	61
32. MOST CHALLENGING PLACES FOR RETURNEES . . . . .	63
33. MOST CHALLENGING PLACES FOR RETURNEES, BY PROVINCE. . . . .	64
34. MOST CHALLENGING PLACES FOR RETURNEES, BY STRATA . . . . .	64
35. MOST CHALLENGING PLACES FOR RETURNEES, BY NEIGHBORHOOD: IMMEDIATE FAMILY . . . . .	65
36. MOST CHALLENGING PLACES FOR RETURNEES, BY NEIGHBORHOOD: EXTENDED FAMILY. . . . .	66
37. MOST CHALLENGING PLACES FOR RETURNEES, BY NEIGHBORHOOD: OTHER RETURNEES FROM SIMILAR ETHNIC GROUPS . . . . .	67
38. MOST CHALLENGING PLACES FOR RETURNEES, BY NEIGHBORHOOD: RETURNEES FROM OTHER ETHNIC GROUP. . . . .	67
39. MOST CHALLENGING PLACES FOR RETURNEES, BY NEIGHBORHOOD: NEIGHBORS FROM SIMILAR ETHNIC GROUP. . . . .	68
40. MOST CHALLENGING PLACES FOR RETURNEES, BY NEIGHBORHOOD: NEIGHBORS FROM OTHER ETHNIC GROUPS. . . . .	69
41. MOST CHALLENGING PLACES FOR RETURNEES, BY NEIGHBORHOOD: NEIGHBORS FROM OTHER PARTS OF THE COUNTRY . . . . .	69
42. MOST CHALLENGING PLACES FOR RETURNEES, BY NEIGHBORHOOD: WEALTHY NEIGHBORS . . . . .	70
43. MOST CHALLENGING PLACES FOR RETURNEES, BY NEIGHBORHOOD: IMPOVERISHED NEIGHBORS. . . . .	71
44. MOST CHALLENGING PLACES FOR RETURNEES, BY REGISTRATION STATUS . . . . .	72
45. CAMP/SHELTER AS MOST CHALLENGING PLACE FOR REGISTERED RETURNEES, BY STRATA WITHIN PROVINCE . . . . .	72
46. EXPERIENCE OF CONFLICT OR DISPUTE, BY STRATA WITHIN EACH PROVINCE . . . . .	73
47. EXPERIENCE OF CONFLICT OR DISPUTE, BY TYPE OF NEIGHBORHOOD . . . . .	74
48. EXPERIENCE OF CONFLICT OR DISPUTE, BY PROVINCE . . . . .	75
49. EXPERIENCE OF CONFLICT OR DISPUTE, BY STRATA . . . . .	75
50. EXPERIENCE OF CONFLICT OR DISPUTE, BY RESPONDENT AND PROVINCE. . . . .	76
51. EXPERIENCE OF CONFLICT OR DISPUTE, BY REGISTRATION STATUS AND STRATA WITHIN EACH PROVINCE. . . . .	76
52. CAUSE OF DISPUTE, BY PROVINCE . . . . .	77
53. DISPUTE RESOLUTION MECHANISM, BY PROVINCE . . . . .	78
54. CAUSE OF DISPUTE OR CONFLICT, BY RESPONDENT. . . . .	78
55. RETURNEE INTEGRATION INTO HOST COMMUNITY . . . . .	79
56. SEEKING HELP FROM NEIGHBORS, BY COMFORT . . . . .	79
57. PERCEPTION OF SAFETY, BY NEIGHBORHOOD. . . . .	80

58. EXPERIENCE OF LINGUISTIC DISCRIMINATION, BY NEIGHBORHOOD .....	81
59. EXPERIENCE OF LINGUISTIC DISCRIMINATION, BY PROVINCE .....	82
60. REASONS FOR RETURN, BY YEAR .....	83
61. SOURCE OF FINANCING FOR RETURN TO AFGHANISTAN, BY YEAR .....	83
62. EDUCATION RECEIVED ABROAD, BY YEAR .....	84
63. PROBLEMS FACING WOMEN IN RETURNEE HOUSEHOLDS, BY YEAR .....	84
64. SITE OF RETURNEES' MOST CHALLENGING EXPERIENCES, BY YEAR .....	85
65. REASONS FOR PESSIMISM, BY YEAR .....	86
66. HOST COMMUNITIES, BY STRATA WITHIN EACH PROVINCE .....	91
67. COMFORT WITH RETURNEES IN THE WORKPLACE .....	93
68. RETURNEE EFFECT ON SAFETY OF HOST COMMUNITY, BY STRATA WITHIN EACH PROVINCE .....	95
69. RETURNEE EFFECT ON CRIME IN HOST COMMUNITIES, BY STRATA WITHIN EACH PROVINCE .....	96
70. RETURNEES' NEGATIVE EFFECT ON HOST COMMUNITIES .....	98
71. REASONS FOR OPPOSING A RETURNEE MOVING NEXT DOOR .....	100
72. FAVORING HOST COMMUNITY CHILDREN TO PLAY WITH RETURNEE CHILDREN, BY PERCEPTION OF RETURNEES' EFFECT ON LOCAL AREA SAFETY .....	101
73. TRUSTING RETURNEES IN DIFFERENT ACTIVITIES AND ROLES .....	104
74. IDENTIFYING PROBLEMS FACED BY RETURNEES .....	106
75. PERCEPTIONS OF RETURNEES' MAJOR PROBLEMS, BY PROVINCE .....	107
76. WHAT GOVERNMENT SHOULD PROVIDE RETURNEES, ACCORDING TO HOST COMMUNITIES .....	108
77. WHAT GOVERNMENT SHOULD PROVIDE RETURNEES, ACCORDING TO HOST COMMUNITIES, BY PROVINCE .....	109
78. ADDITIONAL ASSISTANCE RETURNEES REQUIRE .....	110
79. ADDITIONAL ASSISTANCE RETURNEES REQUIRE, BY PROVINCE .....	111
80. ENTITIES RESPONSIBLE FOR PROVIDING SUPPORT TO RETURNEES .....	112
81. HOST COMMUNITIES' AWARENESS OF RETURNEE SUPPORT NETWORKS .....	113
82. TYPES OF SUPPORT EACH ENTITY SHOULD PROVIDE TO RETURNEES .....	113
83. PERCEPTIONS OF RETURNEES' INTEGRATION .....	114
84. RETURNEES' INTEGRATION, BY PROVINCE .....	115
85. BARRIERS TO INTEGRATION INTO HOST COMMUNITY, BY PROVINCE .....	116
86. REASONS WHY RETURNEES EXPERIENCE CHALLENGES WHEN INTEGRATING .....	116
87. EXPERIENCE OF DISPUTE, BY STRATA WITHIN PROVINCE .....	117
88. CAUSE OF DISPUTE OR CONFLICT .....	118







### REGIONS

- CENTRAL/KABUL
- EAST
- SOUTH EAST
- SOUTH WEST
- WEST
- NORTH EAST
- CENTRAL/HAZARAJAT
- NORTH WEST

## PREFACE

Of the many challenges facing the people of Afghanistan, those experienced by returnees and internally displaced people remain among the most notable. Limited infrastructure, security concerns, added pressure on local services, a lack of housing, limited employment opportunities, returnee stigma, language barriers and cultural issues represent just some of the issues faced by returnees in Afghanistan. Returnees who are born abroad identify Afghanistan as a foreign land, which can create additional stress and cultural shock. Returnee reintegration also places a significant burden on host communities that experience challenges related to the influx of individuals who require basic services.

These challenges are not restricted to returnees and host communities. The Government of the Islamic Republic of Afghanistan, the international community, and other non-governmental national and international agencies are also faced with returnee support issues and the difficult task of allocating resources that are already in scarce supply.

With the return of asylum seekers from European countries and added pressure from neighboring countries to repatriate Afghans, the pressure on returnees and host communities is likely to increase. This represents an enduring challenge for policy makers within the Afghanistan government; and one that encompasses elements of perception, reintegration, acceptance, hardship, uncertainty, separation, and hope.

Through a three-year public perception survey – the first of its kind in Afghanistan – *A Survey of the Afghan Returnees* (SAR) seeks to address the gap in empirical knowledge on returnees and host communities, and document the opinions and challenges faced by these populations. In the first year of the survey (2018), SAR has focused on gathering the views of almost 8,000 returnees and host community members in rural and urban areas of Balkh, Herat, Kabul, Kandahar, and Nangarhar provinces to better understand their perceptions and experiences of returnee integration. This report details their optimism, pessimism, hopes, fears, and realities. I hope that this report can influence and inform policy to instigate improved changes in the way returnees are integrated and supported by the Government of Afghanistan and other actors.

The Asia Foundation has had a long presence on the ground in Afghanistan, from 1954 to 1979, and from 2002 to present. With a long history of planning and implementing effective programs that benefit the country and its citizens, the Foundation maintains strong relationships with the government and civil society that have led to sustainable initiatives in governance and law, women's empowerment, education, regional cooperation, and, policy and research.

With critical political and economic transitions underway, it remains imperative for the international community to maintain their commitment to supporting the Afghan people.

Abdullah Ahmadzai  
Country Representative, The Asia Foundation – Afghanistan  
April 2019

# 1. INTRODUCTION & BACKGROUND

The Asia Foundation (the Foundation) is a non-profit, non-governmental organization committed to the development of a peaceful, prosperous, just, and unprejudiced Asia-Pacific region. Drawing on 60 years of experience, the Foundation supports initiatives to improve governance, law and civil society; women's empowerment; economic reform and development; sustainable development and the environment; and international relations. The Asia Foundation has offices in 18 countries throughout Asia, and is headquartered in San Francisco.

In Afghanistan, the Foundation supports four primary domains: governance and law; women's empowerment; education; and survey/research and knowledge development.

With the support of the United States Agency for International Development (USAID), the Foundation's Policy and Research Department implemented a three-year project titled *A Survey of the Afghan Returnees* (SAR). The goal of SAR is to assess the experiences of Afghan returnees and their host communities. The results of SAR are presented in this report.

## PROJECT BACKGROUND

According to multiple sources, including the International Organization for Migration (IOM), approximately 805,800 returnees arrived in Afghanistan from Iran and Pakistan over a one-year period from January 1 to December 31, 2018. Within the first three months of 2019, an additional 92,600 returnees arrived from Iran and Pakistan. Projections for the remainder of 2019 estimated a further 570,000 individuals who would return to Afghanistan from Iran, and a minimum of 50,000 who would return from Pakistan.<sup>1</sup>

Registered returnees have settled in Kabul, Nangarhar, Kunduz, Baghlan, and Kandahar, with fewer settling in Ghazni and Herat. Individuals coming from Pakistan tend to concentrate around Kandahar, Jalalabad, and Kabul, while those coming from Iran mostly concentrate in Herat and Western provinces. The needs and skills of returnee groups vary regionally, but are poorly understood overall. For Afghan returnees from foreign countries, there is sparse empirical data on public opinion, job skills, economic conditions, family welfare, and social inclusion that can inform related national policy and programming. The Afghan Ministry of Refugees and Repatriation (MoRR) estimated that more than 1 million Afghans returned home in 2016. However, MoRR lacks reliable data on returnees, including the inability to differentiate between the percentage of returnees who were forced to return versus those who returned voluntarily.

Foreign government policies, such as those in Pakistan, Iran, and Europe, often drive Afghans to return to their home country. The Afghan government has introduced limited financial assistance for returnees, prompting many to register with the IOM or the United Nations High Commissioner for Refugees (UNHCR) in order to receive government support. These entities provide critical, a la carte support

to both documented and undocumented returnees. For example, through IOM's Cross-Border Return and Reintegration (CBRSS) program, vulnerable and undocumented returnees are provided immediate humanitarian post-arrival support. IOM's Assisted Voluntary Return and Reintegration (AVRR) program offers a "dignified and safe" return option for voluntary returnees, while the Reintegration Assistance and Development for Afghanistan (RADA) program supports sustainable reintegration of returnees within their new host communities. Implemented in 8 provinces with high returnee populations, RADA offers individual and community level approaches to the economic, social and psychosocial aspects of reintegration.<sup>2</sup>

The UNHCR also provides support to returnees and internally displaced persons (IDPs) through multiple programs. Operating within Tripartite and Quadripartite Agreements with respective governments is the UNHCR's regional framework for Afghan refugees via the Solutions Strategy for Afghan Refugees (SSAR). Within this framework is UNHCR's Facilitated Voluntary Repatriation (VoIRep) program, where "safety and dignity" of returnees is protected as their return to Afghanistan is facilitated. The UNHCR also provides cash assistance to returnees. On average, \$200 per person is provided through one of four encashment centers in Herat, Jalalabad, Kabul or Kandahar.<sup>3</sup> This is a key protection mechanism that is intended to prevent, reduce, and respond to immediate vulnerabilities that returnees may face upon return to Afghanistan.

Working closely with the MoRR, the UNHCR offers inter-agency services including: basic health care, medical referrals and vaccinations; mine risk awareness; education awareness; legal referrals for documentation; child friendly spaces; and overnight accommodation at encashment centers.

Based on diverse experiences in their host countries, returnees arrive with varied expectations of what should be provided to them by the Afghan government. They also arrive with different levels of educational attainment, financial circumstances, and dialects. These are important factors that will impact integration, and should be considered when determining need for basic services, education, and job training within host communities. A one-size-fits-all approach to programming and policies for returnees may not be appropriate.

One of the key challenges faced by returnees is tension between returnees and host communities that could arise from a lack of resources and employment opportunities, or because of discrimination. More research is required to tease apart the regional variations of such tension. For example, returnees who speak with a Pakistani accent have reportedly faced different stereotypes within their host communities than those who speak with an Iranian accent.

Given the unique challenges and experiences of returnees and host communities across Afghanistan, there is an impetus for empirical research to aid in the understanding of these nuanced experiences. The *Survey of the Afghan Returnees* provides sufficient public opinion polling among both returnees and host communities, and across regions and demographics, to support evidence-informed policy planning and program initiatives for returnees.



## ENDNOTES

1. International Organization for Migration (IOM). “Return of Undocumented Afghans: Weekly Situation Report.” March 17-23, 2019. [https://afghanistan.iom.int/sites/default/files/Reports/iom\\_afghanistan-return\\_of\\_undocumented\\_afghans\\_situation\\_report\\_17\\_-\\_23\\_mar\\_2019.pdf](https://afghanistan.iom.int/sites/default/files/Reports/iom_afghanistan-return_of_undocumented_afghans_situation_report_17_-_23_mar_2019.pdf).
2. International Organization for Migration (IOM). “IOM Afghanistan: Mission Factsheet.” November 2018. [https://afghanistan.iom.int/sites/default/files/mission\\_factsheet\\_january\\_2019\\_0.pdf](https://afghanistan.iom.int/sites/default/files/mission_factsheet_january_2019_0.pdf).
3. The United Nations High Commissioner for Refugees (UNHCR). “Operational Fact Sheet: Afghanistan.” December 31, 2018. <https://data2.unhcr.org/en/documents/download/67771>.



## 2. EXECUTIVE SUMMARY

*A Survey of the Afghan Returnees* (SAR) is the first of a three-year public perception survey on returnees and host communities in Afghanistan. In its first year, the survey gathered the views of almost 8,000 returnees and host community members on the perceptions and experiences of returnee integration. Afghans in heavily populated returnee clusters in Balkh, Herat, Kabul, Kandahar, and Nangarhar were interviewed.

Returnees residing in settlements were randomly sampled using the International Organization of Migration's (IOM) Baseline Mobility Assessment Settlement Data. A total of 7,989 interviews were conducted with Afghan respondents aged 18 years and above. Fieldwork was conducted from October 25 to November 7, 2018 by 288 enumerators (130 female and 158 male) who were gender-matched with respondents (i.e., men interviewed men and women interviewed women). All enumerators were residents of the provinces in which they conducted the interviews.

Screening questions were used to identify returnees who had returned to Afghanistan within the five years preceding the survey and host community respondents who reported knowing at least one returnee personally. The final sample was 53% male and 47% female. Due to accessibility challenges, rural households comprised 71% of the unweighted sample while urban households comprised only 29% of the unweighted sample.

For the returnee sample, the estimated design effect was 1.9. Using this design effect, the complex margin of error at the 95% confidence interval (CI) with  $p=0.5$  was calculated to be  $\pm 2.14\%$ . For the host community sample, the estimated design effect was 1.8, making the complex margin of error  $\pm 2.08\%$ .

As with the Foundation's flagship survey, *The Survey of the Afghan People*, the Foundation's longstanding research partner, the Afghan Center for Socio-Economic and Opinion Research (ACSOR), conducted the fieldwork for this project. D3 Systems, Inc., ACSOR's parent company, provided analytical and methodological support. Sayara Research led the third-party verification of the fieldwork, a best practice for conducting survey research in challenging environments.

The Foundation and its partners employed additional quality control mechanisms at every step of the process. During fieldwork, interviewers were observed by a supervisor or third-party validator. Field supervisors and third-party validators also conducted back-checks of interviews. In total, 36% of interviews were subject to some form of back-check or quality control.

Two versions of the questionnaire were developed; one for implementation among returnees and the other for host community respondents. The questionnaires addressed the experiences of returnees before and after returning to Afghanistan, skills learned abroad, reasons for returning, the impact of returnee integration on host communities, and conflicts and cooperation between returnees and host communities. Both versions of the questionnaire included 29 management questions and 18

demographics questions. The returnee questionnaire contained 90 substantive questions, while the host community questionnaire contained 46 substantive questions. However, both questionnaires contained extensive filtering such that no respondent was asked 100% of the questions in either questionnaire.

Chapter 3 provides a brief overview of the survey methodology, while more comprehensive information is offered in Appendix 1, Detailed Methodology. The survey instruments can be found in Appendix 2: Returnee Questionnaire, and Appendix 3: Host Community Questionnaire.

## RETURNEES PERCEPTIONS & EXPERIENCES

### REASONS FOR RETURN TO AFGHANISTAN

Returnees were interviewed across Balkh, Herat, Kabul, Kandahar, and Nangarhar. The top cited reasons for their return to Afghanistan included poor economic conditions and unemployment in the former host community (48.6%), deportation/forcible removal from their former host country (37.1%), and family reunification (24.4%). Fewer reported returning to Afghanistan due to insecurity in their former host country (13.6%). Reasons varied by place of return, with returnees from Pakistan more likely to cite deportation compared to those from Iran (43.1% versus 29.7%). Returnees from Iran were more likely to cite poor economic conditions, including unemployment, in the host country when compared to returnees from Pakistan (56.6% versus 44.8%). Returnees from Pakistan were almost twice as likely as those from Iran to cite insecurity as a push factor (17.2% versus 9.0%).

### SETTLEMENT CHOICE AND DECISION MAKING

More than one in every ten returnees lived in another location in Afghanistan before settling in their current place of residence (13.2%). A returnee's decision to select their current place of residence was based on factors including "staying/living with family" and "to be around with people of same ethnicity" (32.5% and 20.9%, respectively). A smaller percentage were displaced due to insecurity and the perception of improved economic factors elsewhere. These returnees cited, "better job opportunities" (10.6%), "availability of better services" (10.5%), and "better security" (9.5%) as their reason for moving within Afghanistan.

The overwhelming majority of returnees reported planning to settle in their current area (91.5%), while 6.8% planned to move somewhere else. Among the latter who planned to relocate, the top reasons cited were to seek better employment opportunities (46.9%) and for improved security (44.3%). The majority wanted to move with their family (67.4%), while one out of five returnees reported wanting to move alone (20.7%). Compared to the other four provinces (Balkh 4.6%, Kabul 4.8%, Nangarhar 5.1%, and Kandahar 7.8%), returnees residing in Herat were the most likely to report wanting to move elsewhere (11.6%).



Returnees were mostly pessimistic about their future; 39.0% believed their living conditions would deteriorate if they stayed in their present settlement, while 33.9% said it would improve, and 19.9% said it would remain the same. Pessimism about the future of their current living conditions was attributed to unemployment (50.1%), insecurity (36.6%), and a bad economy (19.0%).

Returnees who personally experienced a dispute or conflict with a community member, or those with a family member who experienced such conflict, were almost three times more likely to want to move elsewhere than those who did not experience conflict (14.7% versus 5.7%). In addition, returnees who felt unsafe in their neighborhoods were twice as likely to want to leave compared to those who felt safe (12.9% versus 5.9%).

## EDUCATION/SKILLS ACQUIRED ABROAD

Among all respondents, 15.8% received some type of formal education while abroad. Of the group who received education, most attended elementary school (35.9%), followed by lower secondary school (28.1%), and upper secondary/high school (23.8%). Fewer attended university for a Bachelor's degree (7.8%), vocational training (3.7%), an Islamic madrasa (3.0%), and university for a Master's or professional degree (0.6%). The proportion who received formal education was significantly higher among those who were single (27.8%) compared to those who were married (13.8%), and was slightly higher among male respondents (16.9%) compared to female respondents (14.5%). Younger returnees, aged 18 to 25 years old, were significantly more likely to receive a formal education while abroad than those who were 55 years and above (21.4% versus 6.5%).

Overall, 27.8% of returnees reported learning a new skill or profession while abroad. The most commonly cited skills included tailoring (29.6%), embroidery/handicrafts (21.6%), masonry (15.2%), driving (8.1%), mechanics (7.2%), and painting (6.2%).

## SERVICES

During their return to Afghanistan, a large number of respondents received assistance and services including food (41.4%), cash/loans (32.5%), health care (22.0%), housing (21.3%), clothes and kitchen materials (17.1%), employment (16.4%), and training (3.5%).

Across the types of support available, returnees in Kabul were most likely to receive cash/loans (30.1%), while in Nangarhar, returnees were most likely to receive food (62.7%) and cash/loans (42.9%). In Balkh and Herat, support in the form of food assistance was most common (30.7% and 29.5%, respectively) and in Kandahar, returnees mostly received support in the form of food (68.1%) and healthcare (56.2%).

According to returnee experiences, the Afghan government was more likely to provide health care

services (47.7%), while non-governmental organizations (NGOs) and the United Nations were more likely to provide trainings (57.3%) and cash/loans (47.1%) to returnees.

One out of five returnees acknowledged they had approached the government when seeking support or assistance (21.5%), while twice as many asked a neighbor for help. Returnees in both rural and urban Kandahar were significantly more likely than returnees elsewhere to ask for government support (43.0% and 43.5%, respectively, versus 10.7% in rural Balkh).

Unfortunately, of the 21.5% of overall returnees who approached the government for help, one in five reported giving money or a gift, or performing a favor to receive the support (21.9%). Over one third thought the support they received from the government after paying a bribe was not timely (32.2%).

## ECONOMIC SITUATION

Over half of respondents reported that their overall household financial situation had gotten worse since returning to Afghanistan (53.5%), while 29.6% said it had improved and 16.8% said it had remained the same. Furthermore, 61.9% of respondents reported that employment opportunities had worsened, compared to around one fifth who said it had improved (18.8%) or remained the same (18.8%).

By strata within province, returnees in urban and rural Kabul were significantly more likely to report a worsening employment situation than returnees elsewhere (82.0% in urban Kabul versus 38.6% in urban Nangarhar).

Just over half of returnees had savings when returning to Afghanistan (52.3%). A similar proportion reported using their own savings to finance their trip back to Afghanistan (52.0%), while 20.1% received a loan from family or friends, and 8.9% and 4.1% reported receiving support from the United Nations High Commissioner for Refugees (UNHCR) and IOM, respectively.

## REGISTRATION

Upon their return to Afghanistan, 34.3% said they had registered with an entity. Of these, the majority registered with the government (42.1%), followed by IOM (31.4%), UNHCR (30.8%), and the World Bank (2.7%). Single returnees were less likely to register with an organization than married returnees (29.5% versus 35.0%). Over half of returnees in Nangarhar and Kandahar were registered (59.6% and 53.7%, respectively), while this proportion was lower than a quarter in Kabul (23.9%), Herat (20.2%), and Balkh (14.1%).

A registered returnee was more likely to receive services and support than an unregistered returnee. Among the one out of five returnees who approached someone in the government for help (21.5%), registered returnees were slightly more likely than non-registered returnees to receive the support sought (34.7% versus 28.0%).

Among those registered with an organization, 15.7% received support from the UNHCR (versus 5.4% who were unregistered) and 6.9% received support from the IOM (versus 2.6% who were unregistered).

## ACCESS TO EDUCATION

More than a quarter of returnees indicated that at least one of their school-age children were not attending school. Among those with children out of school, the top cited reasons pertained to household finances, whereby children worked to support the family (36.6%) or tuition and/or school supplies were too expensive (22.0%). Additional reasons included transportation difficulties (17.7%), poor quality education (11.4%), poor knowledge of the benefits of education (10.1%), a belief that school teaches immoral things (6.1%), a lack of permission from family (2.5%), and a lack of school (2.0%).

Daughters were more likely to not attend school than sons (39.2% versus 29.3%), and daughters of returnees residing in rural areas were more likely to not attend school when compared to those living in urban areas (41.0% versus 34.0%). Additionally, daughters of respondents who reported that their financial situation had worsened were more likely to miss school (42.4%) when compared to daughters of those who said that it had improved (31.7%).

Returnees who felt unsafe in their area were more likely to report that none of their school-age daughters were attending school when compared to those who felt safe in their area (42.1% versus 34.2%).

## INTEGRATION AND CONFLICT

Returnees were asked where they and their families had experienced the most challenges. Around one quarter identified camps/shelters (26.6%) and their neighborhood (25.8%), followed by their home (20.7%), their workplace (18.8%), the market (18.2%), and hospitals/clinics (12.9%). In Kabul, the most challenging experiences were reported to be in the home (34.6%); in Nangarhar and Herat the most challenging experiences were in camps/shelters (37.1% and 30.7%, respectively); in Balkh, the most challenging experiences for returnees occurred in their neighborhoods (31.6%) and homes (26.2%).

When returnees were asked about whether they had experienced a direct dispute or conflict, 12.7% of respondents indicated that they had. Returnees in rural Balkh were significantly less likely to have experienced a conflict or dispute than returnees in urban and rural Kandahar (6.1% versus 20.5% and 24.2%, respectively).

Registered returnees were more likely to have experienced a dispute or conflict with host community members; a trend consistent in both rural and urban areas. When asked about the cause of the dispute or conflict, respondents cited intimidation (21.8%), harassment (19.4%), vandalism (18.9%), immorality (18.2%), and discrimination (11.1%).

Returnees were asked about perceived safety in their neighborhood, and 13.5% acknowledged they did not feel safe. Interestingly, returnees whose neighbors were from other parts of the country or were wealthy tended to feel slightly safer (58.4% and 58.4%, respectively) than those who lived in neighborhoods with other returnees or neighbors from their own ethnic group (53.7% and 53.6%, respectively).

More than half of returnees reported feeling discriminated against because of their language and manner of speaking (56.8%). Those who lived in Nangarhar and Kandahar were more likely to report discrimination based on language (82.1% and 65.8%, respectively) when compared to those living in Balkh (54.1%) and Herat (53.8%).

Returnees from Pakistan were more likely to have felt linguistic discrimination than those returning from Iran (58.7% versus 52.0%).

## CHANGES IN EXPERIENCE OVER TIME

Returnees who arrived in Afghanistan more recently (2018) were more likely to cite unemployment and poor economic conditions in their former host country as a push factor (40.0% and 31.7%, respectively) when compared to those who arrived earlier (2013) (33.2% and 16.1%, respectively).

In both 2015 and 2016, just over 40% of returnees cited deportation and forcible removal as their main reason for returning. Estimates were ten percentage points higher than those in 2013 and 2018 (32.5% and 32.5%, respectively).

Recent returnees were less likely to receive support from entities than those who returned in previous years. For example, 29.0% of those who returned in 2018 said they received support compared to 34.5% in 2012. Recent returnees were also more likely to report a worsening employment and financial situation (60.4% and 56.8%, respectively) compared to those who returned in 2013 (50.1% and 48.0%, respectively).



# HOST COMMUNITY PERCEPTIONS & EXPERIENCES

## PERCEPTIONS OF RETURNEES

Although all 4,001 participants personally knew a returnee, about two thirds indicated that the returnee was a relative (63.4%), while for one third, the returnee was unrelated to the respondent (35.3%). Almost half of respondents indicated that the returnee they knew had returned from Pakistan (49.1%), while the remainder specified Iran (38.1%), Turkey (5.7%), or Germany (2.1%).

Individuals from host communities mostly reported feeling comfortable while interacting with returnees (96.4%); only a small fraction felt uncomfortable (2.7%). By province, 81.9% of respondents in Kabul felt very comfortable, compared to only 43.4% of host community respondents in Kandahar. Host community members who were related to a returnee were 12.3 percentage points more likely to say they felt very comfortable interacting with returnees compared to those who were unrelated (70.3% versus 58.0%).

Among those who stated being uncomfortable, one in five were unable to articulate why they felt uncomfortable, citing, “I don’t know” (25.9%), followed by, “they bully us” (15.5%), “I don’t know them” (12.7%), “linguistic problems” (11.9%), and, “they have economic problems” (11.5%).

## PROVIDING/OFFERING ASSISTANCE TO RETURNEES

These findings indicate that 24.3% of host community respondents have been approached by a returnee for help or support. Of these, the most common requests were for food (22.6%), financial aid (19.6%), home appliances (9.9%), housing/land (8.9%), loans (2.2%), clothes (3.3%), and work or jobs (2.9%). Host community members who were related to returnees were mostly approached for financial aid (20.0%) or housing/land (9.4%). Surprisingly, those who were not related to returnees were significantly more likely to have been approached for food stuffs compared to those who were related to returnees (28.0% versus 20.2%).

## RETURNEES’ IMPACT ON NEIGHBORHOOD

Host community members were asked if returnees had a positive, negative, or no effect on the safety of their area. More than half believed that the presence of returnees had a positive effect (55.0%), while 14.8% reported a negative effect of returnees, and 17.2% claimed no effect on safety. An additional 12.4% said that it would depend on who the returnee is and where they are returning from.

Respondents in rural Kandahar were significantly more likely to report a negative effect of returnees on the safety of their area (35.7%). On the other hand, rural respondents in Nangarhar were most likely than others to report a positive effect of returnees on safety (76.9%).

Regarding the perception of returnees and neighborhood crime, 29.6% thought returnees had a negative impact, 32.5% said they had a positive effect, and 21.8% reported no effect on crime. Some respondents said it would depend on who the returnee is and where they are returning from (14.9%).

On the impact of returnees on neighborhood culture, host community members in Kandahar were most likely to believe returnees had a negative effect (40.1%), while respondents in Balkh were least likely to express this opinion (13.2%). Respondents were more likely to say that returnees from Pakistan had a negative effect on culture (28.7%), followed by those from Iran (23.0%) and other Asian countries (21.3%). These findings were consistent along strata and education level.

On the impact returnees have on the availability of nearby jobs, more than one third of respondents thought returnees had a negative effect (36.0%), while 36.2% said positive effect, 16.8% said no effect, and 10.2% believed it would depend on who the returnee is and where they are returning from.

## ACCEPTANCE OF & TRUSTING RETURNEES IN THE COMMUNITY

To better gauge the acceptance of returnees in the host community, respondents were asked whether they would be in favor of a returnee moving next door to them. The vast majority favored the idea (95.5%), while 4.4% opposed the idea. Respondents in Kabul were most likely to “strongly favor” a returnee moving next door (78.9%), compared to host community respondents in Kandahar (56.1%).

A similar proportion of respondents favored the idea of their children playing with returnee’s children (95.7%), while only 4.8% were opposed. Further, 93.8% of host community respondents would favor their children or siblings receiving an education from a returnee teacher at school or university, while only 5.7% opposed the idea. By rural and urban settings, urban dwellers were more likely to strongly favor a returnee teacher (67.6%) compared to rural respondents (59.1%).

Respondents were asked if they would favor or oppose a returnee working with them in the workplace, and 94.1% of host community respondents reported favoring the idea while only 5.6% opposed it.

The top cited reasons for opposition to working alongside a returnee included, “I don’t trust them” (38.7%), “they are bringing foreign culture” (17.2%), “they create security problems” (11.1%), “they are impolite” (11.7%), “linguistic problems” (5.0%), “they don’t know how to work” (3.7%), and, “they are addicted to drugs” (1.3%).

Overall, 94.7% of respondents agreed and 5.2% disagreed that their returnee neighbor was friendly and welcoming. Respondents who knew returnees from Pakistan were less likely to strongly agree with the idea (66.3%) compared to those who knew returnees from Iran (70.4%). By education, respondents

with over 12 years of education were more likely to strongly agree (73.1%) compared to those with no formal education (66.2%).

Respondents reported trusting returnees to be a member of the community development council (58.9%), to rent their house or apartment (56.7%), to deliver religious sermons (50.0%), to represent them in government (45.7%), and to serve in the Afghan National Defense Forces (ANDSF) (44.3%). Respondents who knew returnees from Pakistan were more likely to report that they trusted returnees to deliver a religious sermon (53.8%) when compared to those from Iran (45.8%).

## RETURNEE PROBLEMS, RESOURCES & SERVICES

When asked about a major problem faced by returnees, a majority of host community respondents cited unemployment (78.0%), followed by access to land (75.0%), not enough food (51.0%), not enough electricity (49.3%), and not enough healthcare and education (49.3% and 46.2%, respectively). The problem of land access was more pronounced by host community members in Nangarhar (91.2%) and least pronounced in Kandahar (68.4%).

In Kabul, 91.8% of respondents cited unemployment as a major problem for returnees, while respondents in Kandahar were least likely to cite this issue (63.5%). Respondents in Nangarhar were most likely to list insufficient food as a major problem for returnees (70.3%), followed by respondents in Kabul (55.2%), Kandahar (49.9%), and Balkh (35.2%).

## GAPS IN PRESENT AND FUTURE RETURNEE NEEDS

Host community respondents were gauged on their opinions of what the government should provide returnees in their area. Food was the most common response, cited by 71.4% of respondents, followed by money (65.5%), skills or job training (64.17%), housing support (64.5%), free land (60.7%), and livestock (56.6%).

Host community respondents in Nangarhar were more likely than respondents elsewhere to say that returnees needed benefits that included food support (93.0%), housing support (86.5%), free land (78.6%), livestock (68.3%), money (79.0%), and skills or job training (77.4%). In contrast, respondents in Herat were less likely to state that returnees required food support (47.4%), housing support (40.95%), free land (38.0%), livestock (38.2%), money (44.5%), and skills or job training (40.3%).

More than half (63.8%) of respondents stated that returnees needed more help, while 19.5% thought that they needed less help, and 13.6% expressed that about the same amount of help was required. Across provinces, respondents in Kabul were more likely to believe that returnees needed more help (85.1%), followed by Nangarhar (69.2%), Herat (65.1%), Balkh (60.2%), and Kandahar (39.1%).

Over half of host community respondents acknowledged that returnees needed housing or land (55.6%), followed by money (34.2%), employment opportunities (31.3%), food stuff (27.5%), and education (7.6%).

When asked whom should provide this support, more than one quarter of respondents identified the United Nations (26.1%), followed by the Afghan government (24.5%), community members (23.0%), elders in community (20.3%), foreign NGOs (15.7%), and Afghan NGOs (14.6%).

## INTEGRATION AND CONFLICT

SAR asked respondents a battery of questions on the social integration of returnees within their communities. According to host community respondents, returnees were most likely to attend the mosque (63.4%), followed by weddings (48.1%), visits with neighbors during Eid holidays (47.3%), and visits with people from the community on the street or at the market (45.3%). Respondents reported that returnees were slightly less likely to engage in community activities and events such as jirgas (37.1%).

Host community members were asked if they thought there were barriers to returnees' integration into the community, and 10.6% of respondents reported that there were. The top cited barriers included, "cultural problems" (26.4%), "linguistic problems" (19.8%), "tribalism" (16.8%), "poverty" (15.3%), "religious problems" (10.7%), "bad behavior towards people" (10.5%), "I don't know them" (8.0%), "unemployment" (6.9%), and "staying away from the community" (6.6%).

The reasons for non-integration of returnees within host communities varied by province. For instance, respondents in Herat were most likely to cite cultural problems (37.0%), while respondents in Kandahar were least likely to cite this as a reason (18.6%). The linguistic challenge was most pronounced in Kandahar (36.7%) and least pronounced in Balkh (12.0%). Also, poverty was most commonly cited by respondents in Balkh (28.0%) and Nangarhar (27.4%), but much less cited in Herat (7.2%).

Among the 18.3% of host community members who admitted that returnees faced a difficult time integrating into the community, the most common reasons cited included differences in language (57.7%), differences in culture (39.1%), and poverty or class differences (31.4%).

To better understand the dynamics of returnee integration, host community respondents were asked if they or their family members had experienced a dispute with a returnee. Overall, 12.9% of respondents said that they had experienced a dispute. Respondents in Kandahar were 6 times more likely to admit experiencing a dispute (24.7%) compared with host community respondents in Kabul (4.2%).

Among those who experienced a conflict or dispute with a returnee, the majority stated that it was in the form of a verbal argument or confrontation (73.0%). Fewer reported experiencing a physical fight or attack (15.8%) or a property dispute (11.1%). According to all respondents, the top causes

of conflict among returnees and host community members were intimidation (24.7%), immorality (23.8%), vandalism (19.2%), discrimination (13.6%), harassment (12.4%), criminal activity (3.4%), and honor issues (1.7%).

In terms of dispute resolution, 67.0% of those involved in a conflict or dispute acknowledged that it was resolved, while the issue remained unresolved among one third of respondents (31.0%). Among the resolved cases, more than half were resolved by the parties themselves (56.6%), followed by shura/jirgas (22.5%), state courts (10.1%), and Huquq departments (8.0%).



### 3. METHODS

The 2018 *A Survey of the Afghan Returnees* (SAR) studies the needs and challenges, as well as the available resources and opportunities, for those who have returned to Afghanistan from other countries within the past five years. It also studies the attitudes of host communities, or the neighborhoods where returnees have settled upon their return, including conflict and cooperation between returnees and host community members.

The fieldwork was conducted by the Afghan Center for Socio-Economic and Opinion Research (ACSOR), while independent third-party monitoring of the trainings and fieldwork was carried out by Sayara Research. Altogether, 7,989 individuals were surveyed, representing 3,988 returnees and 4,001 host community members. A randomized sample of returnees was determined using a frame of settlements from the International Organization for Migration's (IOM) Baseline Mobility Assessment Settlement Data (March 2018). This consisted of equal samples from five provinces, Balkh, Herat, Kabul, Kandahar, and Nangarhar, to capture three points of comparison: two groups that had mostly returned from Pakistan and a third group that was mostly from Iran. A minimum target sample size of 800 returnees was selected to achieve adequate statistical power for analysis that disaggregates by province, strata, and gender. The same sample size (n=800) was used at each sampling point (Balkh, Herat, Kabul, Kandahar, and Nangarhar) for host community interviews. The overall sample consisted of nearly 50% female and 50% male respondents, each with a minimum age of 18. To determine respondents within households, the Kish grid was used. Respondents and interviewers were gender-matched (males interviewed males and females interviewed females).

The questionnaire design, sample design, field implementation, quality control, and overall field experience are briefly summarized below:

1. SAR included a sample of 7,989 men and women above 18 years of age residing in urban and rural areas of five provinces of Afghanistan: Balkh, Herat, Kabul, Kandahar, and Nangarhar. Of this sample, 3,988 were returnees who had returned to Afghanistan from abroad within the five years preceding the survey, while 4,001 were members of host communities (those communities in which the returnees were living).
2. The sample was disproportionately stratified by province, so that each province had an equal share of interviews. This was done to maximize the statistical power needed to make comparisons between provinces. Because the frame used for this survey was not stratified by urban/city, urban/rural designations were added after the sample was drawn.
3. Considering the disproportionate stratification of the survey design, the complex design and weighting was taken into account when determining the Margin of Error (MOE). For the returnee sample, the estimated design effect was 1.9. Using this design effect, the complex

margin of error at the 95% confidence interval (CI) with  $p=0.5$  was  $\pm 2.14\%$ . For the host community sample, the estimated design effect was 1.8, making the complex margin of error  $\pm 2.08\%$  (at the 95% CI with  $p=0.5$ ).

4. Disposition outcomes for all interviews were tracked by ACSOR staff using the American Association for Public Opinion Research's (AAPOR) standardized codes, which were adapted to the Afghan context. For the returnee sample, the response rate 3 was 79.5%, the cooperation rate 3 was 93.4%, the refusal rate 2 was 4.1%, and the contact rate 2 was 85.8%. For the host community sample, the response rate 3 was 74.7%, the cooperation rate 3 was 90.9%, the refusal rate 2 was 5.8%, and the contact rate 2 was 82.9%.
5. Within some provinces, security, transportation and other events impacted field work. These events are described in detail in this report. These types of events are common in Afghanistan; however, the safety of field teams is always a primary concern.
6. Fieldwork was conducted from October 25 to November 7, 2018. The field team consisted of 288 trained interviews and 5 supervisors.
7. Several quality control procedures were employed throughout the project:
  - a. During fieldwork, interviewers were observed by a supervisor or by a third-party validator. Field supervisors and third-party validators also conducted back-checks of interviews. In total, 36% of interviews were subject to some form of back-check or quality control.
  - b. During the data entry phase, approximately 20% of interviews conducted underwent double data entry to reduce the number of discrepancies. During data entry, 15 interviews from the returnee sample were rejected due to missing or misprinted pages.
  - c. During the data cleaning phase, D3's (ACSOR's parent company) Hunter program<sup>1</sup> was used to search for patterns or anomalies in the data that could indicate that an interview was not properly conducted. For the returnee survey, 22 cases were deleted from the dataset for having over 95% similarity in responses to another interview (i.e., failing the duplicates test). For the host community survey, 47 cases were deleted from the dataset for having over 90% similarity in responses to another interview (i.e., failing the duplicates test), 10 cases were deleted for having high overall similarity to other cases done by the same interviewer (i.e., failing the equality test), and 1 was deleted from the dataset for having a high non-response rate (over 40% "don't know" or "refused").
  - d. A further 75 cases from the returnee dataset and 40 cases from the host community data set were deleted after additional logic checks. A total of 112 cases from the returnee data and 98 from the host community data were deleted throughout the cleaning and quality control stages.



8. Interviewers collected GPS coordinates for 808 out of 820 sampling points (99%) in all 5 provinces where the survey was implemented, as a means of verifying that the fieldwork had been conducted at the locations specified in the sampling plan. These were compared to GPS coordinates for selected villages drawn from the IOM list, where available.
9. Two different versions of the questionnaire were developed, one for returnees and one for host community members. The two versions of the survey share common management and demographic sections, but different substantive questions, owing to the different populations interviewed (returnees versus host community members).

The questionnaires addressed experiences of returnees before and after returning to Afghanistan, skills learned abroad, reasons for returning, impact on communities upon return, and conflicts and cooperation between returnees and host communities. Both versions of the questionnaire included 29 management questions and 18 demographics questions. The returnee questionnaire contained 90 substantive questions, while the host community questionnaire contained 46 substantive questions. However, both questionnaires contained extensive filtering, such that no respondent was asked 100% of questions in either questionnaire.

10. Interviews with returnees ranged from 20 to 58 minutes, with an average interview time of 36 minutes. Interviews with members of the host sample ranged from 20 to 55 minutes, with an average interview time of 33 minutes.

A more comprehensive reporting of the survey methods, including sample design, field implementation, quality control, questionnaire design, and overall field experience, is offered in Appendix 1: Methodology.

## ENDNOTES

1. The Hunter is proprietary program containing three tests: (1) Equality test – compares interviews for similarities, grouped by interviewer, within sampling point, province, or any other variable. Typically, interviews with an interviewer average of 90% or higher are flagged for further investigation; (2) Non-response test – determines the percentage of ‘Don’t Knows’ and refusals for each interviewer’s cases. Typically, interviews with these responses that are 40% or higher are flagged for further investigation; (3) Duplicates test – compares cases across all interviewers and respondents to check for similarity rates. This test will flag any pair of interviews that are similar to each other. Typically, any cases that have a similarity of 95% or higher are flagged for further investigation. Any interview that does not pass Hunter is pulled out for additional screening. If the interview does not pass screening, it is removed from the final database before delivery.





## 4. FINDINGS

### 4.1 RETURNEES PERCEPTIONS & EXPERIENCES

To better understand the unique experiences of returnees, SAR interviewed 3,988 returnees who were above the age of 18 years. Of this sample, 52.9% were male and 47.1% were female. For comparability, a similar proportion of returnees were interviewed across five provinces: Kandahar (20%), Nangarhar (20%), Kabul (20%), Balkh (20%), and Herat (20%). Overall, nearly three quarters of returnees interviewed were rural (74.8%) and one quarter was urban (25.2%).<sup>1</sup>

#### PROPORTION OF RESPONDENTS, BY STRATA WITHIN EACH PROVINCE

	Rural	Urban
Kabul	56	44
Nangarhar	90	10
Balkh	94	5
Herat	66	34
Kandahar	66	34

Fig 1. M-3. Province. M-4b. CSO Geographic Code

More than half of returnees had returned to Afghanistan from Pakistan (53.8%), followed by Iran (36.2%), and a smaller proportion from Turkey (4.1%). However, these estimates varied by province. The majority of returnees in Nangarhar, Kandahar, and Kabul were from Pakistan (95.4%, 64.0%, and 63.0%, respectively), while in Herat and Balkh, the majority were from Iran (70.2% and 52.0%, respectively).

## COUNTRY RETURNED FROM, BY PROVINCE

	Returned from Pakistan	Returned from Iran	Returned from Turkey	Returned from other countries
Kabul	63	32	2	3
Nangarhar	95	4	0	1
Balkh	32	52	9	6
Herat	14	70	6	9
Kandahar	64	23	3	10

**Fig 2. M-3. Province. Q-1a.** *In which countries have you lived outside of Afghanistan at any time during the past 26 years? For reference, 26 years ago was the fall of Dr. Najibullah’s government and the start of mujahedeen government. If you left Afghanistan before then but remained living abroad during any portion of that time, please count it.*

The analysis below covers the challenges returnees have faced since returning to Afghanistan, the skills returnees acquired while abroad, the push and pull factors that drove their return to Afghanistan, changes in returnees’ economic situations, access to essential services, and challenges or conflict experienced while re-integrating into host communities in Afghanistan.

### 1. REASONS FOR RETURN TO AFGHANISTAN

#### KEY QUESTIONS

**Q-1a.** *In which countries have you lived outside of Afghanistan at any time during the past 26 years? For reference, 26 years ago was the fall of Dr. Najibullah’s government and the start of mujahedeen government. If you left Afghanistan before then but remained living abroad during any portion of that time, please count it.*

**Q2c.** *Why did you return?*

Across the available literature, commonly cited reasons behind returnees’ decision to return to Afghanistan include economic issues and lack of employment opportunities, family pressure, border closures, and rejection of their asylum application.<sup>2</sup>

A key question shedding insight into the various push and pull factors of resettlement, SAR also asked returnees for the reasons behind their return to Afghanistan. Across all five provinces, top cited reasons included poor economic conditions and unemployment in their former host communities (48.6%), deportation/forcible removal from their former host country (37.1%), and family reunification (24.4%). Fewer reported returning to Afghanistan because of insecurity (13.6%).

## REASONS FOR RETURN TO AFGHANISTAN

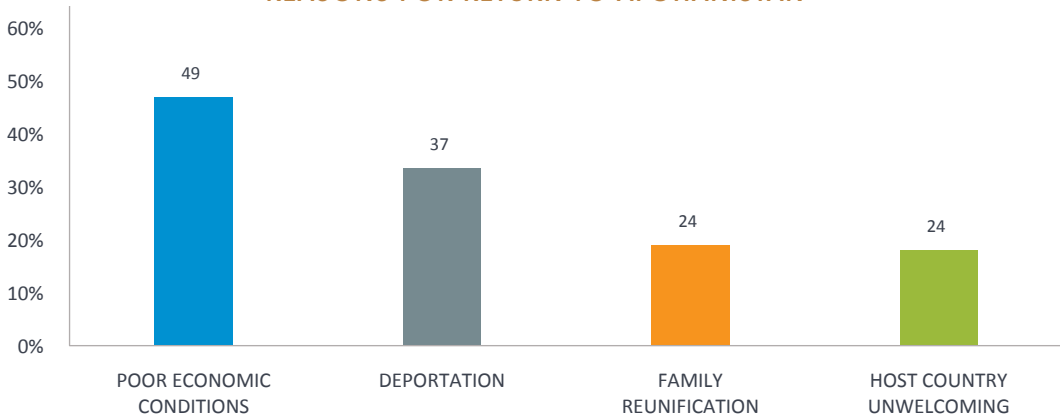


Fig 3: Q-2c. Why did you return? Allow up to two responses.

Reasons varied depending on where returnees were coming from. Afghans returning from Pakistan were more likely to cite deportation when compared to returnees from Iran (43.1% versus 29.7%). Those returning from Iran were more likely to cite poor economic conditions, including unemployment, in the host country when compared to returnees from Pakistan (56.6% versus 44.8%). Returnees from Pakistan, when compared to those from Iran, were almost twice as likely to cite insecurity as a push factor (17.2% versus 9.0%).

Conflict and insecurity in Pakistan are relatively common. Since January 2015, the influx of returnees from Pakistan following terrorist incidents has notably increased, particularly among Afghan refugees from districts in Peshawar, Baluchistan, Sind, Karachi, Quetta, and Punjab.<sup>3</sup>

Given the expenses accumulated while returning, many returnees are incentivized through financial support from various entities. Some European host governments, via the International Organization for Migration (IOM), will help fund a returnee's trip home by providing cash assistance or directly booking flights. In some cases, even hotel accommodations are provided.<sup>4</sup>

## 2. SETTLEMENT CHOICE AND DECISION MAKING

### KEY QUESTIONS

Q-3. After returning, did you live in any other place inside Afghanistan for more than 3 months, before living in your current place of residence?

Q-6. Why did you decide to move to the place you are living now instead of some other place in Afghanistan?

Q-7. Over the next year, do you plan to settle here in your current district or city, or do you want to move somewhere else?

Q-8. (Ask if Q-7 is “move elsewhere”) You mentioned you want to move elsewhere. Where do you want to move?

Q-9. (Ask if Q-7 is “move elsewhere”) Why do you want to move there?

Internal displacement of returnees is common, particularly in Afghanistan where conflict and poor economic conditions may compel returnees to relocate a second or third time.<sup>5</sup> More than one in every ten returnees interviewed lived in another location in Afghanistan before settling in their current place of residence (13.2%). When asked about why they chose their current location, returnees frequently cited, “staying/living with family” and “to be around with people of same ethnicity” (32.5% and 20.9%, respectively). A smaller percentage had been displaced due to insecurity and poor economic factors, citing reasons such as, “better job opportunities” (10.6%), “availability of better services” (10.5%), and “better security” (9.5%).

SAR also asked respondents whether they planned to settle in their current area or move elsewhere. An overwhelming majority of returnees said they planned to settle in the area where they were currently living (91.5%), while 6.8% said they planned to move elsewhere. The top cited reasons among the 6.8% were better employment opportunities (46.9%), better security (44.3%), better standard of living (23.2%), and for educational purposes (20.3%).<sup>6</sup> The majority expressed that they would like to move with their family (67.4%), while one out of five returnees (20.7%) said they would prefer to move alone.

By province, returnees in Herat were the most likely to want to move elsewhere (11.6%). This proportion was less than 10% in the remaining provinces: Balkh (4.6%), Kabul (4.8%), Nangarhar (5.1%), and Kandahar (7.8%).

Further, there was a notable difference between returnees in urban and rural Herat, whereby returnees in rural Herat were over twice as likely to report wanting to move somewhere else (14.2% versus 6.4%). On the other hand, respondents in urban Balkh were the most likely to report wanting to settle in their current district/city. This is consistent with the notion that there is an influx of returnees to urban centers in Afghanistan for better employment opportunities, urban culture, and improved security.<sup>7</sup>

### SETTLEMENT DECISION, BY STRATA WITHIN EACH PROVINCE

Rural		Settle here in this district/city	Move somewhere else
	Kabul	95	4
	Nangarhar	95	5
	Balkh	95	5

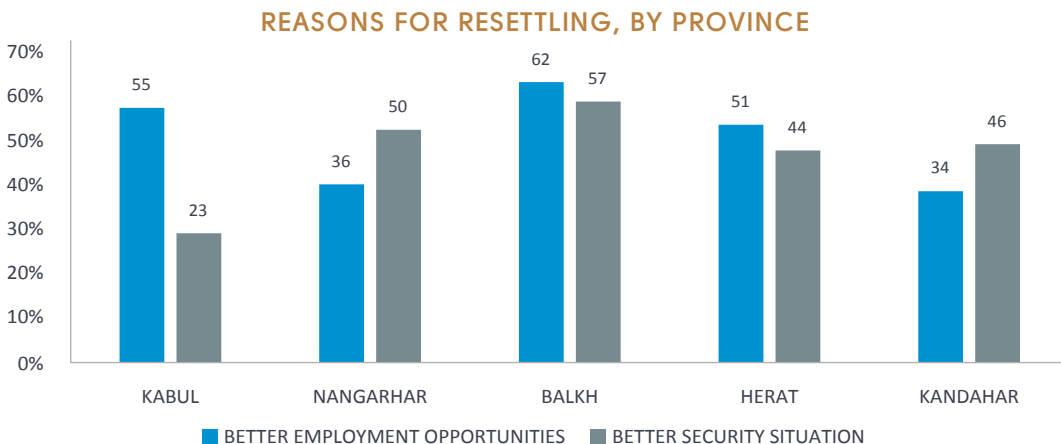


	Herat	80	14
	Kandahar	91	8
<b>Urban</b>			
	Kabul	92	6
	Nangarhar	92	8
	Balkh	95	5
	Herat	91	6
	Kandahar	89	8

**Fig 4. Q-7.** *Over the next year, do you plan to settle here in your current district or city, or do you want to move somewhere else?*

Among the 6.8% of respondents who acknowledged that they will move elsewhere, better employment opportunities and security were most frequently cited as reasons (46.9% and 44.3%, respectively), followed by improved standard of living (23.2%) and for the purpose of education (20.3%).

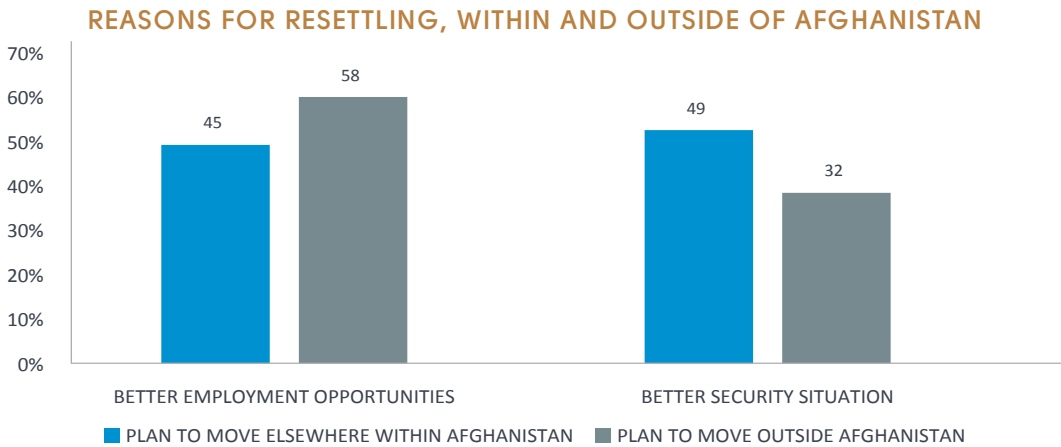
Improved security was cited more frequently by returnees in Balkh (57.0%) and Nangarhar (49.8%), while better employment opportunities was cited by returnees in Balkh (62.0%), Kabul (55.4%), and Herat (51.0%).



**Fig 5. Q-9.** *[Ask if Q-7 is “move elsewhere”] Why do you want to move there?*

However, further differences emerged by strata. For example, returnees in rural Kandahar were more than twice as likely as returnees in urban Kandahar to report wanting to move elsewhere for better security (56.8% versus 25.9%).

Of those who reported planning to move elsewhere, over half of respondents said they would like to move within the country (65.0%) while 13.9% said they would like to settle in another country. Better security was cited more frequently by those who wanted to settle within Afghanistan, while better employment opportunities was cited by those who wanted to go outside the country. In other literature, economic and security factors are consistently identified as reasons for a returnee’s decision to leave Afghanistan again.<sup>8</sup>



**Fig 6. Q-8.** [Ask if Q-7 is “move elsewhere”] You mentioned you want to move elsewhere. Where do you want to move? **Q-9.** [Ask if Q-7 is “move elsewhere”] Why do you want to move there?

Returnees were mostly pessimistic about their future, as 39.0% believed that their family’s living conditions would deteriorate if they continued to stay at their present settlement, while only 19.9% said it would remain the same, and 33.9% said it would improve. Pessimism about the future of their current living conditions was due to unemployment (50.1%), insecurity (36.6%), and a bad economy (19.0%).

A report by UNHCR noted increased optimism regarding improved security among returnees between 2016 and 2017 (from 66% to 79%).<sup>9</sup> Similarly, in the current survey, those who believed that their living condition would improve if they stayed in their present settlement were likely to cite reasons such as improvement in security (43.0%) and employment opportunities (26.3%), as well as reconstruction (11.7%). Differences emerged across provinces, whereby returnees in Nangarhar were most likely to cite improved security (59,0%), followed by returnees in Balkh (57.1%), and Kabul (37.2%). Respondents in Kandahar and Herat were less likely to cite improved security as a means for improved living conditions (29.5% and 25.8%, respectively).

## REASONS FOR IMPROVEMENT OF LIVING CONDITIONS IN PRESENT SETTLEMENT, BY PROVINCE

	Kabul	Nangarhar	Balkh	Herat	Kandahar
Security is better now	37	59	57	26	30
Employment opportunities are better	33	23	28	27	24
Reconstruction has taken place	9	16	22	6	4
The economy has improved	14	16	8	9	6
Education has improved	11	5	10	15	8
Because there is patriotism	13	3	4	13	4
The living condition of people has improved	13	1	8	9	4
Here is brotherhood among people	2	1	7	9	2
Presence of fair government	3	7	2	0	4
Because of international communities' aids	1	5	2	0	5
More expectation from the government	3	4	2	2	3
Agriculture is improving	1	0	2	11	0
Electricity is better now	1	1	6	3	0
Development projects are being implemented	1	4	2	2	0
Free of corruption	0	4	1	0	2
Presence of good neighbors	5	0	3	1	0
Improvement in clean water	1	0	4	2	0
Because of new parliament	1	1	1	2	1

**Fig 7. Q-46a.** *In general, in the future, if you continue to stay in your present location, do you feel your living conditions for your family would improve, deteriorate, or remain the same? Q-46b 1/2. [Ask if Q46a is "improve"] Why do you say that?*

Slight differences surfaced across urban and rural strata. Respondents in rural areas were more likely to cite improved security (43.6%), employment (25.4%) and reconstruction (13.6%), while urban returnees cited improvements in security (41.2%), employment opportunities (29.2%), and the economy (11.7%) as potential reasons behind improved living conditions in their current location.

## REASONS FOR IMPROVEMENT OF LIVING CONDITIONS IN PRESENT SETTLEMENT, BY STRATA

	Rural	Urban
Security is better now	44	41
Employment opportunities are better	25	29
Reconstruction has taken place	14	6
The economy has improved	10	12
Education has improved	8	12
Because there is patriotism	6	9
The living condition of people has improved	7	5
Here is brotherhood among people	3	5
Presence of fair government	3	5
Because of international communities' aids	3	4
More expectation from the government	3	2
Agriculture is improving	3	0
Electricity is better now	2	2
Development projects are being implemented	2	1
Free of corruption	2	1
Presence of good neighbors	1	2
Improvement in clean water	2	1
Because of new parliament	1	1
Justice/law is being implemented	1	1

**Fig 8. Q-46a.** *In general, in the future, if you continue to stay in your present location, do you feel your living conditions for your family would improve, deteriorate, or remain the same? Q-46b 1-2. [Ask if Q46a is "improve"] Why do you say that?*

Factors that influenced a returnee's decision to move elsewhere also emerged. Returnees who personally experienced a dispute or conflict with a community member, or those with a family member who did, were almost three times more likely to want to move elsewhere than those who did not experience any conflict (14.7% versus 5.7%). Returnees who felt unsafe in their neighborhoods, compared to those who felt safe, were more likely to want to leave (15.3% versus 12.1%).

Marital status did not have an effect on the decision to relocate, while education levels did. Returnees with more than 12 years of formal education were more likely to want to move elsewhere than those

with 1 to 6 years of formal education (7.8% versus 4.7%). This difference was even more pronounced among rural respondents (11.3% versus 4.2%). In urban areas, all returnees (100%) with 12+ years of formal education reported that they did not desire to relocate.

### 3. EDUCATION/SKILLS ACQUIRED ABROAD

#### KEY QUESTIONS

*Q-15a. Have you received any formal education while abroad?*

*Q-15b. (Ask if yes in Q-15a) Which levels of education you received while abroad?*

*Q-16. Have you learned any new skills or learned a profession while abroad?*

*Q-17. (Ask if yes in Q-16) What were the two most valuable skills you learned while abroad?  
(Allow up to two responses)*

*Q-18. (Ask if offered response in Q-17) How useful do you feel this skill was for finding a new job when you returned back to Afghanistan?*

Following decades of ongoing war, the population of Afghan refugees in Pakistan and Iran remains young, with second and third generations of children born into displacement. According to the UNHCR, nearly 50% of the 2.45 million Afghan refugees in Pakistan and Iran are under the age of 14 years. Young persons, aged 15-24 years, represent a significant subset of the remaining proportion. In Pakistan, nearly 80% of school-age Afghan refugees are unable to study.<sup>10</sup> Additional evidence from IOM looking at undocumented returnees and access to schools in Pakistan, found that limited financial resources and an absence of legal documents prevented young Afghan refugees from attending school.<sup>11</sup>

In the present survey, when asked if they received any formal education while abroad, 15.8% of returnees confirm that they had. The proportion of returnees who received an education abroad was higher among those who were single (27.8%) compared to those who were married (13.8%), and among male respondents (16.9%) as compared to female respondents (14.5%). Regardless of gender and marital status, younger returnees (aged 18 to 25 years) were significantly more likely to say they received a formal education while abroad (21.4%) than those who were older (55+ years) (6.5%).

## EDUCATION RECEIVED ABROAD, BY DEMOGRAPHICS

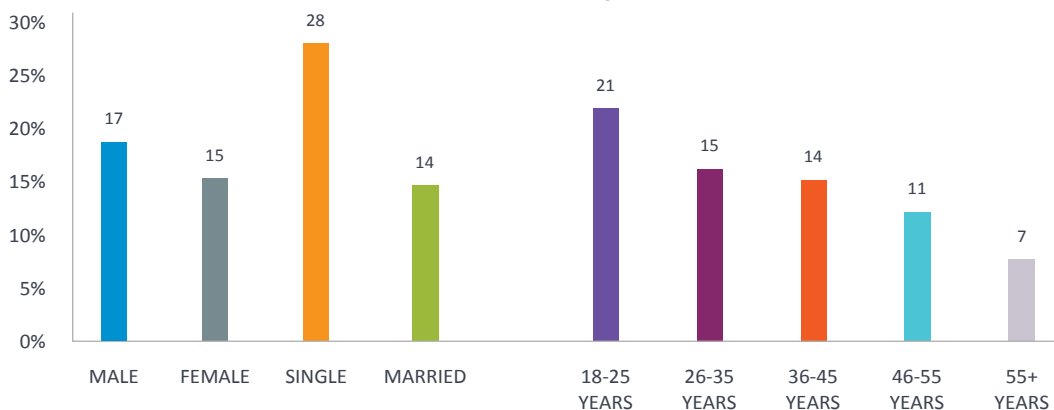


Fig 9. Q-15a. Have you received any formal education while abroad? (Percent who say yes)

Across strata within each province, returnees in rural Nangarhar were significantly more likely to have received an education while abroad than returnees elsewhere (26.9%). The least likely group to receive a formal education were returnees residing in rural Balkh (7.6%).

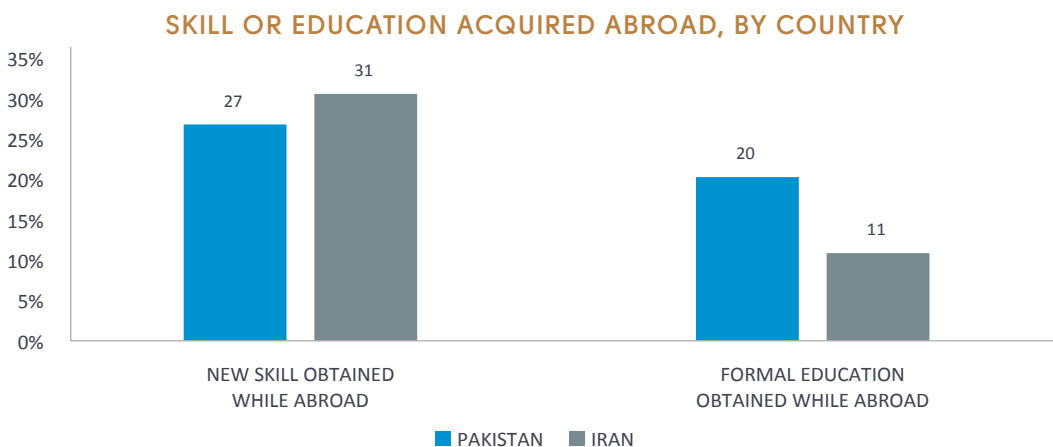
## EDUCATION RECEIVED ABROAD, BY STRATA WITHIN EACH PROVINCE

Rural		Yes	No
	Kabul	15	85
	Nangarhar	27	73
	Balkh	8	92
	Herat	11	89
	Kandahar	14	86
<b>Urban</b>			
	Kabul	18	82
	Nangarhar	18	82
	Balkh	9	91
	Herat	14	86
	Kandahar	22	78

Fig 10. Q-15a. Have you received any formal education while abroad?

The percentage of returnees who received an education abroad generally decreased as education level increased. For example, the majority of returnees indicated that they attended elementary school (35.9%), followed by lower secondary (28.1%), and upper secondary/high school (23.8%). Fewer returnees reported receiving a university-level education that consisted of a Bachelor’s degree (7.8%) or a Master’s or Professional degree (0.6%). Some returnees reported receiving vocational training (3.7%) and education from an Islamic madrasa (3.0%).

Furthermore, 27.8% of returnees reported learning a new skill or a profession abroad. This was more commonly reported among those who lived in Iran compared to those who lived in Pakistan (30.6% versus 26.8%). However, this trend was reversed when it came to obtaining a formal education, whereby respondents who lived in Pakistan were twice as likely to receive formal education (20.3%) compared to those from Iran (10.9%).



**Fig 11. Q-16.** *Have you learned any new skills or learned a profession while abroad? (Percent who say yes)*

Among those who reported learning a new skill while abroad, the top cited skills acquired include tailoring (29.6%), embroidery/handicrafts (21.6%), masonry (15.2%), and driving skills (8.1%). Most stated that the skill learned was very or somewhat useful in earning a living in Afghanistan (70.7%), while 14.4% said it was not useful at all.

## TYPES OF SKILLS ACQUIRED ABROAD, BY COUNTRY

	Pakistan	Iran
Tailoring	34	24
Embroidery/ Handicrafts	28	14
Mason	8	26
Driving skills	10	6
Mechanic	10	5
Painting	5	8
Steel worker	5	7
Carpentry	6	6
Linguistics/language	2	3
Shop-keeping	3	3
Farming/agricultural skills	2	4
Barber	2	3

Fig 12. Q-17. [Ask if yes in Q-16] What were the two most valuable skills you learned while abroad? (Allow two responses)

## 4. SERVICES

### KEY QUESTIONS

Q-19. Thinking about when you last returned to Afghanistan, have you received the following types of support from any entity or organization: a) Your housing b) Food c) Employment/ Jobs d) Health care e) Cash and/or loans f) Training g) Other help such as clothes, kitchen materials, etc.

Q-20. (Ask if yes in Q-19) Who provided support to your family?

Q-25. Have you approached anyone in the government to ask for help with anything?

Q-26. (Ask if yes in Q-25) Which government offices/departments/ministries did you approach?

Q-27. (Ask if yes in Q-25) What were the issues you raised?

Q-28. (Ask if yes in Q-25) Did you have to give money, a gift or perform a favor while in that office?

Q-29. (Ask if yes in Q-25) Overall, did you receive the support you sought?



Q-31. Have you approached anyone in your neighborhood to ask for help on any issue?

Q-33. (Ask if yes Q-31) Did you receive the help you asked for?

Q-47. When you returned to Afghanistan, did you register with any organization?

Q-48. (Ask if yes in Q-47) Which organization did you register with?

In the current landscape, support for Afghan returnees is offered through a variety of sources including the Afghan government, the government of the former host country, local and international NGOs, local organizations, and communities.<sup>12</sup> Types and forms of support vary. For example, from January to September 2018, the IOM assisted 40,903 undocumented Afghans returning from Iran and Pakistan.<sup>13</sup> The UNHCR, via the Emergency Shelter/Non-Food Items (NFI) Cluster lead Agency, provided assistance in the form of multi-purpose cash grants (USD 200 per family) and non-food items to nearly 50,000 vulnerable returnees, internally displaced persons (IDPs), and host families (350,000 individuals total).<sup>14</sup> The Afghan government may also support returnees from Europe with legal aid, job placement, land, and housing.<sup>15</sup>

SAR asked returnees about the different type of services or support they received when returning to Afghanistan. A large number of respondents reported receiving food and cash/loans (41.4% and 32.5%, respectively), followed by health care services (22.0%), housing (21.3%), clothes and kitchen materials (17.1%), employment and jobs (16.4%), and training (3.5%).

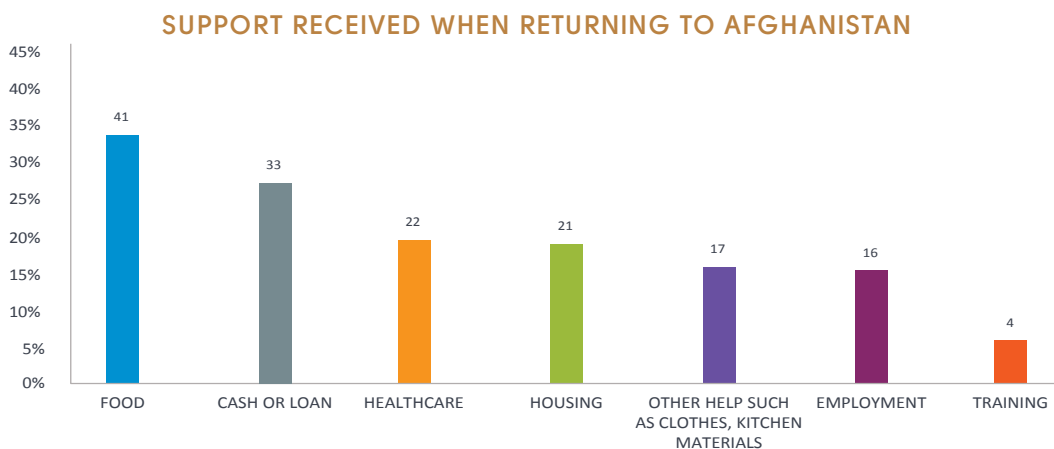


Fig 13. Q-19. Thinking about when you last returned to Afghanistan, have you received the following types of support from any entity or organization: a) Your housing b) Food c) Employment/ Jobs d) Health care e) Cash and/or loans f) Training g) Other help such as clothes, kitchen materials, etc.

Across the types of support available, returnees in Kabul were most likely to receive cash/loans (30.1%), while in Nangarhar returnees were most likely to receive food and cash/loans (62.7% and 42.9%, respectively). Similar proportions of returnees in Balkh and Herat received food (30.7%, and 29.5%, respectively) and in Kandahar, returnees mostly received support in the form of food and healthcare (68.1% and 56.2%, respectively). Across all provinces, support for training was lowest.

### TYPE OF SUPPORT RECEIVED, BY PROVINCE

	Kabul	Nangarhar	Balkh	Herat	Kandahar
Housing	9	24	17	15	42
Food	16	63	31	29	68
Employment	6	20	8	18	30
Health care	7	25	6	16	56
Cash/loans	30	43	18	22	49
Training	3	2	1	3	8
Other help such as clothes, kitchen materials, etc.	12	20	8	24	22

**Fig 14. Q-19.** *Thinking about when you last returned to Afghanistan, have you received the following types of support from any entity or organization: a) Your housing b) Food c) Employment/ Jobs d) Health care e) Cash and/or loans f) Training g) Other help such as clothes, kitchen materials, etc.*

While only minor differences emerged by urban and rural status, findings revealed that married returnees received more support than single returnees, across all categories.

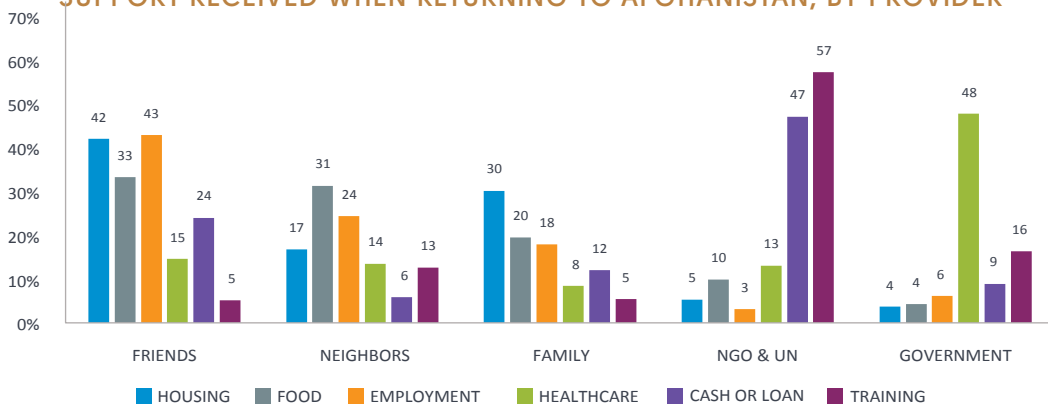
## TYPE OF SUPPORT RECEIVED, BY MARITAL STATUS

	Single	Married
Housing	18	22
Food	35	43
Employment	15	17
Health care	13	24
Cash/loans	29	33
Training	3	4
Other help such as clothes, kitchen materials, etc.	11	18

**Fig 15. Q-19.** Thinking about when you last returned to Afghanistan, have you received the following types of support from any entity or organization: a) Your housing b) Food c) Employment/ Jobs d) Health care e) Cash and/or loans f) Training g) Other help such as clothes, kitchen materials, etc.

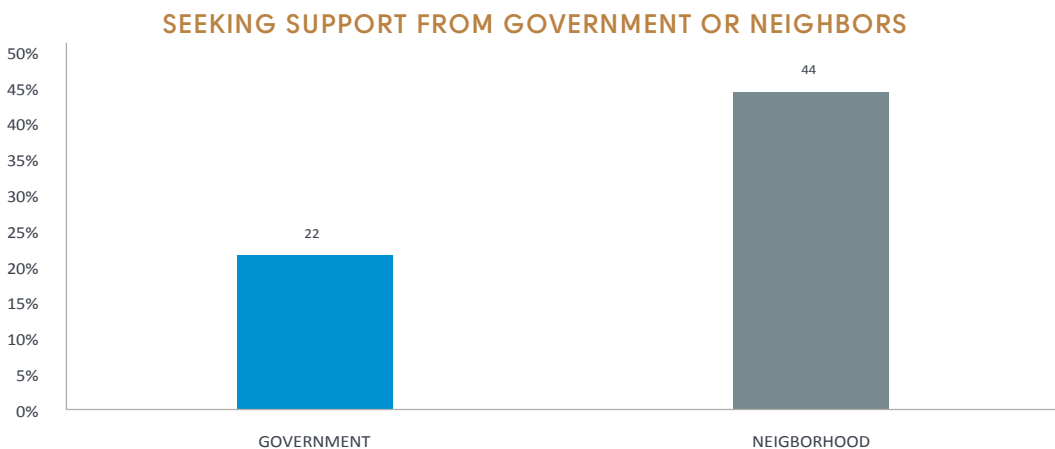
Returnees were asked to identify the organizations and entities that provided each type of support. Findings indicated that the Afghan government was more likely to provide health care services for returnees (47.7%), while NGOs and the United Nations together were more likely to provide trainings and cash/loans (57.3% and 47.1%, respectively). Returnees were more likely to receive food, housing, and job support from their friends, family, and neighbors.

## SUPPORT RECEIVED WHEN RETURNING TO AFGHANISTAN, BY PROVIDER



**Fig 16. Q-19.** Thinking about when you last returned to Afghanistan, have you received the following types of support from any entity or organization: a) Your housing b) Food c) Employment/ Jobs d) Health care e) Cash and/or loans f) Training g) Other help such as clothes, kitchen materials, etc. **Q-20.** [Ask if yes in Q-19] Who provided support to your family?

Returnees were also asked whether they had approached anyone in the government or in their neighborhood for assistance. Findings revealed that only one out of five returnees approached the government for help (21.5%), while twice as many reached out to a neighbor (44.5%).



**Fig 17. Q-25. Have you approached anyone in the government to ask for help with anything? Q-31. Have you approached anyone in your neighborhood to ask for help on any issue?**

Among those who had approached the government for help, returnees mainly identified the Refugees Directorate (71.7%) and, to a lesser extent, contacted the Ministry of Labor and Social Affairs Martyrs and Disabled (9.0%) and the District Government (3.7%).

Over 40% of rural and urban returnees in Kandahar asked someone in the government for support. Estimates from Kandahar were notably higher than in any other province (for example, 20.5% of returnees in urban Nangarhar approached the government).

**APPROACHED ANYONE IN THE GOVERNMENT FOR HELP, BY STRATA WITHIN EACH PROVINCE**

Rural		Yes	No
	Kabul	15	85
	Nangarhar	19	81
	Balkh	11	89
	Herat	19	81
	Kandahar	43	55

<b>Urban</b>			
	Kabul	19	81
	Nangarhar	20	80
	Balkh	18	82
	Herat	14	86
	Kandahar	44	56

Fig 18. Q-25. *Have you approached anyone in the government to ask for help with anything?*

This trend held true when returnees were asked whether they had approached anyone in their neighborhood for help. Returnees in urban Kandahar were more likely to ask for help than returnees in other areas (58.9%).

### APPROACHED ANYONE IN NEIGHBORHOOD FOR HELP, BY STRATA WITHIN EACH PROVINCE

<b>Rural</b>		<b>Yes</b>	<b>No</b>
	Kabul	48	52
	Nangarhar	44	56
	Balkh	33	67
	Herat	54	46
	Kandahar	50	50
<b>Urban</b>			
	Kabul	39	61
	Nangarhar	52	48
	Balkh	28	72
	Herat	37	63
	Kandahar	59	40

Fig 19. Q-31. *Have you approached anyone in your neighborhood to ask for help on any issue?*

The types of support requested by source varied. Returnees were more likely to approach the government for support in seeking housing and land (42.6) and were more likely to approach neighbors to ask for food (41.6%), loans (34.9%) or money/cash (32.3%). Returnees were much more likely to actually receive help when they approached someone in their neighborhood as compared to when they approached a government worker (90.1% versus 32.1%).

Unfortunately, and perhaps emblematic of the corruption that plagues the country, 21.9% of those who approached the government for help said they had to give money, a gift, or perform a favor in order to receive any support. Of those who offered a bribe, 32.2% said the support they received from the government was not timely.

Having to pay a bribe when asking for help varied by province. Returnees in Kandahar were much more likely to pay a bribe than returnees in Balkh (31.5% versus 4.8%) and, within Kandahar, urban returnees were more likely than those that were rural (38.2% versus 28.0%).

### GIVING MONEY/GIFT TO RECEIVE SUPPORT FROM GOVERNMENT, BY STRATA WITHIN EACH PROVINCE

	Kabul	Nangarhar	Balkh	Herat	Kandahar
Rural	6	23	5	23	28
Urban	6	35	0	21	38

Fig 20. Q-28. [Ask if yes in Q-25] Did you have to give money, a gift or perform a favor while in that office?

## 5. ECONOMIC SITUATION

### KEY QUESTIONS

Q-45. Since you moved back to Afghanistan, have the following services gotten better, gotten worse, or is there no difference for your household? a) Household financial situation l) Jobs and work opportunities

Q-11i. Do female members of the family contribute to this household's income, or not?

Q-13. How did you finance your trip back to Afghanistan?

Q-14. Did you have any savings when you returned to Afghanistan?

D-11. How many children in your household are old enough to attend school? How many are boys and how many girls?

D-12. How many of them go to school?

D-13. (Ask number in D-12 is less than number in D-11) Why don't they go to school?

World Bank data cites that over 80% of returnees are employed in positions of 'vulnerable employment'. These include individuals who are self-employed, as well as those who are daily wage laborers. Nearly

60% report having only one breadwinner in the household, who will bring in between 500 and 1,000 Afs per household member per month.<sup>16</sup>

SAR asked the respondents several questions to compare their economic situation before and after returning to Afghanistan, including questions on returnees' employment opportunities and finances.

Over half of respondents reported that their overall household financial situation had worsened since returning to Afghanistan (53.5%), while 29.6% said it had improved, and 16.8% said it remained the same. In addition, 61.9% of respondents reported that employment opportunities had worsened, compared to around one fifth who said it had gotten better (18.8%) or remained the same (18.8%). Respondents who lived in Kabul and Balkh provinces were more likely to say their financial situation had worsened, while those residing in Herat were least likely to say their financial situation had gotten worse.

Alarming, and perhaps a consequence of over-population and restraints on local economies, 70.3% of returnees in rural Kabul said that their household financial situation had worsened since returning to Kabul; an estimate that is more than double that in rural Herat (33.9%).

### HOUSEHOLD FINANCIAL SITUATION, BY STRATA WITHIN EACH PROVINCE

Rural		Better	Worse	No difference
	Kabul	15	70	15
	Nangarhar	30	55	15
	Balkh	24	58	18
	Herat	49	34	17
	Kandahar	35	51	14
Urban				
	Kabul	12	68	19
	Nangarhar	42	45	12
	Balkh	18	60	22
	Herat	30	50	20
	Kandahar	43	37	19

Fig 21. Q-45. Since you moved back to Afghanistan, have the following services gotten better, gotten worse, or is there no difference for your household? a) Household financial situation.

Returnees from Iran and Pakistan were similarly likely to say that their financial situation had worsened since returning (55.9% and 54.4%, respectively). In addition, those who did not receive a formal education while

abroad were more likely to say their financial situation had worsened (54%) compared to those who did receive a formal education (50.4%).

Similar to the financial picture, returnees in urban and rural Kabul (82.0% and 82.4%, respectively) were most likely to report experiencing a worsening employment situation than returnees anywhere else (for example, 38.6% in urban Nangarhar).

### HOUSEHOLD EMPLOYMENT SITUATION, BY STRATA WITHIN EACH PROVINCE

Rural		Better	Worse	No difference
	Kabul	7	82	10
	Nangarhar	26	54	20
	Balkh	8	72	19
	Herat	30	50	19
	Kandahar	22	48	31
Urban				
	Kabul	9	82	8
	Nangarhar	34	39	25
	Balkh	12	77	11
	Herat	22	62	16
	Kandahar	26	51	23

Fig 22. Q-45. Since you moved back to Afghanistan, have the following services gotten better, gotten worse, or is there no difference for your household? Jobs and work opportunities.

In terms of employment opportunities, a higher number of non-registered returnees, when compared to those that were registered, expressed that job and work opportunities had gotten worse (64.7% versus 57.4%). Non-registered returnees in urban areas were slightly more likely to say that employment opportunities had worsened when compared to non-registered returnees in rural areas (66.6% versus 64.0%).



## WORSENING HOUSEHOLD FINANCIAL AND EMPLOYMENT SITUATION, BY PROVINCE

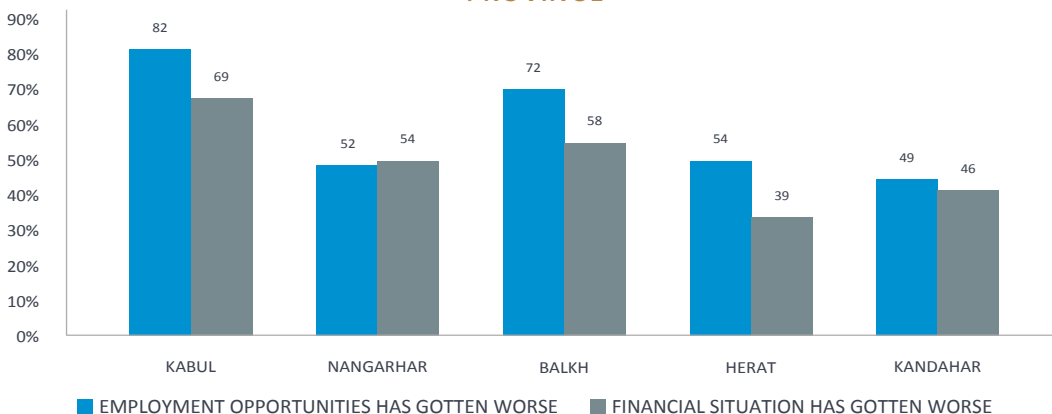


Fig 23. Q-45. Since you moved back to Afghanistan, have the following services gotten better, gotten worse, or is there no difference for your household? a) Household financial situation l) Jobs and work opportunities (Percent who say worse.)

Respondents who reported receiving any form of help from the government while returning to Afghanistan were more likely to say that their financial situation had improved (42.9%) compared to those who did not receive government assistance (26.0%).

A quarter of respondents reported that a female family member contributes to their household income (24.7%), a finding that had a positive correlation with the overall financial situation of the household. Returnee households where females contribute to the income were more likely to acknowledge that their financial situation had gotten better when compared to households where females do not contribute (36.5% versus 27.3%).

Returnees who live in Herat were relatively more likely to report that a female member contributes to the household income (43.8%), followed by Kandahar (30.7%), Balkh (22.3%), Nangarhar (18.3%), and Kabul (8.6%).

## FEMALE CONTRIBUTION TO HOUSEHOLD INCOME, BY PROVINCE

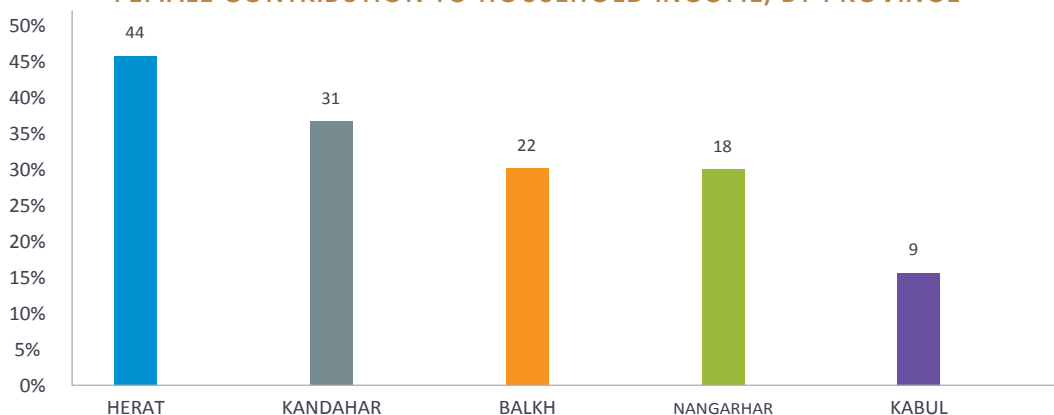


Fig 24. Q-11i. Do female members of the family contribute to this household's income, or not? (Percent who say yes)

Further differences exist across strata within each province, with returnee households in rural Herat and urban Kandahar reporting the highest levels of female contribution (48.1% and 40.2%, respectively).

## FEMALE CONTRIBUTION TO HOUSEHOLD INCOME, BY STRATA WITHIN PROVINCE

Rural		Yes	No
	Kabul	9	91
	Nangarhar	18	81
	Balkh	22	77
	Herat	48	51
	Kandahar	26	74
Urban			
	Kabul	9	91
	Nangarhar	17	83
	Balkh	23	77
	Herat	35	65
	Kandahar	40	60

Fig 25. Q-11i. Do female members of the family contribute to this household's income, or not?

More than half of returnees had monetary savings while returning to Afghanistan (52.3%), and the same proportion reported using their own savings to finance their trip home (52.0%). Additional sources of financial support included loans from family members or friends (20.1%), the UNHCR (8.9%), and the IOM (4.1%).

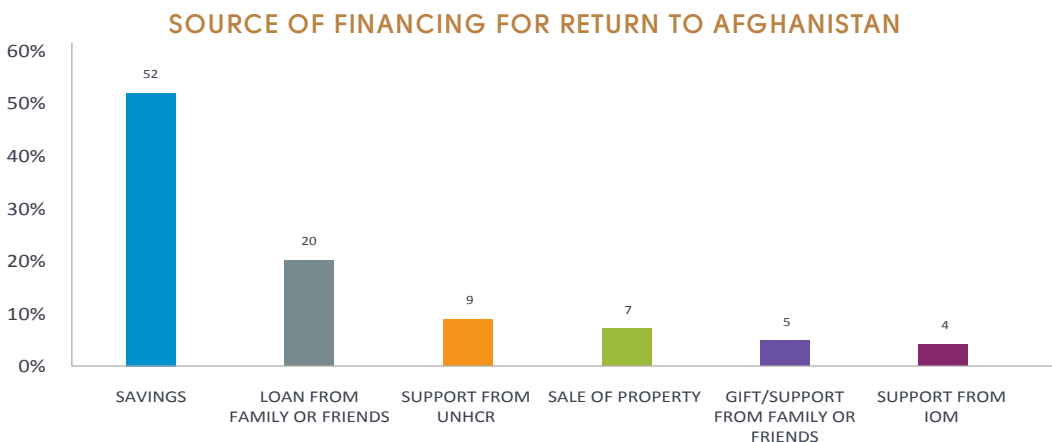


Fig 26. Q-13. How did you finance your trip back to Afghanistan?

Interestingly those who returned from Pakistan were more likely to have received support from the UNHCR and IOM (12.1% and 4.5%, respectively) compared to those returning from Iran, where only 5.0% and 2.7% received support from the UNHCR and IOM, respectively.

## 6. REGISTRATION

Given the benefits of registering with the Afghan government and other entities, it was surprising that only 34.3% of returnees reported registering while returning to Afghanistan. Of those, most registered with the government (42.1%), followed by the IOM (31.4%), UNHCR (30.8%), and the World Bank (2.7%).

Those who were single were less likely than those who were married to be registered with an organization (29.5% versus 35.0%). By province, over half of returnees in Nangarhar and Kandahar were registered (59.6% and 53.7%, respectively), while this proportion was lower than a quarter in Kabul (23.9%), Herat (20.2%), and Balkh (14.1%).

Surprisingly, a higher number of returnees in rural areas were registered with an entity when compared to those in urban areas (35.7% versus 30.5%). This trend held true in all provinces, with the exception of Kandahar, where registration was slightly more common in urban areas (57.7% versus 51.7%).

## REGISTRATION STATUS, BY STRATA WITHIN EACH PROVINCE

	Rural areas		Urban areas	
	Registered	Non-registered	Registered	Non-registered
Kabul	28	71	18	81
Nangarhar	61	38	45	54
Balkh	14	84	9	89
Herat	22	76	17	80
Kandahar	52	47	58	40

Fig 27. Q-47. When you returned to Afghanistan, did you register with any organization?

Of those who returned to Afghanistan from Iran, 22.7% reported registering with an organization. This proportion doubled among those who returned from Pakistan (43.6%). By ethnicity, Pashtuns were significantly more likely to register than other ethnic groups (45.9% versus 23.9%, 20.5%, and 17.1% Uzbek, Tajik and Hazara, respectively).

## REGISTRATION STATUS, BY ETHNICITY

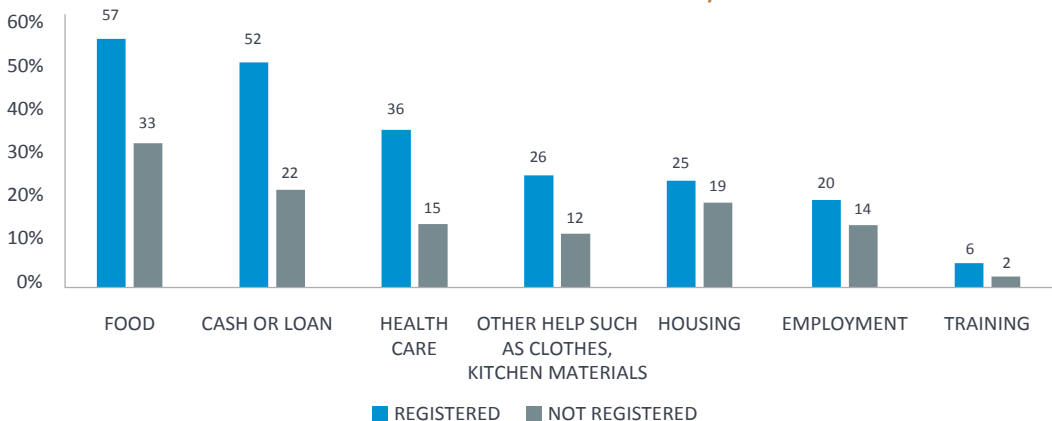
	Registered	Non-registered
Pashtun	46	53
Tajik	21	78
Uzbek	24	71
Hazara	17	81

Fig 28. Q-47. When you returned to Afghanistan, did you register with any organization?

Age and education had a slight impact on the decision to register. Young people (aged 26-35 years) were more likely to register when compared to returnees aged 55+ (36.3% versus 30.1%).

These findings reveal the benefits of registration, as registered returnees were more likely to receive services and support compared to those who were not registered.

## SUPPORT RECEIVED UPON RETURN TO AFGHANISTAN, BY REGISTRATION STATUS



**Fig 29. Q-19.** Thinking about when you last returned to Afghanistan, have you received the following types of support from any entity or organization: a) Your housing b) Food c) Employment/ Jobs d) Health care e) Cash and/or loans f) Training g) Other help such as clothes, kitchen materials, etc. **Q-47.** When you returned to Afghanistan, did you register with any organization?

One fifth (21.5%) of returnees approached someone in the government for help and, predictably, a higher number of registered returnees than non-registered returnees received the support they sought (34.7% versus 28.0%).

Interestingly, this trend was reversed in Kabul and Kandahar provinces, where a higher number of non-registered returnees, compared to those that were registered, received help from the government (19.2% and 40.5% versus 12.1% and 38.0%, respectively).

## SUPPORT RECEIVED FROM GOVERNMENT, BY REGISTRATION STATUS AND PROVINCE

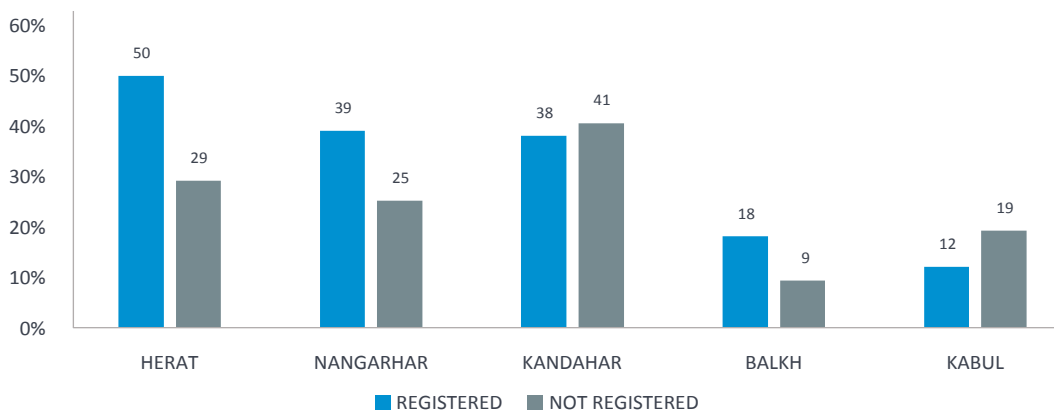
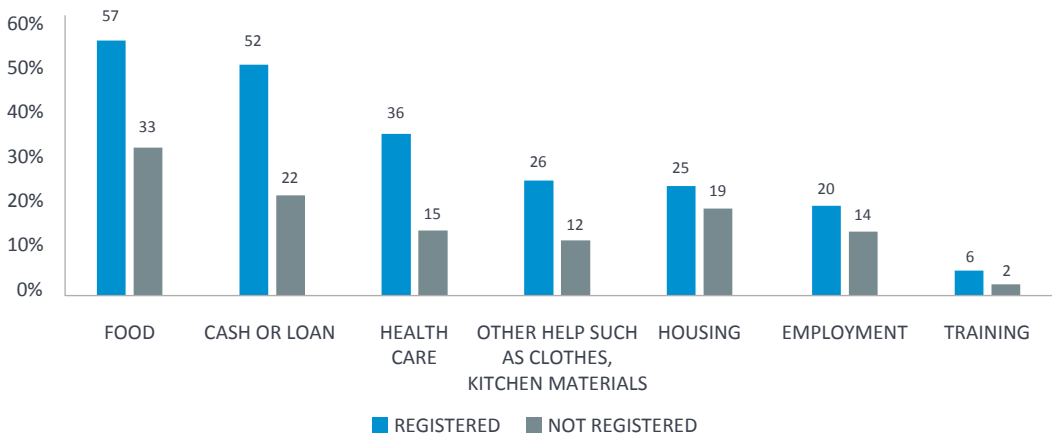


Fig 30. Q-29 a/b. [Ask if yes in Q-25] Overall, did you receive the support you sought?

As previously mentioned, among the different types of assistance and services received by returnees, a majority cited food (41.4%), cash/loans (32.5%), healthcare services (22.0%), housing (21.3%), and clothes and kitchen materials (17.1%). These findings reveal that registered returnees were more likely to receive these services compared to non-registered returnees.

Of those who registered with an organization, 15.7% said they received support from the UNHCR and 6.9% reported receiving support from the IOM. For un-registered respondents, these proportions were significantly lower: 5.4% and 2.6% received support from the UNHCR and IOM, respectively.

## TYPE OF SUPPORT RECEIVED WHEN RETURNING TO AFGHANISTAN, BY REGISTRATION STATUS



**Fig 31. Q-19.** Thinking about when you last returned to Afghanistan, have you received the following types of support from any entity or organization: a) Your housing b) Food c) Employment/ Jobs d) Health care e) Cash and/or loans f) Training g) Other help such as clothes, kitchen materials, etc. **Q-47.** When you returned to Afghanistan, did you register with any organization?

## 7. ACCESS TO EDUCATION

According to the UNHCR, the number of returnee children unable to attend school increased from 42.5% in 2016 to 55.0% in 2017. There were differences in attendance by gender, with returnee girls being less likely to attend school than returnee boys. In 2017, it was reported that 55% of returnee boys, and only 30% of returnee girls, attended school.<sup>17</sup>

The low enrollment of returnees in school is driven by multiple factors, including insufficient financial resources, family restrictions, and a lack of available schools. These factors vary across the country. For example, a 2017 assessment of returnees’ access to education in Kandahar noted several contributing factors, such as child labor, early marriage, terror training camps, and negative coping strategies of poor families, that prevented children of returnees and IDPs from accessing or completing school.<sup>18</sup>

Returnees were asked whether they had school-aged children and, if so, whether these children were attending school at that time. Among those who reported that their school-age child does not attend school, follow-up questions were asked to understand why. More than one third of returnees reported that a child was not going to school because they needed to work to support the family (36.6%) and nearly a quarter said that tuition and/or school supplies were too expensive (22.0%).

School-age girls were less likely to attend school than their male counterpart; 39.2% of returnees stated

their daughter was not going to school, compared to only 29.3% who reported that their son was not attending school.

Rural returnees were significantly more likely than urban returnees to indicate that their daughter was not attending school (41.0% versus 34.0%). Economic factors could potentially explain these differences, as respondents who reported that their financial situation had worsened were more likely to indicate their daughter is not going to school when compared to those who said that their finances had improved (42.4% versus 31.7%).

In households where female family members do not contribute to the household income compared to those households where they do, there are more school-aged girls who do not attend school (40.2% versus 36.3%).

As expected, female returnees who were educated had a positive impact on school attendance. For example, female respondents who had more than 12 years of education were less likely to say a girl in their family was not going to school when compared to a female with 1 to 6 years of education (31.6% versus 38.2%). Beside gender and education, ethnicity can also play a role. Tajik and Pashtun returnees were most likely to report non-attendance of school-aged girls (40.4% and 40.0%, respectively), followed by Uzbek (39.9%), and Hazara (31.8%) ethnicities.

Security is another factor, as returnees who felt unsafe in their area were significantly more likely to report that none of their school-aged girls were attending school when compared to those who felt safe in their area (42.1% versus 34.2%).

## 8. INTEGRATION AND CONFLICT

### KEY QUESTIONS

**Q-34.** *I am going to list a number of statements about your neighborhood. Please tell me if you strongly agree, somewhat agree, somewhat disagree, or strongly disagree with each of them: a) My neighborhood has been friendly and welcoming b) I can comfortably go to any of my neighbors for help c) My neighbors respect me and my family d) My neighbors invite me to their ceremonies such as wedding and khatm e) My neighborhood is diverse and multiethnic f) I feel safe in my neighborhood g) I have felt discrimination from others in my neighborhood, because of my language or the way I speak*

**Q-37.** *Since coming back to Afghanistan, where would you say you have had the most challenging experiences for your family? (Allow up to two responses)*

**Q-39.** *Since returning to Afghanistan, have you or family members personally experienced a dispute or conflict with a community member(s)?*

**Q-40.** *(Ask if yes in Q-39) What type of dispute or conflict was it?*



Q-41. (Ask if yes in Q-39) What was the cause of the dispute or conflict?

Q-43. (Ask if yes in Q-39) Was the conflict resolved?

Q-44. (Ask if yes in Q-43) Did any of the following help with dispute resolution? 1) State court  
2) Huq Department 3) Shura or jirga 4) The parties themselves

The challenges that returnees experience upon reintegration has been noted in reports by various entities, including human rights groups. The weak economic and social conditions of returnees can contribute to their vulnerability. For example, a 2016 human rights report on deportees in Afghanistan indicated that 30% of the 2,000 deportees interviewed experienced some form of violence, including beating, forced labor, humiliation, and insults.<sup>19</sup> In contrast, a 2017 UNHCR report found more than half of returnees experienced difficulties within their host community (58%) that included a lack of job opportunities and a high cost of living, rather than discrimination.<sup>20</sup>

To identify and illustrate the complex nature of returnees' reintegration, SAR asked respondents where they and their families had experienced the most challenges. Around one quarter of respondents identified camps/shelters (26.6%) and their neighborhood (25.8%), followed by their home (20.7%), their workplace (18.8%), the market (18.2%), and hospitals/clinics (12.9%).

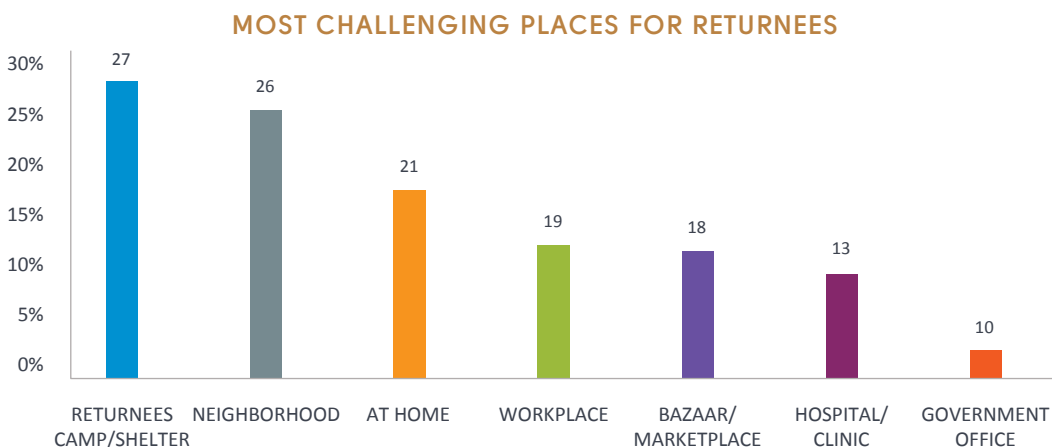


Fig 32. Q-37. Since coming back to Afghanistan, where would you say you have had the most challenging experiences for your family? (Allow up to two responses)

Across provinces, returnee experiences varied. In Kabul, the most challenging experiences were in the home (34.6%), while in Nangarhar and Herat, camps/shelters were the most challenging (37.1% and 30.7%, respectively). In Balkh, however, the most challenging experiences for returnees occurred in their neighborhoods (31.6%) and at home (26.2%).

## MOST CHALLENGING PLACES FOR RETURNEES, BY PROVINCE

	Kabul	Nangarhar	Balkh	Herat	Kandahar
Returnees camp/shelter	22	37	23	31	20
Neighborhood	16	30	32	30	21
At home	35	11	26	24	7
Workplace	22	24	21	17	10
Bazaar/Marketplace	13	21	22	13	21
Hospital/clinic	11	16	18	8	12
Government offices	10	12	11	9	7
School	8	14	12	8	4
Nothing	11	6	2	6	7
Mosque	0	3	3	2	5
University	1	3	1	3	1
Problems on the way to Afghanistan	4	0	0	1	0
Life is full of challenging experiences	2	0	1	0	0

Fig 33. Q-37. *Since coming back to Afghanistan, where would you say you have had the most challenging experiences for your family? (Allow up to two responses)*

In most instances, rural returnees were more likely than urban returnees to experience challenges. However, there were some exceptions to this. For example, urban returnees were more likely than rural returnees to experience challenges at home (25.2% compared to 19.1%).

## MOST CHALLENGING PLACES FOR RETURNEES, BY STRATA

	Rural	Urban
Returnees camp/shelter	29	20
Neighborhood	28	20
At home	19	25
Workplace	19	20
Bazaar/Marketplace	19	15
Hospital/clinic	13	12
Government offices	10	9

School	9	8
Nothing	5	10
Mosque	3	3
University	2	2
Problems on the way to Afghanistan	1	1
Life is full of challenging experiences	1	1

Fig 34. Q-37. Since coming back to Afghanistan, where would you say you have had the most challenging experiences for your family? (Allow up to two responses)

Support from family networks has been identified as a valuable factor in ensuring a successful reintegration of returnees. However, as Oxfam points out, this is not necessarily sustainable.<sup>21</sup> SAR findings showed little variation in returnee experiences among those who did or did not live with their immediate or extended families. For example, returnees who lived with their immediate family were more likely to say that they experienced a challenge in camps/shelters than returnees living elsewhere.

### MOST CHALLENGING PLACES FOR RETURNEES, BY NEIGHBORHOOD: IMMEDIATE FAMILY

	Yes	No
Returnees camp/shelter	28	22
Neighborhood	26	24
School	9	9
University	2	2
Bazaar/Marketplace	18	18
Mosque	3	2
Workplace	19	16
Hospital/clinic	13	14
Government offices	10	8
At home	20	23
At Torkham Gate (crossing between Afghanistan and Pakistan)	0	0
Nothing	6	10
Airport	0	0
Problems on the way to Afghanistan	1	1

Problems on the way to Iran	0	0
In Afghanistan	0	0
Life is full of challenging experiences	1	1

Fig 35. Q-37. Since coming back to Afghanistan, where would you say you have had the most challenging experiences for your family? (Allow up to two responses) D-9. Do the following types of people live in your neighborhood? A) Your immediate family

### MOST CHALLENGING PLACES FOR RETURNEES, BY NEIGHBORHOOD: EXTENDED FAMILY

	Yes	No
Returnees camp/shelter	26	28
Neighborhood	25	28
School	9	9
University	2	1
Bazaar/Marketplace	18	18
Mosque	2	3
Workplace	20	16
Hospital/clinic	14	12
Government offices	10	9
At home	20	21
At Torkham Gate (crossing between Afghanistan and Pakistan)	0	0
Nothing	7	5
Airport	0	0
Problems on the way to Afghanistan	1	1
Problems on the way to Iran	0	0
In Afghanistan	0	0
Life is full of challenging experiences	1	1

Fig 36. Q-37. Since coming back to Afghanistan, where would you say you have had the most challenging experiences for your family? (Allow up to two responses) D-9. Do the following types of people live in your neighborhood? b) Your extended family

## MOST CHALLENGING PLACES FOR RETURNEES, BY NEIGHBORHOOD: RETURNEES FROM A SIMILAR ETHNIC GROUP

	Yes	No
Returnees camp/shelter	27	25
Neighborhood	26	26
School	9	9
University	2	2
Bazaar/Marketplace	18	19
Mosque	2	3
Workplace	19	19
Hospital/clinic	14	11
Government offices	10	10
At home	20	22
At Torkham Gate (crossing between Afghanistan and Pakistan)	0	0
Nothing	7	5

Fig 37. Q-37. Since coming back to Afghanistan, where would you say you have had the most challenging experiences for your family? (Allow up to two responses) D-9. Do the following types of people live in your neighborhood? c) Other returnees from your ethnic group

## MOST CHALLENGING PLACES FOR RETURNEES, BY NEIGHBORHOOD: RETURNEES FROM OTHER ETHNIC GROUPS

	Yes	No
Returnees camp/shelter	25	29
Neighborhood	24	28
School	9	9
University	2	2
Bazaar/Marketplace	18	19
Mosque	3	3
Workplace	19	19
Hospital/clinic	12	14

Government offices	10	9
At home	20	22
At Torkham Gate (crossing between Afghanistan and Pakistan)	0	0
Nothing	7	5

Fig 38. Q-37. Since coming back to Afghanistan, where would you say you have had the most challenging experiences for your family? (Allow up to two responses) D-9 Do the following types of people live in your neighborhood? d) Returnees from other ethnic groups

### MOST CHALLENGING PLACES FOR RETURNEES, BY NEIGHBORHOOD: NEIGHBORS FROM A SIMILAR ETHNIC GROUP

	Yes	No
Returnees camp/shelter	26	27
Neighborhood	26	25
School	8	11
University	2	2
Bazaar/Marketplace	18	19
Mosque	2	3
Workplace	19	18
Hospital/clinic	12	14
Government offices	10	10
At home	21	21
At Torkham Gate (crossing between Afghanistan and Pakistan)	0	0
Nothing	8	4

Fig 39. Q-37. Since coming back to Afghanistan, where would you say you have had the most challenging experiences for your family? (Allow up to two responses) D-9. Do the following types of people live in your neighborhood? e) Neighbors from your ethnic group

## MOST CHALLENGING PLACES FOR RETURNEES, BY NEIGHBORHOOD NEIGHBORS FROM OTHER ETHNIC GROUPS

	Yes	No
Returnees camp/shelter	25	29
Neighborhood	25	27
School	9	9
University	2	2
Bazaar/Marketplace	19	17
Mosque	2	3
Workplace	19	19
Hospital/clinic	12	15
Government offices	9	11
At home	20	21
At Torkham Gate (crossing between Afghanistan and Pakistan)	0	0
Nothing	8	5

Fig 40. Q-37. Since coming back to Afghanistan, where would you say you have had the most challenging experiences for your family? (Allow up to two responses) D-9. Do the following types of people live in your neighborhood? f) Neighbors from other ethnic groups

## MOST CHALLENGING PLACES FOR RETURNEES, BY NEIGHBORHOOD: NEIGHBORS FROM OTHER PARTS OF THE COUNTRY

	Yes	No
Returnees camp/shelter	27	27
Neighborhood	25	28
School	9	9
University	2	2
Bazaar/Marketplace	18	19
Mosque	2	3
Workplace	18	19
Hospital/clinic	12	15

Government offices	9	11
At home	19	22
At Torkham Gate (crossing between Afghanistan and Pakistan)	0	0
Nothing	7	5

Fig 41. Q-37. Since coming back to Afghanistan, where would you say you have had the most challenging experiences for your family? (Allow up to two responses) D-9. Do the following types of people live in your neighborhood? g) Neighbors from other parts of the country.

### MOST CHALLENGING PLACES FOR RETURNEES, BY NEIGHBORHOOD: WEALTHY NEIGHBORS

	Yes	No
Returnees camp/shelter	27	27
Neighborhood	26	26
School	8	10
University	2	2
Bazaar/Marketplace	18	19
Mosque	2	3
Workplace	19	18
Hospital/clinic	13	14
Government offices	10	10
At home	19	25
At Torkham Gate (crossing between Afghanistan and Pakistan)	0	0
Nothing	8	5

Fig 42. Q-37. Since coming back to Afghanistan, where would you say you have had the most challenging experiences for your family? (Allow up to two responses) D-9. Do the following types of people live in your neighborhood? h) Wealthy neighbors.



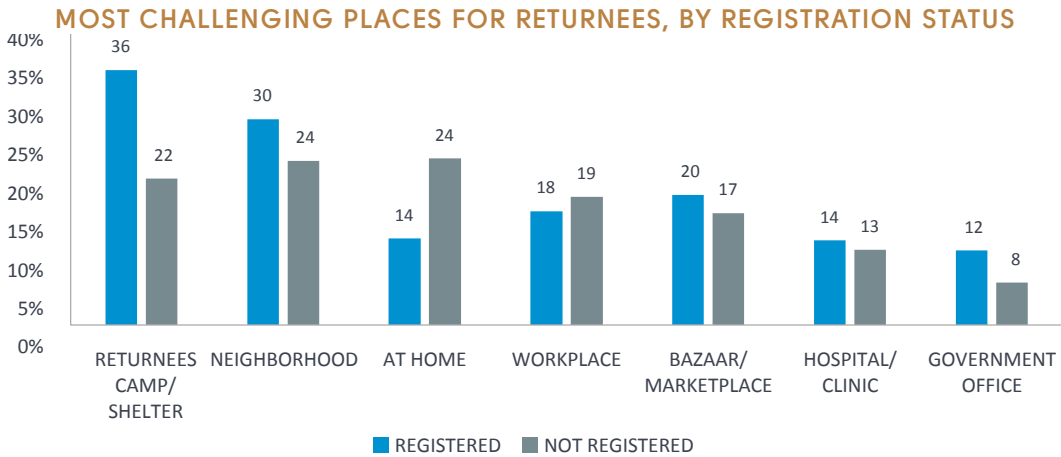
## MOST CHALLENGING PLACES FOR RETURNEES, BY NEIGHBORHOOD: IMPOVERISHED NEIGHBORS

	Yes	No
Returnees camp/shelter	27	27
Neighborhood	26	26
School	9	8
University	2	2
Bazaar/Marketplace	18	17
Mosque	2	5
Workplace	19	17
Hospital/clinic	13	13
Government offices	10	8
At home	21	17
At Torkham Gate (crossing between Afghanistan and Pakistan)	0	0
Nothing	7	3

**Fig 43. Q-37.** *Since coming back to Afghanistan, where would you say you have had the most challenging experiences for your family? (Allow up to two responses) D-9. Do the following types of people live in your neighborhood? i) Impoverished neighbors.*

A significantly higher percentage of returnees in rural areas said they had experienced challenges in returnees' camps/shelters (29.0%) compared to those who lived in urban areas (19.5%). This trend held true in all provinces, with the exception of Kandahar.

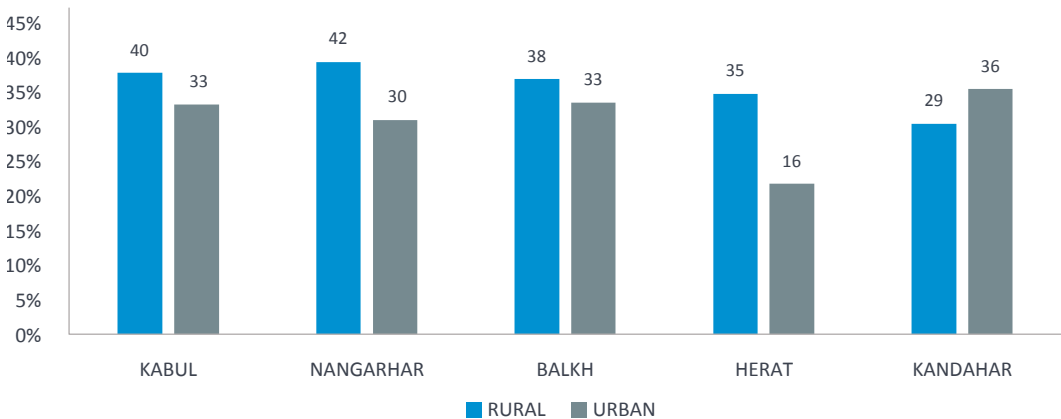
Among the quarter of returnees overall who said they had the most challenging experiences in returnees' camps/shelters and their neighborhood, proportions were higher among those who were registered with an organization (returnees camp 35.9%; neighborhood 29.5%) compared to those who were not registered (returnees camp 21.8%; neighborhood 24.1%). The workplace was identified slightly more often for returnees who were not registered as compared to those who were (19.5% versus 17.6%).



**Fig 44. Q-37.** Since coming back to Afghanistan, where would you say you have had the most challenging experiences for your family? (Allow up to two responses) **Q-47.** When you returned to Afghanistan, did you register with any organization?

For returnees who were registered with an entity, camps/shelters were reported to be the most challenging place among 41.8% of returnees in rural Nangarhar and, in contrast, by only 16.3% of returnees in urban Herat.

### CAMP/SHELTER AS MOST CHALLENGING PLACE FOR REGISTERED RETURNEES, BY STRATA WITHIN PROVINCE



**Fig 45. Q-37.** Since coming back to Afghanistan, where would you say you have had the most challenging experiences for your family? (Those who cited returnees' camp/shelter as the most challenging place since returning back to country.)

The presence of returnees, regardless of registration status, often adds tension to the already common disputes over land, resources, family, and tribe in Afghanistan, and the added stress of displacement can cause further challenges within the host community.<sup>22</sup>

In addition to gauging whether returnees have experienced challenges upon reintegration, SAR asked returnees if they had experienced any direct conflicts or disputes with host community members. Disputes or conflicts were reported by 12.7% of respondents, and were lowest among returnees in Balkh (6.6%) and highest among returnees in Kandahar (21.8%).

An analysis by strata has revealed differences in experience by location. For example, returnees in rural Balkh were significantly less likely to have experienced a conflict or dispute (6.1%) than returnees in urban and rural Kandahar (24.2% and 20.5%, respectively).

### EXPERIENCE OF CONFLICT OR DISPUTE, BY STRATA WITHIN EACH PROVINCE

Rural		Yes	No
	Kabul	7	93
	Nangarhar	14	86
	Balkh	6	94
	Herat	16	83
	Kandahar	21	78
Urban			
	Kabul	8	92
	Nangarhar	8	90
	Balkh	15	83
	Herat	10	90
	Kandahar	24	75

Fig 46. Q-39. *Since returning to Afghanistan, have you or family members personally experienced a dispute or conflict with a community member(s)?*

Few differences emerged by age and education level; however, older returnees (aged 55+ years) were less likely to have experienced a dispute (10.4%), as were returnees with 10+ years of formal education (11.1%).

Regardless of a returnee’s neighborhood, experiences of dispute do not vary. For example, returnees who lived in neighborhoods with individuals from other ethnic groups were similarly likely to have experienced a dispute (13.0%) as those living in neighborhoods with their immediate or extended

family (12.6% and 12.9%). Oxfam has made similar observations that the prevalence of tension or disputes is not predicated on whether returnees live in host communities with ethnic groups different than theirs.<sup>23</sup>

Further, returnees with impoverished neighbors were more likely to say they had not experienced a dispute compared to those with wealthy neighbors (19.8% versus 11.9%).

### EXPERIENCE OF CONFLICT OR DISPUTE, BY TYPE OF NEIGHBORHOOD

	Experienced a dispute	
Your immediate family	Yes	13
	No	13
Your extended family	Yes	13
	No	12
Other returnees from your ethnic group	Yes	13
	No	12
Returnees from other ethnic groups	Yes	13
	No	12
Neighbors from your ethnic group	Yes	12
	No	14
Neighbors from other ethnic groups	Yes	13
	No	12
Neighbors from other parts of the country	Yes	14
	No	11
Wealthy neighbors	Yes	13
	No	12
Impoverished neighbors	Yes	12
	No	20

**Fig 47. Q-39.** *Since returning to Afghanistan, have you or family members personally experienced a dispute or conflict with a community member(s)? D-9. Do the following types of people live in your neighborhood? (select all that apply) a) Your immediate family b) Your extended family c) Other returnees from your ethnic group d) Returnees from other ethnic groups e) Neighbors from your ethnic group f) Neighbors from other ethnic groups g) Neighbors from other parts of the country h) Wealthy neighbors i) Impoverished neighbors.*

Of respondents who reported experiencing a conflict or dispute, the majority said they had a verbal argument or confrontation (70.7%), followed by a physical fight or attack (16.4%), and a property dispute (12.9%). Types of disputes varied by province. For example, the highest percentage of returnees who experienced a verbal argument or confrontation were in Balkh (79.7%), the most physical attacks were experienced in Kabul (23.1%), and the highest percentage of property disputes occurred in Balkh (18.2%).

### EXPERIENCE OF CONFLICT OR DISPUTE, BY PROVINCE

	Verbal argument or confrontation	Physical fight or attack	Property dispute
Kabul	62	23	15
Nangarhar	69	16	15
Balkh	80	2	18
Herat	63	21	16
Kandahar	77	16	8

Fig 48. Q-40. [Ask if yes in Q-39] What type of dispute or conflict was it?

Returnees in urban areas were more likely to engage in physical confrontations when compared to rural returnees (21.7% versus 14.5%), though the latter were more likely to engage in verbal arguments and property disputes.

Conflicts arising from “property disputes” in Afghanistan have been noted elsewhere in the literature. In their case study report, Oxfam highlights the case of land grabbing in Nangarhar, where large groups of returnees from other areas settle and invite extended families to join them. Such practices undoubtedly causes tension with neighbors.<sup>24</sup>

### EXPERIENCE OF CONFLICT OR DISPUTE, BY STRATA

	Verbal argument or confrontation	Physical fight or attack	Property dispute
Rural	72	15	14
Urban	68	22	10

Fig 49. Q-40. [Ask if yes in Q-39] What type of dispute or conflict was it?

The same question was asked of host community members, and 12.9% of respondents reported having a dispute with one or more returnees. This proportion varied by province, from a low of 4.2% in Kabul to a high of 24.7% in Kandahar. Host community respondents also identified the majority of disputes as verbal arguments (73.0%), followed by physical fights (15.8%), and property disputes (11.1%).

## EXPERIENCE OF CONFLICT OR DISPUTE, BY RESPONDENT AND PROVINCE

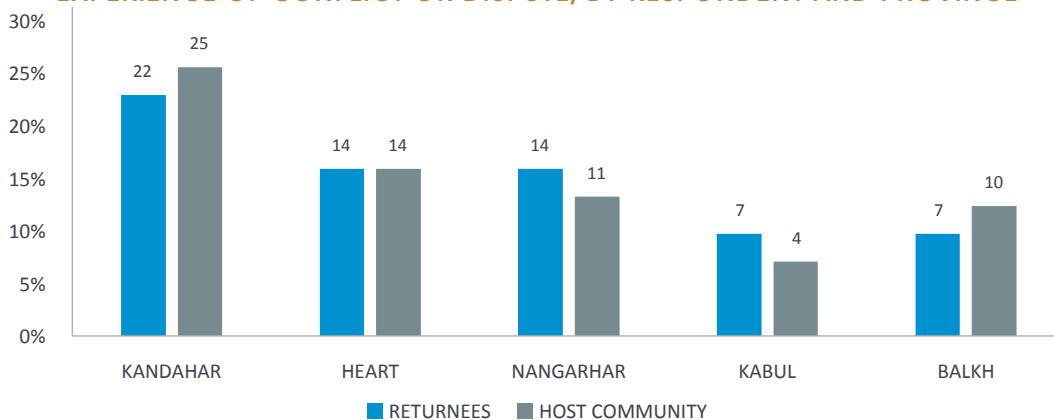


Fig 50. Q-39 in Returnee dataset and Q-24 in Host Community dataset. Since returning to Afghanistan, have you or family members personally experienced a dispute or conflict with a community member(s)?

Interestingly, registered returnees were more likely than unregistered returnees to say they experienced a dispute or conflict with host community members; a trend that was consistent in both rural and urban strata. While disputes among returnees and host communities are well noted,<sup>25</sup> there is little reliable information on why registered returnees are more likely to experience disputes. Anecdotal evidence suggests that the additional support received by registered returnees may cause tension between host community members who live in uncertain economic conditions and may not necessarily have access to similar support.

## EXPERIENCE OF CONFLICT OR DISPUTE, BY REGISTRATION STATUS AND STRATA WITHIN EACH PROVINCE

	Rural		Urban	
	Registered	Non-registered	Registered	Non-registered
Kabul	11	5	9	8
Nangarhar	21	3	14	4
Balkh	5	6	17	14
Herat	35	11	20	7
Kandahar	32	8	29	16

Fig 51. Q-39. Since returning to Afghanistan, have you or family members personally experienced a dispute or conflict with a community member(s)? Q-47. When you returned to Afghanistan, did you register with any organization?

When asked about the cause of the dispute or conflict, respondents reported intimidation (21.8%), harassment (19.4%), vandalism (18.9%), immorality (18.2%), and discrimination (11.1%). Causes of disputes varied by province, with harassment being more commonly reported in Kabul (26.7%), vandalism in Nangarhar (28.2%), immorality in Balkh (48.3%), and intimidation in both Herat (27.2%) and Kandahar (31.6%).

### CAUSE OF DISPUTE, BY PROVINCE

	Kabul	Nangarhar	Balkh	Herat	Kandahar
Intimidation	4	18	6	27	32
Discrimination	13	14	2	17	8
Vandalism	23	28	20	13	16
Immorality	12	19	48	11	16
Criminal activity	3	5	2	7	2
Namoos/honor	11	4	0	4	3
Harassment	27	12	22	18	22
Livestock	2	1	0	0	0
Children's disputes	2	0	0	0	1
Refused (vol.)	0	0	0	0	1
Don't know (vol.)	5	0	0	4	1

Fig 52. Q-41. [Ask if yes in Q-39] What was the cause of the dispute or conflict?

When asked about conflict resolution, over half of respondents said the parties themselves resolved the dispute (53.1%). Shura/Jirga helped to resolve 23.6% of reported disputes, State courts resolved 12.5%, and the Huquq department resolved 4.8% of reported conflicts.

## DISPUTE RESOLUTION MECHANISM, BY PROVINCE

	Kabul	Nangarhar	Balkh	Herat	Kandahar
State court	12	6	0	18	20
Huquq department	4	5	0	7	5
Shura or jirga	21	26	22	27	20
The parties themselves	54	50	78	47	50

Fig 53. Q-44. Did any of the following help with dispute resolution? 1) State court 2) Huquq department 3) Shura or jirga 4) The parties themselves.

## CAUSE OF DISPUTE OR CONFLICT, BY RESPONDENT

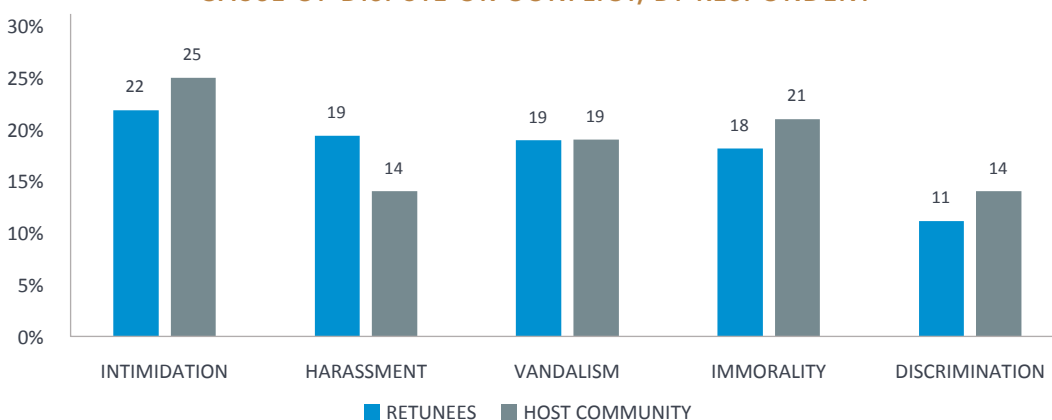


Fig 54. Q-41. [Ask if yes in Q-39] What was the cause of the dispute or conflict?

To illustrate how returnees integrated within their host communities, questions were posed regarding perceptions of their neighborhood. Most returnees strongly agreed that their neighbors were both friendly and welcoming, and respectful to their family (64.4% and 55.4%, respectively). Just over 50% reported receiving invitations from neighbors to go to ceremonies such as weddings and khatm<sup>26</sup> (50.9%), and half of the sample reported feeling comfortable in seeking help from their neighbors (49.5%).



## RETURNEE INTEGRATION INTO HOST COMMUNITY

	Strongly Agree	Somewhat Agree	Somewhat Disagree	Strongly Disagree
My neighborhood has been friendly and welcoming	64	30	4	1
I can comfortably go to any of my neighbors for help	50	38	9	3
My neighbors respect me and my family	55	34	9	1
My neighbors invite me to their ceremonies such as wedding and khatm	51	37	10	2

Fig 55. Q-34. I am going to list a number of statements about your neighborhood. Please tell me if you strongly agree, somewhat agree, somewhat disagree, or strongly disagree with each of them: a) My neighborhood has been friendly and welcoming b) I can comfortably go to any of my neighbors for help c) My neighbors respect me and my family d) My neighbors invite me to their ceremonies such as wedding and khatm.

Interestingly, of those who reported feeling comfortable asking for help, more than half had never approached anyone in their neighborhood for any kind of assistance (54.7%).

## SEEKING HELP FROM NEIGHBORS, BY COMFORT

	Have you approached anyone in your neighborhood to ask for help on any issue?	
I can comfortably go to any of my neighbors for help	Yes	No
Agree	45	55
Disagree	40	60

Fig 56. Q-34. I am going to list a number of statements about your neighborhood. Please tell me if you strongly agree, somewhat agree, somewhat disagree, or strongly disagree with each of them: b) I can comfortably go to any of my neighbors for help. Q-31. Have you approached anyone in your neighborhood to ask for help on any issue?

When asked about their perceived safety, 13.5% of returnees said they did not feel safe in their neighborhood.

Perceptions of safety did not vary much when looking across distinct types of neighborhoods.

## PERCEPTION OF SAFETY, BY NEIGHBORHOOD

Do the following types of people live in your neighborhood?	I feel safe in my neighborhood		
		Agree	Disagree
Your immediate family	Yes	86	13
	No	86	14
Your extended family	Yes	88	12
	No	82	18
Other returnees from your ethnic group	Yes	88	12
	No	84	16
Returnees from other ethnic groups	Yes	87	13
	No	85	14
Neighbors from your ethnic group	Yes	88	12
	No	83	16
Neighbors from other ethnic groups	Yes	87	13
	No	85	15
Neighbors from other parts of the country	Yes	86	14
	No	87	13
Wealthy neighbors	Yes	88	12
	No	83	16
Impoverished neighbors	Yes	88	12
	No	76	24

**Fig 57. D-9.** Do the following types of people live in your neighborhood? (select all that apply) a) Your immediate family b) Your extended family c) Other returnees from your ethnic group d) Returnees from other ethnic groups e) Neighbors from your ethnic group f) Neighbors from other ethnic groups g) Neighbors from other parts of the country h) Wealthy neighbors i) Impoverished neighbors. **Q-34.** I am going to list a number of statements about your neighborhood. Please tell me if you strongly agree, somewhat agree, somewhat disagree, or strongly disagree with each of them: e) I feel safe in my neighborhood

More than half of returnees said they had felt discriminated against because of their language and way of speaking (56.8%). Experiences of discrimination did not vary by type of neighborhood. This is again consistent with other studies that have shown that returnees who live in homogenous ethnic group communities do not necessarily fare better than those living amongst neighbors from different identity groups.<sup>27</sup>

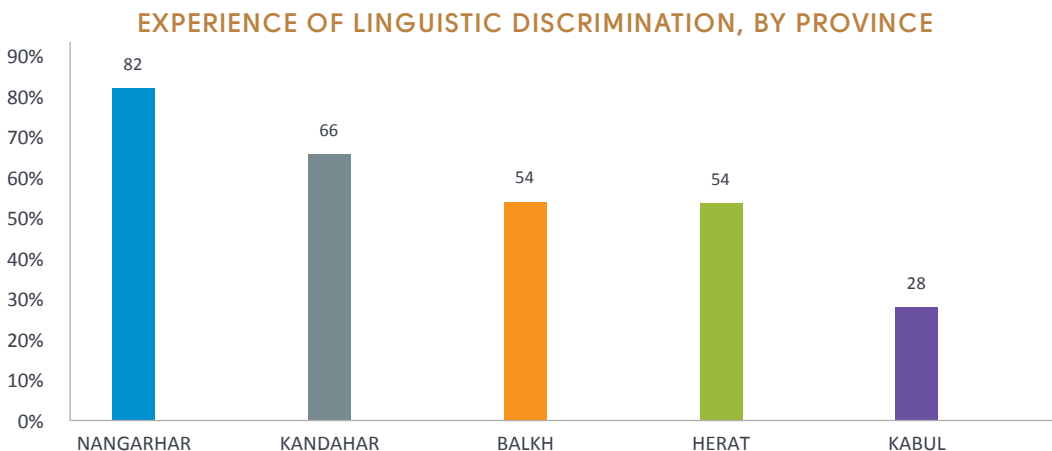
## EXPERIENCE OF LINGUISTIC DISCRIMINATION, BY NEIGHBORHOOD

Do the following types of people live in your neighborhood?	I have felt discrimination from others in my neighborhood, because of my language or the way I speak		
		Agree	Disagree
Your immediate family	Yes	56	43
	No	58	42
Your extended family	Yes	56	44
	No	59	40
Other returnees from your ethnic group	Yes	54	46
	No	62	37
Returnees from other ethnic groups	Yes	55	45
	No	61	39
Neighbors from your ethnic group	Yes	54	46
	No	64	36
Neighbors from other ethnic groups	Yes	54	45
	No	61	38
Neighbors from other parts of the country	Yes	58	41
	No	55	45
Wealthy neighbors	Yes	58	41
	No	54	46
Impoverished neighbors	Yes	56	43
	No	61	38

**Fig 58. D-9.** Do the following types of people live in your neighborhood? (select all that apply) a) Your immediate family b) Your extended family c) Other returnees from your ethnic group d) Returnees from other ethnic groups e) Neighbors from your ethnic group f) Neighbors from other ethnic groups g) Neighbors from other parts of the country h) Wealthy neighbors i) Impoverished neighbors. Q-34. I am going to list a number of statements about your neighborhood. Please tell me if you strongly agree, somewhat agree, somewhat disagree, or strongly disagree with each of them: f) I have felt discrimination from others in my neighborhood, because of my language or the way I speak.

Significant differences emerged across provinces. In Nangarhar and Kandahar, 82.1% and 65.8% of returnees, respectively, felt discriminated against because of their language and way of speaking, while in Kabul discrimination was significantly less (28.0%).

Returnees who arrived from Pakistan, compared to those from Iran, were more likely to report discrimination (58.7% versus 52.0%), and experiences of linguistic discrimination were found to vary by province.



**Fig 59. Q-34.** *I am going to list a number of statements about your neighborhood. Please tell me if you strongly agree, somewhat agree, somewhat disagree, or strongly disagree with each of them: g) I have felt discrimination from others in my neighborhood, because of my language or the way I speak.*

## 9. CHANGES IN EXPERIENCE OVER TIME

To gain a better understanding of how factors affecting returnee integration may vary with time, returnees were asked to identify the year they returned to Afghanistan. Within a span of just five years, significant differences were noted among respondents.

Respondents who returned within the year preceding the survey (2018) were more likely to cite unemployment and poor economic conditions in their former host country as a push factor (40.0% and 31.7%, respectively), when compared to all earlier years.

Deportation and forcible removals were highest in 2015 and 2016 (42.5% and 41.9%, respectively) compared to both 2013 and 2018, where estimates were reported to be ten percentage points higher (32.5% and 32.5%, respectively).

Those who returned to Afghanistan in 2018 were significantly less likely to cite poor security conditions in the host community compared to those who had returned earlier.

### REASONS FOR RETURN, BY YEAR

	2013	2014	2015	2016	2017	2018
Deported/forcibly removed from host country	33	32	42	42	36	32
Unemployment in host country	33	31	32	32	38	40
Family reunification	28	27	22	23	24	23
People of the host country were unwelcoming	26	25	25	25	22	17
Don't know (vol.)	22	17	22	21	24	25
Poor economic conditions in the host country	16	20	19	17	20	32
Could not get visa/permanent residency in host country	16	15	13	13	16	15
Poor security conditions in the host country	17	15	17	14	9	7
Security situation in Afghanistan improved	6	9	4	7	4	2
Economic conditions in Afghanistan improved	4	6	2	3	3	4

Fig 60. Q2c. *Why did you return?*

Those who returned in 2018 were more likely to use their savings to finance their trip back when compared to those who returned in 2013 (59.5% versus 50.1%). Similarly, those who came back in 2018 were more likely to report having savings when compared to those who returned in 2013 (58.6% versus 51.7%). Also, those who returned in 2018 were significantly less likely to say they received financial support from the UNHCR (4.8%) or the IOM (1.9%) when compared to the previous 4 years.

The number of Afghans who have had to sell property as a source of financing decreased from 9.9% in 2013 to 4.0% in 2018.

### SOURCE OF FINANCING FOR RETURN TO AFGHANISTAN, BY YEAR

	2013	2014	2015	2016	2017	2018
Savings	50	49	50	52	54	59
Loan from family or friends	22	22	21	19	21	16
Support from UNHCR	7	9	11	12	6	5
Sell property	10	8	7	7	4	4

Gift/support from family or friends	4	4	4	4	5	9
Support from IOM	4	5	4	3	6	2
Paid for by employer	1	1	2	1	2	2

Fig 61. Q-13. *How did you finance your trip back to Afghanistan?*

Notably, returnees who arrived in 2018 were less likely to say they received formal education while living abroad (9.7%) compared to those who returned in earlier years (for example, 19.5% in 2013).

### EDUCATION RECEIVED ABROAD, BY YEAR

	2013	2014	2015	2016	2017	2018
Yes	19	20	18	16	12	10
No	81	80	82	84	88	90

Fig 62. Q-15a. *Have you received any formal education while abroad?*

The survey also revealed that those who recently returned to Afghanistan were significantly less likely to receive any kind of support compared to those who returned in previous years. For example, only 23.4% of those who returned in 2018 reported receiving support compared to 50.3% in 2013. In line with this finding, SAR also indicated that those who returned in recent years were more likely to say that their economic condition had worsened. For example, those who returned in 2018 were more likely to say that their employment or financial situation had gotten worse (69.6% and 59.7%, respectively) compared to the 55.7% and 42.5% of returnees who reported a worsening employment and financial situation, respectively, in 2013.

Newly arrived returnees were more likely to cite unemployment and insecurity as the biggest challenges faced by women (47.0% and 8.7%, respectively) when compared to those who returned in previous years.

Perhaps a reflection of the increased investments in healthcare services to returnees, only 8.7% of returnees in 2018 cited healthcare as a problem for women compared to 16.2% in 2013.

### PROBLEMS FACING WOMEN IN RETURNEE HOUSEHOLDS, BY YEAR

	2013	2014	2015	2016	2017	2018
Unemployment	38	36	37	33	39	47
Lack of education	32	30	35	37	38	36

Don't know (vol.)	33	24	25	25	23	22
Economic problems	25	23	17	20	20	24
Lack of health care	16	15	14	16	12	8
Domestic violence	8	9	13	11	13	10
Insecurity	4	6	6	8	9	9
Nothing	2	5	6	6	4	7
Lack of women's rights	4	5	5	6	5	5

**Fig 63. Q-36.** *What, if anything, is the biggest problem facing women in your household today? What is the next biggest problem?*

Returnees who arrived in 2018 were more likely to say that they experienced challenges at camps or shelters (28.1%) and within their neighborhood (25.5%) when compared to those who arrived in 2013 (23.6% and 18.9%, respectively).

### SITE OF RETURNEES' MOST CHALLENGING EXPERIENCES, BY YEAR

	2013	2014	2015	2016	2017	2018
Returnees camp/shelter	24	25	27	26	28	28
Neighborhood	19	23	26	26	30	26
At home	26	23	19	17	19	26
Workplace	16	20	18	18	20	20
Bazaar/Marketplace	16	16	21	23	14	15
Hospital/clinic	22	12	12	14	13	9
Government offices	12	10	9	9	9	11
School	8	9	9	11	10	5

**Fig 64. Q-37.** *Since coming back to Afghanistan, where would you say you have had the most challenging experiences for your family?*

Only one quarter of recent returnees indicated that their life would improve if they chose to stay in their current location (25.9%), as compared to 38.1% who reported this in 2013.

Of those who believed that their life would worsen if they stayed at their present location, returnees who arrived in 2018 were more likely to cite, “unemployment” (64.5%), “there is insecurity” (38.0%), “worsening economy” (27.0%), and “everything is expensive” (4.9%) when compared to those who

arrived in 2013. Respondents who relocated earlier cited reasons including, “there is corruption” (13.4%), “lack of electricity” (7.9%), and “lack of water” (6.3%).

### REASONS FOR PESSIMISM, BY YEAR

Reasons for Deterioration	2013	2014	2015	2016	2017	2018
There is unemployment	56	50	41	47	59	64
There is insecurity	26	38	35	39	39	38
Don't know (vol.)	33	33	40	30	27	29
Worse economy	20	18	15	21	17	27
Government is weak	9	7	9	9	11	5
There is corruption	13	5	5	6	4	3
Lack of school	0	5	6	5	7	6
Lack of electricity	8	4	8	4	4	1
Lack of health cares	3	4	11	4	2	1
Everything is too expensive	1	5	3	4	4	5
Lack of shelter	0	6	2	2	4	7
Lack of water	6	2	3	3	1	2

**Fig 65. Q-46a.** *In general, in the future, if you continue to stay in your present location, do you feel your living conditions for your family would improve, deteriorate, or remain the same?*  
**Q-46b.** *[Ask if answer in Q46a is “deteriorate”] Why do you say it will deteriorate?*



## ENDNOTES

1. The sample was not stratified by urban/rural status, as the IOM frame lacked urban/rural designations. The sample was drawn as a simple probability proportional to size systemic sample based on the returnee population present in each settlement, or the frame. The urban/rural designations were assigned afterward, based on comparison of the IOM frame with information from the NSIA (formerly CSO). Thus, the sample adheres to returnees' estimates from IOM. Please see Appendix 1: Methods for more details.
2. REACH Initiative. "Migration: A study on Afghan returnees from Europe, their motivations and challenges to reintegration." November 7, 2017. <http://www.reach-initiative.org/migration-a-study-on-afghan-returnees-from-europe-their-motivations-and-challenges-to-reintegration>.
3. Afghanistan Independent Human Rights Commission (AIHRC). The returnees: an overview of the situation of returnees in Afghanistan, 1394. Afghanistan: AIHRC, 2015 or 2016. [https://www.aihrc.org.af/media/files/Report%20on%20the%20Situation%20of%20Returnees%20in%20Afghanistan\\_English.pdf](https://www.aihrc.org.af/media/files/Report%20on%20the%20Situation%20of%20Returnees%20in%20Afghanistan_English.pdf).
4. REACH Initiative. Migration from Afghanistan to Europe (2014-2017). REACH, 2017. [https://reliefweb.int/sites/reliefweb.int/files/resources/REACH\\_AFG\\_Report\\_MMP\\_Drivers-return-and-reintegration\\_October-2017.pdf](https://reliefweb.int/sites/reliefweb.int/files/resources/REACH_AFG_Report_MMP_Drivers-return-and-reintegration_October-2017.pdf)
5. Kamminga, Jorrit and Zakim Akram. Returning to Fragility: Exploring the link between conflict and returnees in Afghanistan. Oxfam International, 2018.  
  
<https://reliefweb.int/sites/reliefweb.int/files/resources/rr-returning-fragility-afghanistan-310118-en.pdf>.
6. In certain cases, responses add up to 200%, as respondents were asked to offer up to two responses.
7. AIHRC, Situation of returnees in Afghanistan (see note 3).
8. de Bree, June. "Return Migration to Afghanistan: Monitoring the Embeddedness of Returnees." Radboud University Nijmegen and University of Amsterdam, 2008. <https://www.ru.nl/publish/pages/533483/reportafghanistanfinal.pdf>.
9. The United Nations High Commissioner for Refugees (UNHCR) Afghanistan. Returnee and Internally Displaced Persons Monitoring Report. Kabul: UNHCR, 2018. <https://data2.unhcr.org/fr/documents/download/64059>.
10. Jenner, Charlotte. "Education and the future for Afghan refugees." UNHCR. September 15, 2015.  
  
<https://www.unhcr.org/news/stories/2015/9/56ec1eae25/education-future-afghan-refugees.html>.
11. International Organization for Migration (IOM). Socio-Economic Survey of Undocumented Returnees. Kabul: IOM. 2016. [https://afghanistan.iom.int/sites/default/files/Reports/iom\\_afghanistan\\_socio-economic\\_survey\\_of\\_undocumented\\_returnees\\_2-26\\_november\\_2016.pdf](https://afghanistan.iom.int/sites/default/files/Reports/iom_afghanistan_socio-economic_survey_of_undocumented_returnees_2-26_november_2016.pdf).
12. Asylos. Afghanistan: Situation of young male 'Westernised' returnees to Kabul. Asylos, 2017. [https://www.ecoi.net/en/file/local/1405844/1226\\_1503654307\\_afg2017-05-afghanistan-situation-of-young-male-westernised-returnees-to-kabul-1.pdf](https://www.ecoi.net/en/file/local/1405844/1226_1503654307_afg2017-05-afghanistan-situation-of-young-male-westernised-returnees-to-kabul-1.pdf).
13. International Organization for Migration (IOM), UN Migration. "Return of undocumented Afghans: Weekly situation report." September 9-15, 2018.  
  
[https://afghanistan.iom.int/sites/default/files/Reports/iom\\_afghanistan-return\\_of\\_undocumented\\_afghans\\_situation\\_report-09-15\\_september\\_2018.pdf](https://afghanistan.iom.int/sites/default/files/Reports/iom_afghanistan-return_of_undocumented_afghans_situation_report-09-15_september_2018.pdf).

14. International Organization for Migration (IOM) and the United Nations High Commissioner for Refugees (UNHCR). Return to Afghanistan in 2017: Joint IOM-UNHCR Summary Report. Kabul: IOM, 2018, [https://afghanistan.iom.int/sites/default/files/Reports/joint\\_returnee\\_report\\_iom\\_unhcr\\_final.pdf](https://afghanistan.iom.int/sites/default/files/Reports/joint_returnee_report_iom_unhcr_final.pdf).
15. Asylos, Situation of young male ‘Westernized’ returnees (see note 12).
16. The World Bank. International Development Association Program Document: Islamic Republic of Afghanistan: Incentive Program Development Policy Grant. The World Bank, 2018. <http://documents.worldbank.org/curated/en/653541529681530712/pdf/126412-PJPR-REVISED-P164882-IDA-R2018-0153-2-PUBLIC-Disclosed-6-22-2018.pdf>.
17. UNHCR, Returnee and Internally Displaced Persons (see note 9).
18. Noori, Sameera. Kandahar IDPs and Returnees Assessment Report. Coordination of Afghan Relief, 2017.  
[https://www.humanitarianresponse.info/sites/www.humanitarianresponse.info/files/assessments/survey\\_report\\_kandahar\\_province\\_\\_1.pdf](https://www.humanitarianresponse.info/sites/www.humanitarianresponse.info/files/assessments/survey_report_kandahar_province__1.pdf).
19. AIHRC, The situation of returnees in Afghanistan (see note 3).
20. UNHCR, Returnee and Internally Displaced Persons (see note 9).
21. Kamminga, Returning to Fragility (see note 5).
22. Huber, Marie S. and Zupancic, Mateja. DDG Afghanistan: Community Safety Survey. Danish Demining Group, 2014. <https://reliefweb.int/report/afghanistan/ddg-afghanistan-community-safety-survey>.
23. Kamminga, Returning to Fragility (see note 5).
24. Ibid.
25. See for example,  
<https://www.unocha.org/sites/dms/Afghanistan/2015%20Afghanistan%20Refugee%20and%20Returnee%20Overview.pdf>
26. A khatm is the Islamic practice of reciting the Quran with members of ones’ family and community.
27. Kamminga, Returning to Fragility (see note 5).





## 4.2 HOST COMMUNITY PERCEPTIONS & EXPERIENCES

The following section discusses the reintegration experiences and challenges from the perspective of 4,001 host community members residing in Balkh, Herat, Kabul, Kandahar, and Nangarhar. An equal percentage of host community members were interviewed across the five provinces (20.0% each), of which 75% were rural and 25% were urban overall. Respondents were 53% male and 47% female.

### HOST COMMUNITIES, BY STRATA WITHIN EACH PROVINCE

	Rural	Urban
Kabul	15	35
Nangarhar	24	8
Balkh	25	4
Herat	18	27
Kandahar	18	27

Fig. 66 M-3. Province. M-4b. CSO Geographic Code

### 1. PERCEPTIONS OF RETURNEES

#### KEY QUESTIONS

Q-4a. Overall, how comfortable would you say you are interacting with them?

Q-5a. Why are you uncomfortable interacting with them?

The influx of returnees within a community can cause increased demand for basic resources, including food and water, potentially creating negative downstream effects such as higher prices and resource scarcity. The added strain on scarce natural resources can also negatively impact the environment; this is combined with land disputes and allegations of land grabbing.<sup>1</sup> In tandem is the surplus labor supply, which can drive down wages. It is not surprising that unemployment is high and returnees accept lower-skilled labor opportunities. This can lead to frustration among returnees, along with increased competition within the community for labor opportunities. The additional pressure also tends to increase rent.

In order to better understand these elements, host community respondents living in identified returnee communities were interviewed using an essential screening question: whether or not they personally

knew a returnee who has come back to Afghanistan. Only respondents who reported knowing a returnee were interviewed. Of the 4,001 participants interviewed, 63.4% indicated that the returnee was a relative while 35.3% said the returnee was unrelated to them.

Host community respondents were then asked where the returnee had returned from. Almost half of respondents said that the returnee had come from Pakistan (49.1%), followed by Iran (38.1%), Turkey (5.7%), Germany (2.1%), and several Asian and European countries (<1% each).

The survey also asked host community members about their neighborhood demographics, including whether their neighbors were from the same or different ethnic groups. Many respondents indicated that they lived among others from the same ethnic group (61.1%), and more than half indicated that their neighborhood was heterogeneous (52.5%).

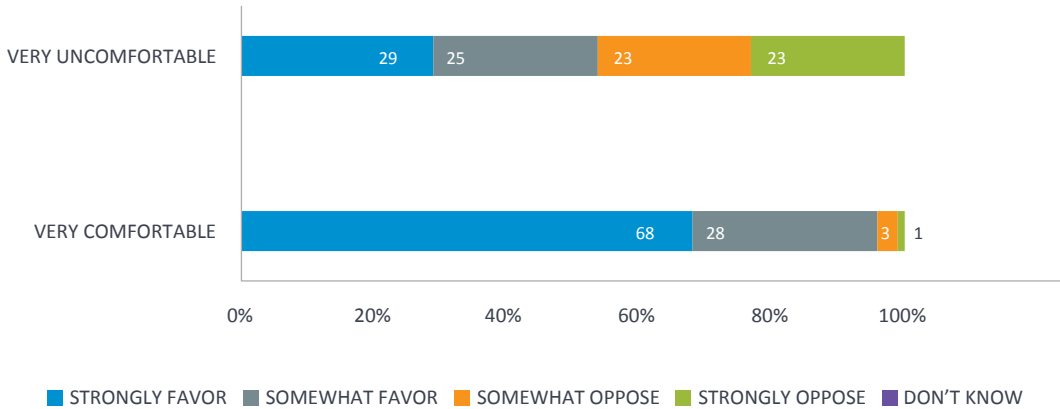
The vast majority of host community members reported feeling comfortable interacting with returnees (96.4%), while only a small fraction felt uncomfortable (2.7%). Across the provinces sampled, respondents in Kabul were most likely to say that they felt very comfortable (81.9%) while those in Kandahar were least likely (43.4%). There were no significant variations noted when disaggregating data by rural and urban residence.

As one might suspect, host community members who were related to a returnee were 12 percentage points more likely to say they felt very comfortable interacting with returnees compared to those who were not related (70.3% versus 58.0%).

Of those who reported feeling uncomfortable when interacting with returnees, one in four were unable to articulate why they felt this way, citing, “I don’t know” (25.9%), followed by, “they bully us” (15.5%), “they have economic problems” (11.5%), “I don’t know them” (12.7%) and “linguistic problems” (11.9%).

There was a positive relationship between comfort level and wanting to work alongside returnees. Those who said they felt comfortable interacting with returnees were twice as likely to strongly favor working alongside a returnee when compared to those who reported feeling uncomfortable (67.9% versus 28.7%).

## COMFORT WITH RETURNEES IN THE WORKPLACE



**Fig. 67: Q-4a.** Overall, how comfortable would you say you are interacting with them? **Q-8.** How much would you favor or oppose each of the following? Would you say that you strongly favor, somewhat favor, somewhat oppose, or strongly oppose each of them? **d.** Work with a returnee in the same workplace.

The same relationship emerged between level of comfort and supporting the settling of returnees within a host community member’s neighborhood. For example, 77.0% of those who said they felt comfortable interacting with returnees favored a returnee moving next door, as compared to 27.2% of those who felt uncomfortable.

Education had a positive impact on comfort level; those with higher levels of education were more likely to report feeling comfortable when interacting with returnees. For example, 77.3% of respondents with over 12 years of education said they felt comfortable interacting with returnees compared to 59.4% of host community respondents with 1 to 6 years of education.

## 2. PROVIDING/OFFERING ASSISTANCE TO RETURNEES

### KEY QUESTION

**Q-6a.** Have they ever approached your household for any help? If yes, what were they asking for?

Host community members were asked if a returnee had ever requested their help. The findings indicated that nearly one quarter of host community respondents, or their families, had been approached (24.3%). Of those who had been approached for assistance, the most common requests were for food (22.6%),

financial aid (19.6%), home appliances (9.9%), house/land (8.9%), loans (2.2%), clothes (3.3%), and work or jobs (2.9%).

Respondents in urban areas, compared to rural areas, were slightly more likely to have been approached for help (27.8% versus 23.1%) and, unsurprisingly, those who were related to returnees were more likely to have been approached when compared to those who were unrelated (25.5% compared to 22.4%).

There were minor differences in the types of support requested when considering respondents who were related or unrelated to returnees. For example, relatives asked for slightly more financial aid and assistance with housing or land when compared to those who were not related to respondents (20.0% versus 19.2% and 9.4% versus 7.9%, respectively). Surprisingly, those who were not related to returnees were significantly more likely to have been approached for food stuffs compared to those who were related (28.0% versus 20.2%).

### 3. RETURNEE IMPACT ON NEIGHBORHOOD

#### KEY QUESTION

*Q-7. Thinking about returnees settling in your area, what type of effect do you think they have on the following areas in your neighborhood? a) safety, b) crime, c) culture, d) availability of job opportunities, e) cleanness and maintenance of public areas f) government services (such as clinics, schools, and universities), g) anything else*

Some studies have shown that host community members recognize returnees as having a positive effect on their communities by introducing greater investments, education, and skills to the existing labor force.<sup>2</sup> However, other evidence has indicated that tension exists among newly integrated IDPs, returnees, and host communities. Such tension, exacerbated by a lack of employment opportunities, lack of privacy, and overall uncertainty, may culminate in negative circumstances including violence, forced child marriage, and forced labor.<sup>3</sup> Anecdotal evidence has even suggested that returnees may be more susceptible to radicalization and recruitment into violent extremist groups.<sup>4</sup>

#### SAFETY AND CRIME

To understand the impact of returnees on host community member's sense of safety and security, SAR asked respondents if returnees had a positive, negative, or no effect on the safety of their area. The findings were mixed, indicating that 55% of respondents felt the presence of returnees had a positive effect, 14.8% said they had negative effect, and 17.2% reported no effect on safety and security. An additional 12.4% said it would depend on who is returning and where they are returning from.



Respondents in rural and urban Kandahar were significantly more likely to say that returnees had a negative effect on the safety of their area (35.7% and 26.0%, respectively) when compared to respondents from all other provinces. In contrast, rural and urban respondents in Nangarhar were more likely to say that returnees had a positive effect on safety and security (76.9% and 69.4%, respectively) compared to respondents elsewhere.

### RETURNEE EFFECT ON SAFETY OF HOST COMMUNITY, BY STRATA WITHIN EACH PROVINCE

		Kabul	Nangarhar	Balkh	Herat	Kandahar
<b>Rural</b>	Positive effect	32	77	64	54	41
	Negative effect	9	11	5	13	36
	Depends on who is returning or where they are returning from	12	8	12	17	16
	No effect (vol)	47	4	19	14	7
	Don't know (vol.)	0.5	0	0.2	2	0.6
<b>Urban</b>	Positive effect	45	69	66	47	55
	Negative effect	16	19	2	12	26
	Depends on who is returning or where they are returning from	14	8	11	10	13
	No effect (vol)	24	4	22	31	4
	Refused (vol.)	0	0	0	0.4	0
	Don't know (vol.)	1	0	0	0	1

Fig. 68: Q-7. Thinking about returnees settling in your area, what type of effect do you think they have on the following areas in your neighborhood? a) safety

The survey also asked host community respondents about the effect of returnees on crime in their area. A negative effect on crime (i.e., more crime) was reported by 29.6% of respondents, 32.5% reported a positive effect, 21.8% reported no effect, and 14.9% said it would depend on who the returnee is and where they are returning from.

## RETURNEE EFFECT ON CRIME IN HOST COMMUNITIES, BY STRATA WITHIN EACH PROVINCE

		Kabul	Nangarhar	Balkh	Herat	Kandahar
<b>Rural</b>	Positive effect	15	51	36	26	32
	Negative effect	21	27	20	39	43
	Depends on who is returning or where they are returning from	14	10	15	18	16
	No effect (vol)	49	12	28	15	9
	Don't know (vol.)	2	0.3	1	2	0.6
<b>Urban</b>	Positive effect	23	42	34	28	31
	Negative effect	29	18	29	28	42
	Depends on who is returning or where they are returning from	19	6	12	14	19
	No effect (vol)	28	33	23	30	5
	Don't know (vol.)	1	1	2	0.4	2

Fig. 69: Q-7. Thinking about returnees settling in your area, what type of effect do you think they have on the following areas in your neighborhood? b) Crime

A slightly higher proportion of those who lived in rural areas felt that returnees had a positive effect on crime when compared to those living in urban areas (33.9% versus 28.5%). However, this trend was reversed in Kabul and Herat provinces, where a higher number of respondents in urban areas reported a positive impact of returnees on crime in their areas.

### CULTURE, CLEANLINESS AND MAINTENANCE OF PUBLIC AREAS

SAR asked about the impact of returnees on host community culture, cleanliness, and maintenance of public areas. Overall findings indicated that host community members mostly perceived returnees to have a positive effect on culture (42.4%). A smaller proportion of respondents said that returnees had a negative effect, and 14.8% said it would depend on who the returnee is and where they are returning from.

By province, host community members in Kandahar were most likely to perceive that returnees had a negative effect on neighborhood culture (40.1%), while respondents in Balkh were least likely to express this opinion (13.2%). Respondents from host communities were more likely to say that returnees from

Pakistan had a negative effect on culture compared to those from Iran and other Asian countries (28.7% versus 23.0% versus 21.3%). Perceptions did not change along host communities' strata and education level.

In terms of cleanliness and maintenance of public areas, over one third of respondents felt that returnees had a positive impact (46.1%), while 25.0% reported that returnees had a negative effect, 16.6% said no effect, and 11.8% said it would depend on who the returnee is and where they are coming from.

## AVAILABILITY OF JOB OPPORTUNITIES AND GOVERNMENT SERVICES

For returnees, the economy and employment prospects in host communities appear disappointing. According to the Afghan Living Condition Survey (ALCS),<sup>5</sup> the national poverty rate has increased from 38% in 2011-12 to 55% in 2016-17. According to the International Monetary Fund, the Afghan economy will grow at 2.5% to 3% per year, which is described as a very slow pace of growth that will be unable to stop unemployment from rising.<sup>6</sup>

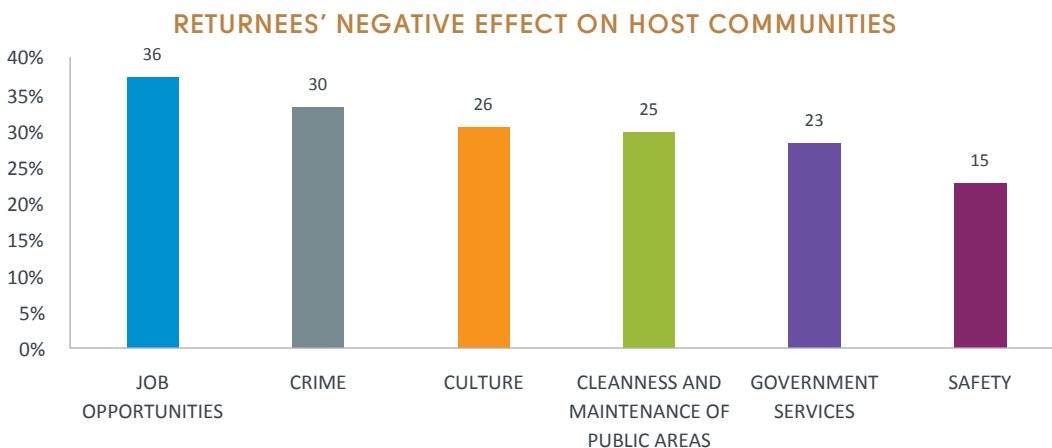
According to some, the government in Kabul has been overburdened with the management of conflict and security matters and lacks the available resources to react in a timely manner to returnees' economic problems.<sup>7</sup> The absorption capacity of communities and the labor market has limitations that, if breached, can contribute to a build-up of local friction and tension.<sup>8</sup>

SAR asked host community members about their perception of the impact of returnees on employment. Contrary to the perceived positive effect of returnees on culture, feelings were mixed about their effect on the availability of jobs in their area. About one third of respondents reported a negative impact of returnees on job opportunities (36.0%), while 36.2% reported a positive effect, 17.0% reported no effect, and 10.0% said it would depend on who the returnee is and where they are coming from.

However, these findings demonstrated significant variation by strata and province. Respondents in urban areas were significantly more likely to say that returnees had a negative effect on available employment opportunities when compared to rural dwellers (43.2% versus 33.5%). By province, respondents in urban populated provinces, like Kabul, were more likely to say returnees negatively affected the availability of job opportunities in host communities (52.5%). In Herat, 40.5% of respondents reported a negative impact, while in Balkh, only 26.3% expressed this opinion. In recent years, both internally displaced Afghans and millions of returnees have migrated from rural regions to urban centers, and Kabul in particular.<sup>9</sup> In fact, the Kabul population increased from about 1 million in 2001 to an estimated 5.5 million in 2008, making it among the five fastest growing cities in the world.<sup>10</sup>

Host community respondents' level of education negatively correlated with their interpretation of the impact of returnees on employment opportunities. Respondents with more than 12 years of education were more likely to report that returnees had a negative impact on job availability when compared to those with 1 to 6 years of education (47.6% versus 36.4%).

Unsurprisingly, given the rising unemployment and slow economic growth of the country, host community respondents were more concerned with returnees' impact on employment than on other aspects of integration. According to the survey, host community respondents felt that the negative effect of returnees was greatest when considering job opportunities (36.0%), followed by crime (29.6%), and then culture (26.0%).



**Fig. 70: Q-7.** Thinking about returnees settling in your area, what type of effect do you think they have on the following areas in your neighborhood? a) safety, b) crime, c) culture, d) availability of job opportunities, e) cleanness and maintenance of public areas f) government services (such as clinics, schools, and universities), g) anything else. (Percent who say returnees have negative effect on each.)

According to the United Nations Office for the Coordination of Humanitarian Affairs, the timely provision of services to local communities is critical to avoid the negative perception among host communities that IDP or returnee populations are a burden on local resources and the community in general. Therefore, it is important to ensure that essential services and activities are adequately provided for both host communities and IDPs/returnees.<sup>11</sup>

Host community respondents were also asked about the effect of returnees on available government services such as clinics, schools and universities. A positive effect was reported by 42.5%, while a negative effect was reported by 22.7%, no effect was reported by 22.7%, and 11.0% said it would depend on who the returnee is and where they are coming from.

## 4. ACCEPTANCE OF & TRUSTING RETURNEES IN THE COMMUNITY

### KEY QUESTION

Q-8. *How much would you favor or oppose each of the following? Would you say that you strongly favor, somewhat favor, somewhat oppose, or strongly oppose each of them?*  
a) *A returnee moving next door to you, b) Your children/sibling playing with returnees' children, c) Your children/sibling receiving education from a returnee teacher in school/university, d) Work with a returnee in the same workplace.*

### RETURNEE MOVING NEXT DOOR

To understand the acceptance of returnees in the host community, SAR asked respondents whether they favored a returnee moving next door to them. The vast majority of respondents favored the idea (95.5%) while only 4.4% opposed the idea. There were no significant differences between rural and urban respondents.

However, significant variations emerged by province. Respondents in Kabul were most likely to strongly favor a returnee moving next door (78.9%) and respondents in Kandahar were least likely to have this opinion (56.1%). This reluctance to accept a returnee could perhaps be due to safety concerns, as 32.4% of respondents in Kandahar stated that returnees had a negative impact on the safety and security of their neighborhood while in Herat, Kabul, Nangarhar, and Balkh, this proportion was less than 13%. Interestingly, 40.1% of host community members in Kandahar also stated that returnees had a negative impact on their neighborhood's culture while in other provinces this proportion was less than 30%.

Of those who opposed a returnee moving next door, reasons of, “don't know them” (37.9%), “they create security problems” (20.4%), “they are rude” (17.6%), “linguistic problems” (11.0%), “indirect connection with armed opposition groups” (6.9%), and “they are addicted to drugs” (5.0%) were provided.

## REASONS FOR OPPOSING A RETURNEE MOVING NEXT DOOR

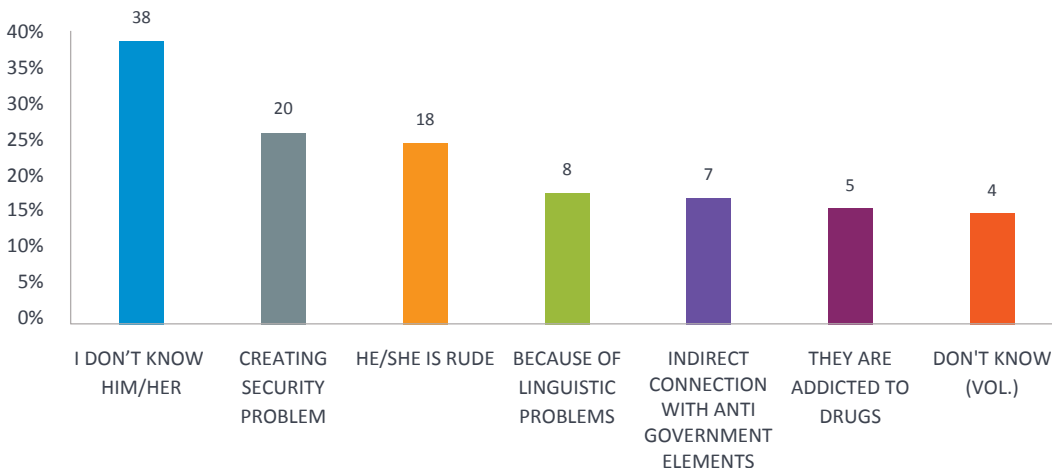


Fig 71: Q9a. [Ask if Q8a is “somewhat” or “strongly” oppose] Why would you oppose a returnee moving next door to you?

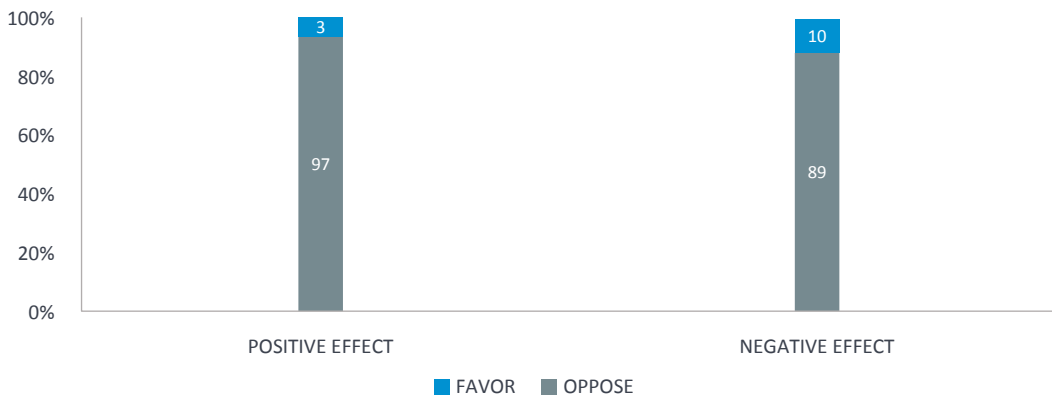
## HOST COMMUNITY & RETURNEE CHILDREN PLAYING TOGETHER

Host community members were asked whether they favored or opposed the idea of their children playing with children of a returnee. The vast majority of respondents were in favor of this (95.7%), while only 4.8% opposed the idea. By strata, gender, and education, significant differences did not emerge.

However, once again respondents in Kandahar are less likely to favor their children playing with returnee children, while respondents in Balkh were most likely (91.1% versus 97.9%). Likewise, host community members who perceived returnees to have a negative effect on their neighborhood’s safety were less likely to favor this opinion when compared to those who said returnees had no effect on safety (89.5% versus 97.0%). This relationship mirrors that of perceived safety and favoring the settling of returnees within a respondent’s neighborhood.

Among those who opposed the idea, the top cited reasons for their opposition included the following: returnees “are rude” (39.3%), “I don’t trust them” (27.6%), “because their living condition is different” (12.1%), “they bring foreign culture” (12.1%), “they are addicted to drugs” (2.2%), and “linguistic problem” (0.8%).

## FAVORING HOST COMMUNITY CHILDREN TO PLAY WITH RETURNEE CHILDREN, BY PERCEPTION OF RETURNEES' EFFECT ON LOCAL AREA SAFETY



**Fig. 72: Q-7.** Thinking about returnees settling in your area, what type of effect do you think they have on the following areas in your neighborhood? a) Safety. **Q-8** How much would you favor or oppose each of the following? Would you say that you strongly favor, somewhat favor, somewhat oppose, or strongly oppose each of them? b) Your children/sibling playing with returnees' children.

## WORKING WITH AND RECEIVING AN EDUCATION FROM A RETURNEE

Survey findings show 93.8% of host community respondents were in favor of their children or siblings receiving an education from a returnee teacher at school or university, while 5.7% opposed the idea. By rural and urban settings, urban dwellers were more likely than rural respondents to strongly favor being taught by a returnee (67.6% versus 59.1%).

By province, respondents in Kabul were the most likely to strongly favor this opinion (81.1%) and those in Kandahar were the least likely (46.0%). Host community members were slightly more likely to favor receiving education from a returnee coming from Iran (63.8%) when compared to a returnee from Pakistan (61.0%).

Respondents who opposed the idea cited the following reasons: “because they implement foreign culture” (30.2%), “I don’t trust them” (24.2%), “they are illiterate” (20.1.9%), “they are rude” (6.4%), “linguistic problems” (3.7%), and “they are corrupted” (4.2%).

Respondents were also asked if they would favor or oppose a returnee working alongside them in the workplace. Host community respondents largely reported favoring this opinion (94.1%); only 5.6% opposed it. The largest favorable response was noted by residents of Kabul, where 84.6% supported the

idea, as compared to 42.6% of respondents in Kandahar. By strata, urban dwellers were significantly more likely than rural respondents to strongly favor the idea of working with a returnee in the same workplace (66.8% versus 59.5%). Additionally, respondents with over 12 years of education were more likely to say they strongly favored working with a returnee compared to those with 1 to 6 years of education (62.0% versus 53.5%).

Top cited reasons for opposition to working alongside a returnee included: “I don’t trust them” (38.7%), “they are bringing foreign culture” (17.2%), “they create security problem” (11.1%), “they are impolite” (11.7%), “linguistic problems” (5.0%), “they don’t know how to work” (3.7%), and “they are addicted to drugs” (1.3%).

## PERCEPTION OF RETURNEES AS NEIGHBOR

### KEY QUESTION

*Q-10. I am going to list a number of statements about your neighborhood. Please tell me if you strongly agree, somewhat agree, somewhat disagree, or strongly disagree with each of them. a) My neighbors are friendly and welcoming, b) I can comfortably go to any of my neighbors for help, c) My neighbors respect me and my family, d) My neighbors invite me to their ceremonies such as wedding and khatm, e) I feel safe in my neighborhood and, f) My neighborhood is diverse and multiethnic*

As previously mentioned, interviews were conducted with respondents who lived in areas where returnees were clustered. To better understand how host community members feel towards their returnee neighbors, respondents were asked whether they agree or disagree that their neighborhood is friendly and welcoming. The findings showed that 94.7% of respondents agreed that their neighborhood was friendly and welcoming, while only 5.2% disagreed with this statement.

No notable differences emerged across strata, however, respondents who said they knew returnees from Iran were slightly more likely to agree with this statement when compared to those who knew returnees from Pakistan (70.4% versus 66.3%). By education, respondents with over 12 years of education were more likely to strongly agree that their neighborhood was friendly and welcoming compared to those with no formal education (73.1% versus 66.2%).

SAR also asked respondents whether they could or could not comfortably go to any of their neighbors for help, and the vast majority stated that they could (89.0% versus 10.8%). A similar proportion of respondents felt that their neighbors respected them (90.6%), compared to only 9.3% who felt that they did not.



Host community members were asked if they had been invited by returnees to ceremonies, such as weddings and khatm, and it was found that 89.7% had been invited to such events while 10.1% had not.

When asked if they felt safe in their neighborhood, 51.4% of host community members strongly agreed, 36.2% somewhat agreed, 9.9% somewhat disagreed, and, 2.4% strongly disagreed. By province, the proportion of respondents who felt very safe was highest in Kabul (72.8% strongly agreed) and lowest in Kandahar (23.2% strongly agreed). Among urban and rural respondents, urban dwellers were more slightly likely than rural respondents to report feeling very safe (56.5% versus 49.6%).

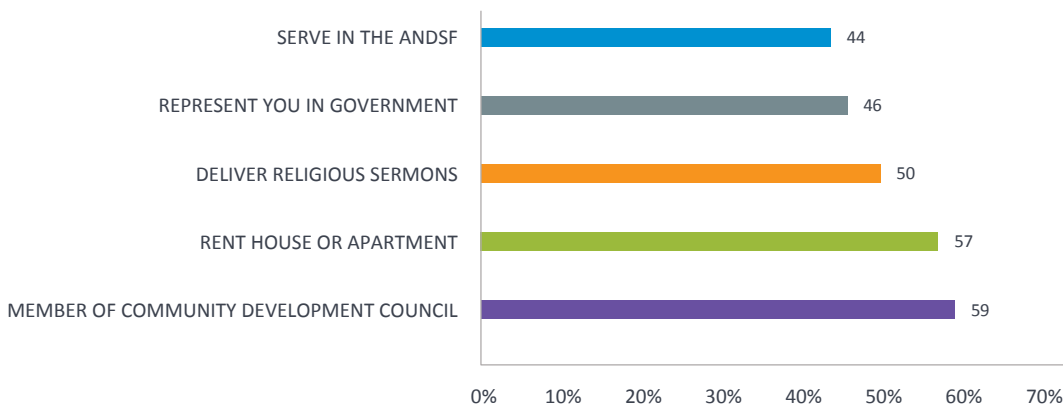
## TRUSTING RETURNEES

### KEY QUESTION

*Q-II. To what extent would you trust a returnee to [INSERT ITEM]. Would you trust a returnee to do this to a great extent, a moderate extent, a small extent, or not at all? a) Be a member of your community development council, b) Serve in the ANDSF, c) Represent you in government, d) Deliver religious sermons, e) Rent your house or apartment.*

SAR asked host community members about the extent to which they trusted returnees to hold certain positions or conduct activities. Findings showed that the greatest proportion of respondents reported trusting returnees, to a great extent, to be a member of the community development council (58.9%) and to rent their house or apartment (56.7%). Nearly half of respondents also reported trusting returnees to deliver religious sermons (50.0%), to represent them in government (45.7%), and finally, to serve in the Afghan National Defense Forces (ANDSF) (44.3%).

## TRUSTING RETURNEES IN DIFFERENT ACTIVITIES AND ROLES



**Fig 73: Q-11.** *To what extent would you trust a returnee to [INSERT ITEM]. Would you trust a returnee to do this to a great extent, a moderate extent, a small extent, or not at all? a) Be a member of your community development council, b) Serve in the ANDSF, c) Represent you in government, d) Deliver religious sermons, e) Rent your house or apartment. (Percent who say a great extent.)*

Respondents who reported knowing one or more returnees from Pakistan were more likely to report that they trusted returnees “to a great extent” to deliver religious sermons when compared to those who knew returnees from Iran (53.8% versus 45.8%).

Respondents who knew a returnee from Pakistan were less likely to report trusting returnees to serve in the ANDSF. For example, not trusting a returnee to serve in the ANDSF was reported by 4.8% of respondents who said they knew returnees from Pakistan and by 3.7% of those who know returnees from Iran. The relationship existed even when controlling for strata.

Among those who reported less trust or no trust in a returnee to be a member of community development council, top cited reasons included: “I don’t know them” (47.7%), “they are not from our village” (12.6%), “they cause insecurity” (9.4%), “they are corrupted” (9.2%), “they are criminal” (3.6%), “they work for other countries” (2.7%), and, “they have indirect connections with anti-government elements” (2.6%).

Among those who reported less trust or no trust in a returnee to serve in the ANDSF, the most common reasons provided were: “I don’t trust them” (29.1%), “they are working for foreigners” (18.6%), “they work for anti-government elements” (12.1%), “they create problems” (10.6%), and “they are corrupted” (10.1%).

Among those who did not trust returnees to represent them in government, top cited reasons included: “I don’t trust them” (26%), “they are not Afghan” (18.6%), “I don’t know them” (10.7%), “they are

spies” (10.2%), and, “they cause destruction in the country” (8%).

Among those who did not trust returnees to deliver religious sermons, cited reasons included: “I don’t trust them” (40.3%), “they bring inappropriate culture” (17.9%), and, “they are not good scholars” (10.0%).

Finally, respondents who did not trust a returnee to rent a house or apartment cited reasons such as: “I don’t know them” (26.0%), “I don’t trust them” (22.0%), “they don’t have money” (15.5%), and, “they are not Afghans” (4.2%).

## 5. RETURNEE PROBLEMS, RESOURCES, AND SERVICES

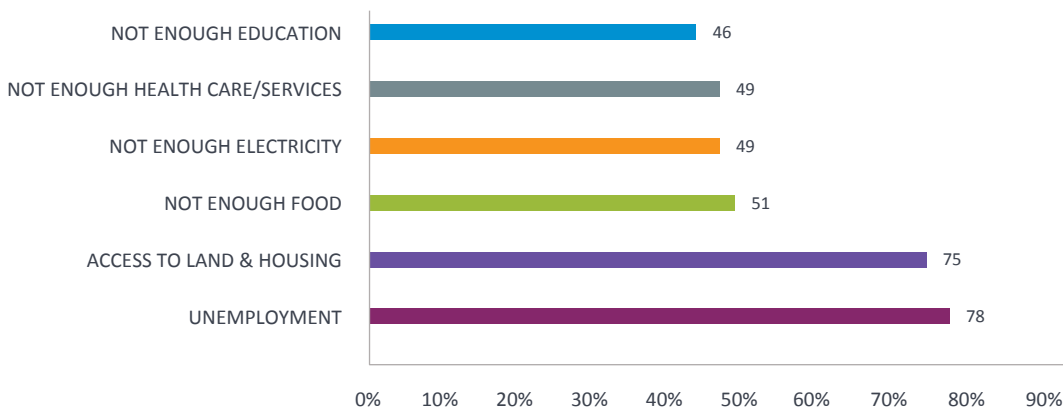
### KEY QUESTION

*Q-13. Now I will read out some problems. Please tell me if each of these is a major problem, a minor problem, or not a problem for the returnees in this neighborhood. a) Access to land and housing, b) Unemployment/ Joblessness, c) Not enough food, d) Not enough electricity, e) Not enough health care/services, and f) Not enough education.*

In order to collect data concerning the problems faced by returnees, SAR provided a list of potential problems and asked host community respondents to determine whether each could be classified as a major problem for returnees, a minor problem for returnees, or not a problem at all.

Not surprisingly, with increasing poverty and a declining economy, 78.0% of host community respondents named unemployment as a major problem, followed by access to land (75.0%), not enough food (51.0%), not enough electricity (49.2%), not enough health care (49.3%), and not enough education (46.2).

## IDENTIFYING PROBLEMS FACED BY RETURNEES



**Fig. 74: Q-13.** *Now I will read out some problems. Please tell me if each of these is a major problem, a minor problem, or not a problem for the returnees in this neighborhood. a) Access to land and housing, b) Unemployment/ Joblessness, c) Not enough food, d) Not enough electricity, e) Not enough health care/services, and f) Not enough education. (Percent who say 'major problem'.)*

By province, land access problems were more likely to be pronounced by host community members in Nangarhar (91.2%) and Kabul (77.0%), followed by Herat (74.0%) and Kandahar (68.4%). Similar findings were noted in a UN report that highlighted Kabul and Jalalabad as two major urban centers that were common settlement destinations for both IDPs and returnees in search of economic and livelihood opportunities.<sup>12</sup> Due to the influx of these vulnerable populations, humanitarian needs are high in these two provinces.

The vast majority of host community respondents in Kabul mentioned unemployment as a major problem for returnees (91.8%); this proportion was lowest among respondents in Kandahar (63.5%). Respondents with more education (12+ years) were more likely than those with less education (1 to 6 years) to say that unemployment was a major problem for returnees (82.3% versus 74.1%).

Food insecurity is on the rise across Afghanistan, the drivers of which include the cross-border influx of returnees, ongoing conflict, and climate change. In 2017, Kabul, Balkh, and Nangarhar, among other regions, were affected by localized droughts and pest attacks, leading to compromised crop and livestock production.<sup>13</sup>

Respondents in Nangarhar were most likely to report insufficient food as a major problem for returnees (70.0%), followed by host community members in Kabul (55.2%), Kandahar (49.9%), and Balkh (35.2%). Respondents with more education (12+ years) were more likely than those with less education (1 to 6 years) to say that insufficient food was a major problem for returnees (50.9% versus 45.9%).

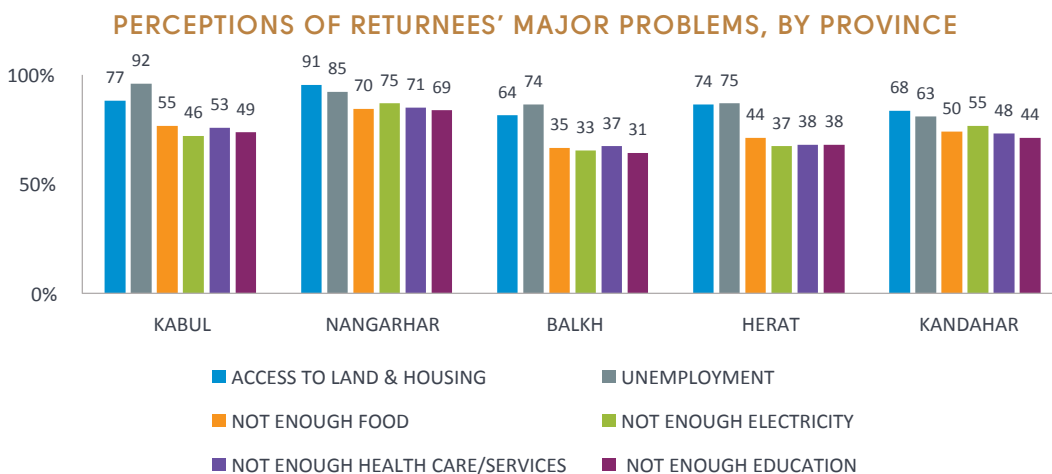
Reporting a lack of electricity as a major problem for returnees was more than twice as likely in Nangarhar as compared to Balkh (75.1% versus 33.3%).

Further attention to services is critical. Communicable diseases are common among highly dense populations, and organizations such as the UN Office for the Coordination of Humanitarian Affairs, argue that managing these types of illnesses will require providing additional primary healthcare services that include maternal and child health and mental healthcare. The latter is especially necessary based on the high prevalence of post-traumatic stress disorder among refugee populations in camps and host communities. This places an additional burden on health service providers, underscoring the need for extended services.<sup>14</sup>

Respondents in Nangarhar were most likely to cite healthcare or health services as a major problem for returnees (71.1%), followed by host community members in Kabul (53.3%), Kandahar (47.9%), and Balkh (36.7%). By strata, rural respondents were significantly more likely than urban respondents to cite this issue (51.4% versus 43.3%).

The exaggerated need for healthcare in rural areas could be attributed, in part, to the reluctance of humanitarian aid organizations to leave urban capitals coupled with conflict and deteriorating security in rural areas where the needs are acute.<sup>15</sup>

Education was most likely to be cited as a major challenge for returnees by respondents in Nangarhar (69.0%) and least likely by respondents in Balkh (30.7%). Rural dwellers were slightly more likely than urban respondents to identify education as a problem (48.0% versus 40.9%).



**Fig.75: Q-13.** Now I will read out some problems. Please tell me if each of these is a major problem, a minor problem, or not a problem for the returnees in this neighborhood. a) Access to land and housing, b) Unemployment/ Joblessness, c) Not enough food, d) Not enough electricity, e) Not enough health care/services, and f) Not enough education.

## 6. GAPS IN PRESENT AND FUTURE RETURNEE NEEDS

### KEY QUESTIONS

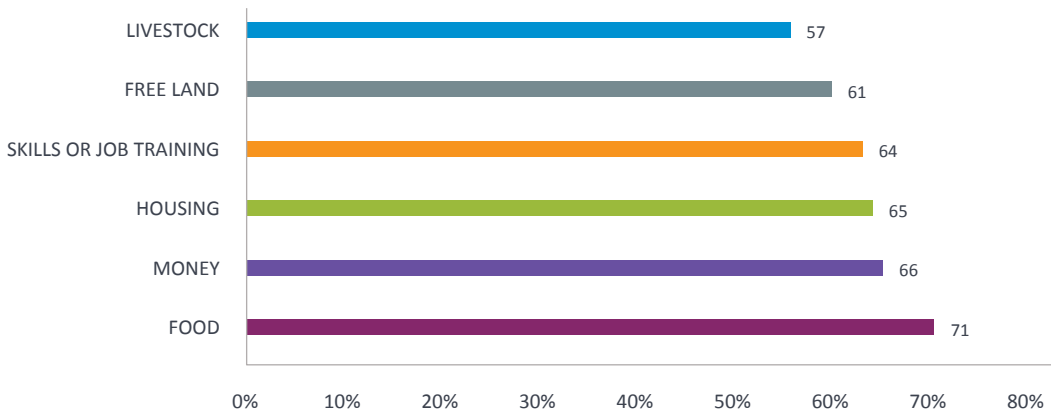
**Q-14.** Do you think returnees should receive the following benefits from the government to help them resettle in Afghanistan? a) food support, b) housing support, c) free land, d) livestock, e) money, f) skills or job training.

**Q-17.** Thinking about the amount of help returnees in your community receive, would you say that they need more help, less help, or about the same amount of help that they have been receiving?

**Q-18.** What types of help do you think it is most important that they provide more of? (Allow two responses)

To identify what government should do to assist returnees in their resettlement, SAR asked host community respondents their opinions. The majority of respondents indicated that the government should provide food to returnees (71.4%). Over half of respondents also indicated that the government should provide money (65.5%), skills or job training (64.2%), housing support (64.5%), free land (60.7%), and livestock (56.6%).

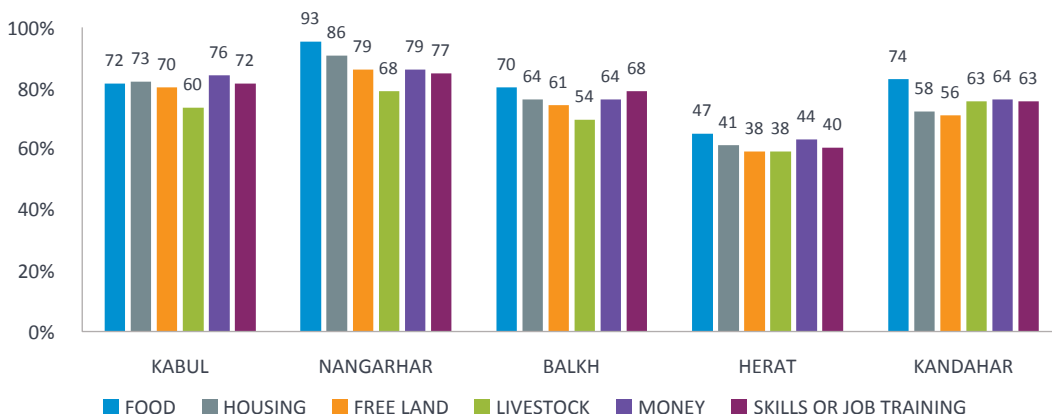
### WHAT GOVERNMENT SHOULD PROVIDE RETURNEES, ACCORDING TO HOST COMMUNITIES



**Fig.76: Q-14.** Do you think returnees should receive the following benefits from the government to help them resettle in Afghanistan? a) food support, b) housing support, c) free land, d) livestock, e) money, f) skills or job training. (Percent who say yes.)

In general, host community respondents in Nangarhar were more likely than respondents elsewhere to indicate that returnees should receive benefits including food support (93.0%), housing support (86.5%), free land (78.6%), livestock (68.3%), money (79.0%), and skills or job training (77.3%). Across all provinces, respondents in Herat were least likely to pronounce that returnees should receive food support (47.4%), housing support (40.9%), free land (38.0%), livestock (38.2%), money (44.5%), and skills or job training (40.3%) from the government.

### WHAT GOVERNMENT SHOULD PROVIDE RETURNEES, ACCORDING TO HOST COMMUNITIES, BY PROVINCE



**Fig.77: Q-14.** Do you think returnees should receive the following benefits from the government to help them resettle in Afghanistan? a) food support, b) housing support, c) free land, d) livestock, e) money, f) skills or job training. (Percent who say yes.)

The difference in perceived need between Nangarhar and Herat could be attributed to higher constraints, including a lack of resources, in Nangarhar. While Herat is identified as a relatively secure, urban area with employment and business opportunities, the context in Nangarhar is quite different. The UNHCR has stated that, “it is clear that returnees are returning to a highly fragile situation, especially in Kunduz and Nangarhar” and, “it is evident that the returnees are putting pressure on scarce resources and many are concerned that Afghanistan has reached the limit of its absorption capacity”.<sup>16</sup>

Similar to the role of education on the perception of major problems faced by returnees, SAR has found variances in perceived need of returnees by education level of the respondent. For example, host community respondents with over 12 years of education were more likely to report that returnees needed food support when compared to those with 1 to 6 years of education (75.0% versus 69.0%). Those with more education were also significantly more likely to say that returnees needed housing support (69.8% versus 60.7%).

Host community respondents were asked whether they thought the support received by returnees was sufficient or insufficient. More than half of respondents stated that returnees needed more help (63.8%), while 19.5% said they needed less help, and 13.6% said they do not need more or less help. Across provinces, respondents who indicated that more help was needed were mostly found in Kabul (85.2%), followed by Nangarhar (69.2%), Herat (65.1%), Balkh (60.2%), and Kandahar (39.1%).

Of respondents who said that returnees required more help, the types of help cited included housing or land (55.6%), money (34.2%), employment opportunities (31.3%), and food stuffs (27.5%).

### ADDITIONAL ASSISTANCE RETURNEES REQUIRE

Type of Assistance	
House/land	56
Money	34
Employment opportunities	31
Food stuffs	27
Education opportunity	8
Home Appliances	6
Health Care Services	6
Fuel/Blanket	4
Clothes	3
Water and Electricity	3
Literacy courses	2
Security	1
Don't know	1

**Fig.78: Q-18.** *What types of help do you think it is most important that they provide more of? (Allow two responses)*

Based on SAR findings, housing and shelter needs are substantial. According to an IOM assessment in June 2017, IDPs and returnees lived in very poor housing conditions that included abandoned and damaged properties, tents, or dig holes covered with tarpaulin.<sup>17</sup> Furthermore, according to the Afghanistan Gender and Shelter Review, improper shelter often increases vulnerabilities and, in some cases, puts women and girls at greater risk. This is a particular concern during the winter months, when men share rooms with women.<sup>18</sup>



## ADDITIONAL ASSISTANCE RETURNEES REQUIRE, BY PROVINCE

	Kabul	Nangarhar	Balkh	Herat	Kandahar
House/land	60	57	51	58	45
Money	34	41	32	26	41
Employment opportunities	37	26	32	34	21
Food stuffs	27	23	37	28	23
Education opportunity	6	12	6	8	6
Home Appliances	5	7	7	6	6
Clothes	3	0	4	8	0
Health Care Services	2	11	6	2	9
Fuel/Blanket	4	1	7	4	2

**Fig.79: Q-18.** *What types of help do you think it is most important that they provide more of? (Allow two responses)*

The rise of insecurity and conflict in Afghanistan has placed further pressure on an already fragile education system. Data from 2016 estimated that 3.5 million school-age children were out of school; the majority of them were girls (75%).<sup>19</sup> Additionally, there is an acute shortage of teachers (40,000 gap), including female teachers. Over 1,000 schools across the country have closed, mainly due to insecurity.<sup>20</sup> According to a UN humanitarian needs review in 2018, the most affected groups are girls residing in eastern regions like Jalalabad.<sup>21</sup> In line with these findings, host community respondents in Nangarhar were most likely to name education as a critical need for returnees when compared to respondents in other provinces.

When asked who support should be provided by, 73.0% of respondents said the Afghan government. NGOs were cited by 14.6%, the refugee directorate by 14.4%, internal or external foundations by 11.8%, charity organizations by 10.7%, the international community by 9.6%, and the United Nations by 8.3% of respondents.

## ENTITIES RESPONSIBLE FOR PROVIDING SUPPORT TO RETURNEES

Group or Organization	
Afghan Government	73
NGOs	15
Refugees Directorate	14
Internal/External Foundations	12
Charity Organizations	11
International Community	10
United Nations	8
IOM	5
Foreigners	4
UNHCR	4
Elders	4
Traders	4

Fig.80: Q-19. [Ask if yes in Q-17] Which groups or organizations do you think should be responsible for providing this help? .

## AWARENESS OF RETURNEE SUPPORT NETWORKS

### KEY QUESTION

Q-15. Currently, which of the following groups help returnees in your community? a) Elders in your community, b) Community members, c) The government, d) The United Nations / IOM, e) Afghan NGOs, f) Foreign NGOs

To gather information on the awareness of support networks for returnees, SAR provided a list of organizations to the host community respondents and asked whether they were aware of any organization that provided assistance to returnees. More than one quarter of respondents identified the United Nations (26.1%), followed by the Afghan government (24.5%), community members (23.0%), elders in the community (20.3%), foreign NGOs (15.7%), and Afghan NGOs (14.6%).

## HOST COMMUNITIES' AWARENESS OF RETURNEE SUPPORT NETWORKS

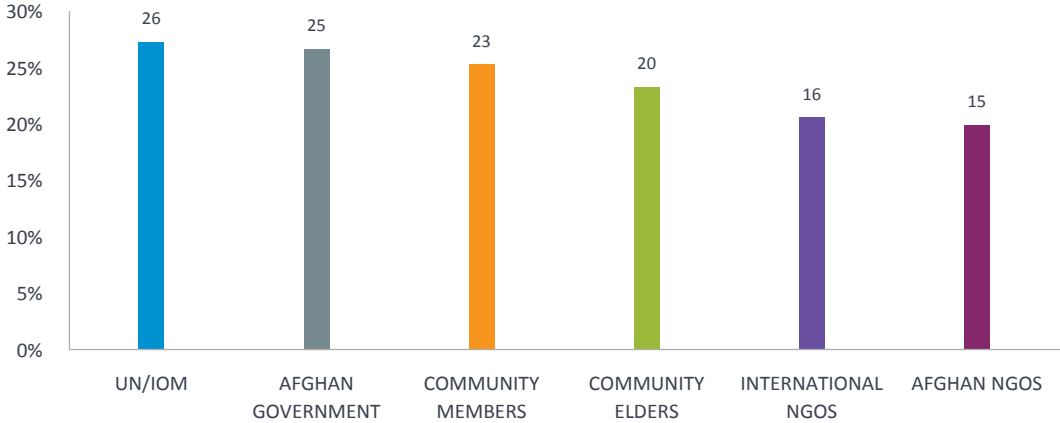


Fig.81: Q-15. Currently, which of the following groups help returnees in your community? a) Elders in your community, b) Community members, c) The government, d) The United Nations / IOM, e) Afghan NGOs, f) Foreign NGOs

Respondents were then asked about the type of help should be provided by these organizations. According to host community respondents, returnees should be provided monetary support from the UN, foreign NGOs, and Afghan NGOs; food stuffs from elders in their community and community members, followed by the government, foreign NGOs, and Afghan NGOs; and land or shelter mostly from the government and elders or other community members.

## TYPES OF SUPPORT EACH ENTITY PROVIDES TO RETURNEES

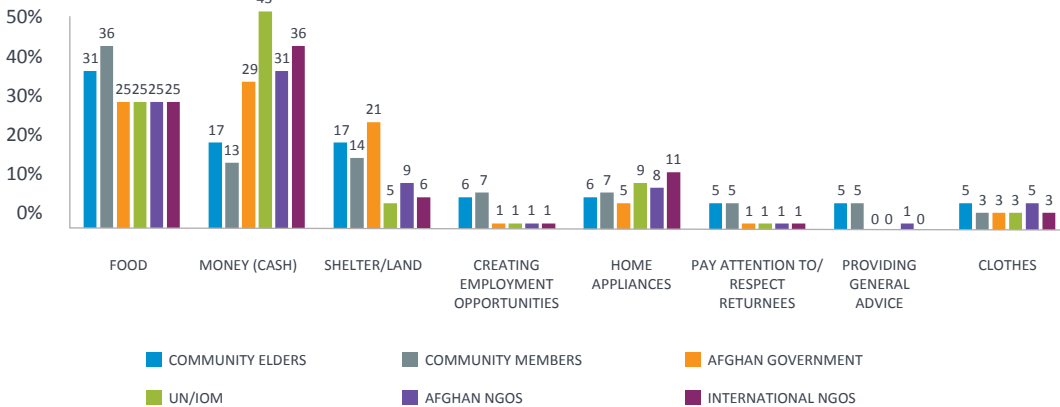


Fig.82 Q-16. [Ask if yes in Q-15] What kind of help do they give?

## 7. INTEGRATION AND CONFLICT

### INTEGRATION

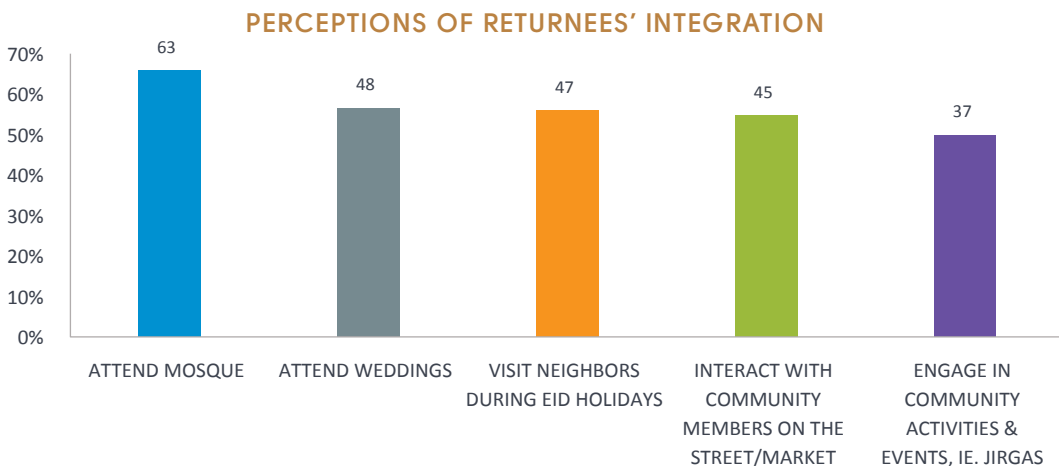
#### KEY QUESTIONS

**Q-20.** How well do you think returnee families integrate into your community, would you say that in general, they do the following things often, sometimes, rarely, or never: a) Attend mosque, b) Attend weddings, c) Interact with people from the community on the street/market, d) Engage in community activities and events, i.e. Jirgas, e) Visit neighbors during Eid holidays.

**Q-21A.** Do you think there is any reason why a returnee would not integrate into your community?

To collect data on how well returnees had integrated into host communities, SAR respondents were provided with a list of activities and asked whether returnees had engaged in any of them.

According to host community members, returnees were most likely to attend the mosque (63.4%). Nearly half of respondents sampled indicated that returnees had participated in weddings (48.1%) and visited neighbors during Eid holidays (47.3%). Fewer reported interactions of returnees with people from the community on the street or at the market (45.3%) and even less reported attendance at community activities and events, such as jirgas (37.1%).

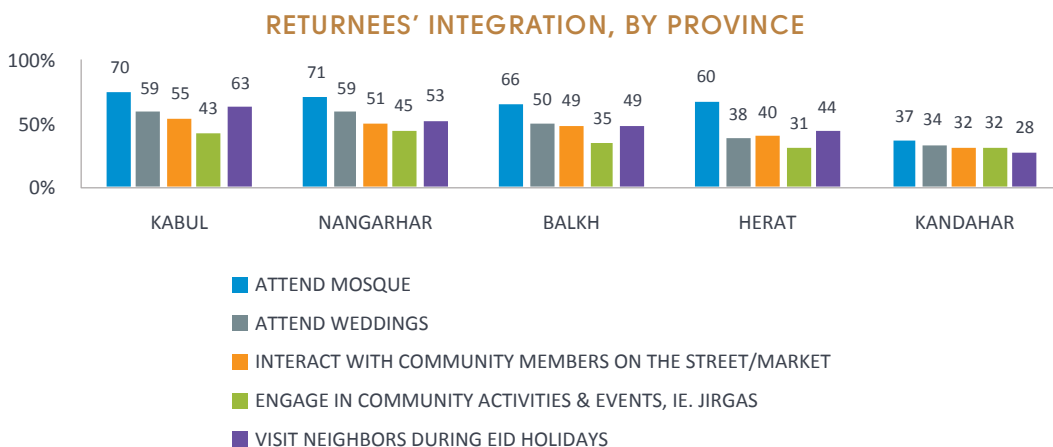


**Fig.83:** Q-20. How well do you think returnee families integrate into your community, would you

say that in general, they do the following things often, sometimes, rarely, or never: a) Attend mosque, b) Attend weddings, c) Interact with people from the community on the street/market, d) Engage in community activities and events, i.e. Jirgas, e) Visit neighbors during Eid holidays. (Percent who say often.)

With the exception of respondents in Kandahar, over 65% of respondents reported that returnees often attended the mosque. Across all provinces, attending weddings and visiting neighbors during Eid holidays were cited as the next most popular activities.

Based on the reported activities, returnees appear to be the least integrated in Kandahar. For example, only 36.6% of respondents in Kandahar said that returnees attended mosques compared to 75.1% and 71.0% in Kabul and Nangarhar, respectively.



**Fig.84: Q-20.** How well do you think returnee families integrate into your community, would you say that in general, they do the following things often, sometimes, rarely, or never: a) Attend mosque, b) Attend weddings, c) Interact with people from the community on the street/market, d) Engage in community activities and events, i.e. Jirgas, e) Visit neighbors during Eid holidays. (Percent who say often.)

Respondents were also asked about barriers to integration. Of the 10.6% of respondents who indicated that there were barriers, the top barriers cited included: “cultural problems” (26.4%), “linguistic problems” (19.8%), “tribalism” (16.8%), “poverty” (15.3%), “religious problems” (10.7%), “bad behavior towards people” (10.5%), “I don’t know them” (8.0%), “unemployment” (6.9%), and “staying away from the community” (6.6%).

Barriers to integration appeared to vary by region. For example, respondents from host communities in Herat and Kabul were most likely to say cultural problems (37.0% and 27.0%, respectively), while in

Kandahar they said linguistic problems (37.0%), and in Balkh and Nangarhar, respondents were most likely to name poverty as the top barrier (28.0% and 23.0%, respectively).

## BARRIERS TO INTEGRATION INTO HOST COMMUNITY, BY PROVINCE

	Kabul	Nangarhar	Balkh	Herat	Kandahar
Cultural problems	27	23	20	37	18
Linguistic problems	14	20	12	15	37
Tribalism	14	15	24	10	25
Religious problems	0	11	7	13	18
Poverty	13	23	28	7	15
Bad behavior towards people	8	12	9	13	9
Unemployment opportunities	7	5	3	5	13
I don't know them	18	8	7	7	2
Staying away from the community	9	9	11	6	1
Fear	1	3	3	4	0
Insecurity	6	8	0	4	1
They are criminals	1	2	9	2	2
Working for AGE	0	0	9	1	1
They work for Pakistan	0	7	0	1	1

Fig.85: Q-21b. [Ask if yes in Q-21a] In your opinion, are there any reasons that a returnee would not integrate into your community? (Allow two responses)

Among the 18.3% of host community members who admitted that returnees faced a difficult time while integrating, the most commonly cited reasons were: differences in language (57.7%), differences in culture (39.1%), and poverty or class differences (31.4%).

## REASONS WHY RETURNEES EXPERIENCE CHALLENGES WHEN INTEGRATING

Reasons	
Differences in language	58
Differences in customs/culture	39
Poverty/class differences	31

Difference in accent	28
Religious sect (Mazhab)	23
Don't know	20

Fig.86: Q-23. Why do you think they might have a more difficult time? (Allow two responses)

## CONFLICT

### KEY QUESTIONS

Q-24. Have you or family members personally experienced a dispute or conflict with a returnee(s)?

Q-25. (Ask if yes in Q-24) What type of dispute or conflict was it?

Q-26. (Ask if yes in Q-24) What was the dispute or conflict about?

Q-27. (Ask if yes in Q-24) Where did the issue occurred?

Q-28. (Ask if yes in Q-24) Was the conflict resolved?

Q-29. (Ask if yes in Q-28) Did any of the following help with dispute resolution? (Multiple response, code all that apply) 1. State court, 2. Huquq Department, 3. Shura or Jirga, 4. The parties themselves.

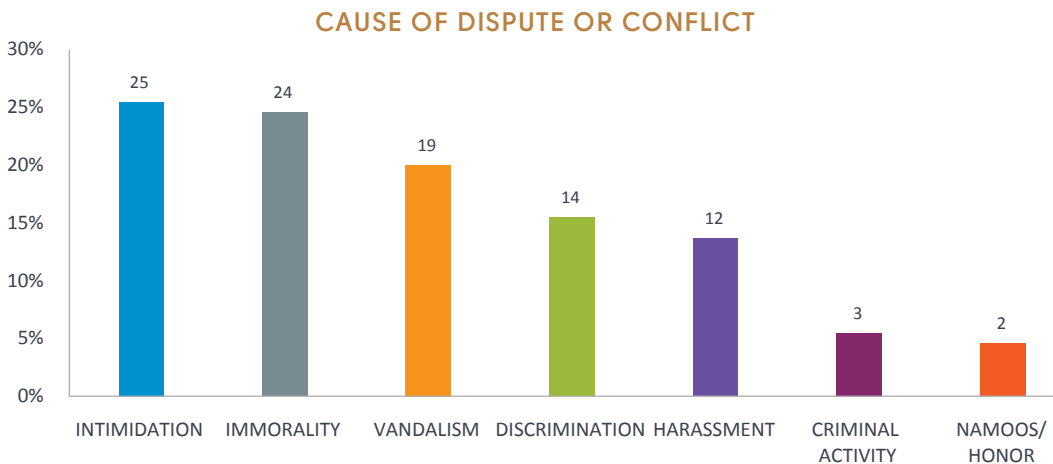
Host community respondents were asked if they or their family members had experienced a conflict or dispute with one or more returnees. Overall, 12.9% of respondents reported that they had. By province, respondents in Kandahar were most likely to say they had experienced a dispute with a returnee (24.7%), followed by respondents in Herat (14.3%), Nangarhar (11.3%), and Kabul (4.2%).

### EXPERIENCE OF DISPUTE, BY STRATA WITHIN PROVINCE

	Rural	Urban
Kabul	5	3
Nangarhar	11	12
Balkh	10	12
Herat	15	13
Kandahar	27	21

Fig. 87: Q-24. Have you or family members personally experienced a dispute or conflict with a returnee(s)? (Percent who said yes).

Among those who reported a conflict or dispute, 73.0% said it was in the form of a verbal argument or confrontation, 15.8% reported a physical fight or attack, and 11.0% indicated that it was a property dispute. According to respondents, the top causes of conflict were intimidation (24.7%), immorality (23.8%), vandalism (19.2%), discrimination (13.6%), harassment (12.4%), criminal activity (3.4%), and honor issues (1.7%).



**Fig.88: Q-26. [Ask if yes in Q-24] What was the dispute or conflict about?**

In terms of where the dispute or conflict occurred, the following locations were identified: home (44.5%), workplace (15.7%), street (14.8%), market (12.7%), government office (5.0%), school (4.5%), and restaurant (1.2%).

Two thirds of respondents reported that the dispute were resolved (67.0%), while one third (31.0%) indicated that the issue remained unresolved. Among the cases that were resolved, more than half said it was the parties themselves who resolved the dispute (56.6%). Shura/jirgas resolved 22.5% of disputes, the State court resolved 10.1%, and Huquq departments resolved 8.0% of disputes. The data suggest that dispute cases between host community members and returnees are more likely to be taken to the informal, rather than the formal, institutions.



## ENDNOTES

1. Kamminga, Jorrit and Zakim Akram. *Returning to Fragility: Exploring the link between conflict and returnees in Afghanistan*. Oxfam International, 2018. [https://www-cdn.oxfam.org/s3fs-public/file\\_attachments/rr-returning-fragility-afghanistan-310118-en.pdf](https://www-cdn.oxfam.org/s3fs-public/file_attachments/rr-returning-fragility-afghanistan-310118-en.pdf)
2. Seefar Afghanistan. *Examining Return and Reintegration in Afghanistan: Why Psychosocial Interventions Matter*. Seefar, 2018. <https://seefar.org/wp-content/uploads/2018/11/Seefar-Afghanistan-Reintegration-Study.pdf>.
3. Kamminga, *Returning to Fragility* (see note 1).
4. Seefar, *Return and Reintegration* (see note 2).
5. Rupam Jain. "Afghanistan's poverty rate rises as economy suffers." Reuters. May 7, 2018. <https://www.reuters.com/article/us-afghanistan-economy/afghanistans-poverty-rate-rises-as-economy-suffers-idUSKBN1I818X>.
6. Ibid.
7. Ahmad Rashid Lahore. "Viewpoint: Why Afghan refugees are facing a humanitarian catastrophe." BBC News. October 12, 2016. <https://www.bbc.com/news/world-asia-37607785>.
8. British & Irish Agencies Afghanistan Group (BAAG) and European Network of NGOs in Afghanistan (ENNA). "Return and displacement in Afghanistan: Discussion Paper." March 2018. [https://www.ecoi.net/en/file/local/1430450/1226\\_1524550555\\_return-and-displacement-in-afghanistan-march-2018.pdf](https://www.ecoi.net/en/file/local/1430450/1226_1524550555_return-and-displacement-in-afghanistan-march-2018.pdf)
9. Swedish Committee for Afghanistan. "Social conditions." May 22, 2018. [https://swedishcommittee.org/afghanistan/social\\_conditions](https://swedishcommittee.org/afghanistan/social_conditions)
10. Sune Engel Rasmussen. "Kabul – the fifth fastest growing city in the world – is bursting at the seams." The Guardian. December 11, 2014. <https://www.theguardian.com/cities/2014/dec/11/kabul-afghanistan-fifth-fastest-growing-city-world-rapid-urbanisation>
11. UN Office for the Coordination of Humanitarian Affairs (UNOCHA). *The 2015 Afghanistan Refugee and Returnee Overview*. UNHCR, 2014. <https://www.unocha.org/sites/dms/Afghanistan/2015%20Afghanistan%20Refugee%20and%20Returnee%20Overview.pdf>
12. UN Office for the Coordination of Humanitarian Affairs (UNOCHA). *2018 Humanitarian Needs Overview: Afghanistan*. UNHCR, 2017. [https://reliefweb.int/sites/reliefweb.int/files/resources/afg\\_2018\\_humanitarian\\_needs\\_overview\\_1.pdf](https://reliefweb.int/sites/reliefweb.int/files/resources/afg_2018_humanitarian_needs_overview_1.pdf)
13. Ibid.
14. UNOCHA, *Afghanistan Refugee and Returnee* (see note 11).
15. UNOCHA, *Humanitarian Needs* (see note 12).
16. Ibid.
17. International Organization for Migration (IOM), *Displacement Tracking Matrix (DTM) Afghanistan*. "Baseline Mobility Assessment: Summary Results." June 2017. [https://displacement.iom.int/system/tdf/reports/Afghanistan-Baseline-Mobility-Assessment-Summary-Results-March-2018-English\\_0.pdf?file=1&type=node&cid=4109](https://displacement.iom.int/system/tdf/reports/Afghanistan-Baseline-Mobility-Assessment-Summary-Results-March-2018-English_0.pdf?file=1&type=node&cid=4109)
18. Wiik, Christine. *Afghanistan Gender & Shelter Review*. Norwegian Refugee Council, 2017. [https://www.nrc.no/globalassets/pdf/reports/nrc-gender\\_and\\_shelter-rev-screen-030517.pdf](https://www.nrc.no/globalassets/pdf/reports/nrc-gender_and_shelter-rev-screen-030517.pdf)
19. UNOCHA, *Humanitarian Needs* (see note 12).
20. Abdul Qadir Sediqi. "Afghan schools hit as militants seek soft targets." Reuters. August 16, 2018. <https://www.reuters.com/article/us-afghanistan-attack-schools-idUSKBN1L10XI>
21. UNOCHA, *Humanitarian Needs* (see note 12).



# APPENDICES

## APPENDIX 1: DETAILED METHODOLOGY

### 1.1 INTRODUCTION

The Asia Foundation's 2018 *Survey of the Afghan Returnees* is a quantitative survey that studies the needs and challenges, as well as the resources and opportunities, for those who have returned to Afghanistan from other countries. It also studies the attitudes of the host communities where returnees had settled upon their return, and conflict and cooperation between returnees and their host communities. The Afghan Center for Socio-Economic and Opinion Research (ACSOR) conducted fieldwork for this project, and Sayara Research led the independent third-party verification of the central training, provincial trainings and the fieldwork of the interviewing teams.

Roughly half of those interviewed (n=3,988) were returnees who had returned to Afghanistan from abroad within the last five years, and the other half (n=4,001) were members of host communities (defined as persons who had been living in Afghanistan continually longer than five years). The total sample size was n=7,989. Two different questionnaires were designed, one for the returnee sample and one for the host community sample. Within each sampling point, an interviewer would conduct five interviews with returnees using the returnee questionnaire, while another interviewer would start from a different location within the same settlement and conduct five interviews with host community members using the host community member questionnaire. Thus, a total of 10 interviews were conducted in each sampling point.

The Survey was conducted in the provinces of Kabul, Balkh, Kandahar, Nangarhar, and Herat. For sampling, a frame of settlements from the International Organization for Migration (IOM) was used. Because the frame had estimates of the returnee population within each settlement on the list, the returnee sample is therefore a PPS (Population Proportional to Size) sample within each province based on the number of returnees in each settlement. Findings can be taken as representative of returnees and host communities where said returnees live in the provinces where the survey was fielded. However, because of the nature of the sample, the survey findings are not projectable onto the national returnee or host community populations.

In total, a national sample of 7,989 Afghan citizens was surveyed face-to-face across the five provinces included in the study. All households were selected by random walk, and respondents were selected through a combination of screener questions and Kish grid among eligible household members. Respondents were 18 years and older: returnees had to have returned to Afghanistan within the past five years, and host community respondents had to know at least one returnee personally. Because of accessibility challenges, the final sample was 53% male and 47% female. The final sample consisted

of 29% urban households and 71% rural households in the unweighted sample. Interviews with the returnee sample ranged from 20 to 58 minutes with the average interview taking 36 minutes. Interviews with the host sample ranged from 20 to 55 minutes with the average interview taking 33 minutes.

## 1.2 QUESTIONNAIRE DESIGN

Two versions of a questionnaire were developed, one for the returnee sample and one for the host community sample. The two versions share common management and demographic sections, but different substantive questions, owing to the differing research goals in surveying each target population. Questions were reviewed in order to ensure that questions met international standards, which included ensuring that questions are not double-barreled or overly complex, do not contain double negatives, are not threatening or leading, and that response scales match question wording. In total, the questionnaire went through nine iterations before being approved for translation.

### ACSOR STANDARD PRACTICES COUNTS QUESTIONS IN THAT:

- (1) Each item in battery equals a third of a question
- (2) A question preceding a question with the same response option is counted as a third of a question
- (3) All open-ended questions are considered one full question,

Using this method, the survey consisted of 18 demographic questions and 29 survey management and quality control questions. The returnee version consisted of 90 substantive questions and the host community version consisted of 46 questions. The returnee questionnaire also included a household roster which asked about the income and employment of each male or female household member, which contributes to its longer length. Due to extensive filtering, no respondent was asked all questions in either survey.

## 1.3 SAMPLE DESIGN

The sample was allocated disproportionately by province and was drawn using a Population Proportional to Size (PPS) sample of the returnee population. ACSOR used returnee population lists compiled by the International Office for Migration (IOM). The IOM releases population estimates by settlement roughly quarterly. The sample was drawn using the Summer 2018 figures.

## SAMPLING METHODOLOGY

Target Population:	Afghan returnees and host community members in urban and rural areas of 5 provinces (Kabul, Nangarhar, Herat, Kandahar, and Balkh) ages 18+
Target Sample:	8,000 total Afghan adults in 5 provinces Returnee Sample: 4,000 Afghan adults in 5 provinces Host Community Sample: 4,000 Afghan adults in target districts of 5 provinces
Achieved Sample:	7,989 Afghan adults in 5 provinces (main sample) Returnee Sample: 3,988 Afghan adults in 5 provinces Host Community Sample: 4,001 Afghan adults in target districts of 5 provinces

**Step 1:** For the main sample, a base sample was first stratified disproportionately by province based on client specifications, desired margin of error and power estimates, and a desire for equal sample size by province to optimize comparisons between provinces. A total of 800 interviews (400 returnee and 400 host community) were allocated to each province.

**Step 2:** Because the IOM frame lacked urban/rural designations, the sample was not stratified by urban/rural status. It was drawn as a simple probability proportional to size (PPS) systematic sample based on the returnee population present in each settlement per the frame. Settlement is the Primary Sampling Unit (PSU) for this survey. The urban/rural designations present in the achieved sampling plan, and subsequently in the data set, were assigned based on comparison of the IOM frame with information available from the National Statistics Information Authority (NSIA [formerly Central Statistics Office]), as well as observation and local knowledge for villages, settlements, and camps not in the NSIA frame. This approach differs from the Survey of the Afghan People, where District is the PSU: the reason for this is that population counts of returnees at the settlement level are available from the IOM sample frame, but we only have accurate population data at the district level for the national population.

Each selected sampling point included five returnee interviews and five host community interviews to maximize comparability between the two samples. This also meant that each version of the survey could use the same sampling plan. Two interviewers worked in each sampling point, one interviewing returnees using the returnee questionnaire and the other interviewing host community members using the host community questionnaire.

In compliance with Afghan culture, interviewing is gender-specific with female interviewers interviewing only females and males interviewing only males.

Prior to fieldwork, field team managers and provincial supervisors reviewed the sampling plan for inaccessible sampling points, and then sent the list back to D3 so that replacements could be selected.

The efficient and current frame from the IOM allowed D3/ACSOR to replace the points in an informed manner. D3 Statisticians selected replacement sampling points based on proximity to the original replaced sampling point using GPS coordinates. Due to the nature of the sampling frame, D3/ACSOR only provided replacements for sampling points that were inaccessible in the initial draw, rather than providing full replicate sample draws. D3 provided three replacement villages for each inaccessible sampling point. Field supervisors then determined which of those three were accessible, and selected a replacement sampling point from fieldwork from among the accessible replacement points.

Where possible, inaccessible female sampling points were replaced with accessible female ones. In districts that were accessible to male interviewers but not to female ones, inaccessible female sampling points had to be replaced with male ones, resulting in a slightly more male-heavy sample.

During fieldwork, seven sampling points were replaced: six were replaced because no returnees at all were found there, and one was replaced because it was under Taliban control, and the field team had not been aware of this during the earlier phases. These were again replaced in an informed manner using proximity based on GPS coordinates: in each case, D3 statisticians selected a list of six potential replacements for each sampling point where no returnees were found, and the field team randomly selected a replacement sampling point from among these.

**Step 3:** Field managers then used maps generated from several sources to select starting points within each PSU. In both rural and urban areas, two starting points were selected within each sampling point to begin random walks to select households, one for returnees and one for the host community.

In rural areas, we use a system that requires interviewers to start in one of five randomly selected locations (Northern, Southern, Eastern, or Western edges of the rural settlement and Center).

In urban areas, because it is more difficult to differentiate neighborhood borders, a random location (Northern, Southern, Eastern, Western, or Center) is provided to the interviewer, and they are to start from an identifiable landmark in the vicinity (ex: school, mosque, etc.)

**Step 4:** To bolster the randomization process, each sampling point was also randomly assigned a different first contacted house, either the first, second, or third house the interviewer arrived at following the start of the random walk. The household start number was assigned randomly for both the returnee and host community starting point. After approaching the first contacted house, the interviewer then followed a set interval to select all other households for inclusion in the sample. For example, selecting every third house on the right in rural areas and every fifth house on the right in urban areas.

**Step 6:** After selecting a household, interviewers were instructed to utilize a combination of a Kish grid and screener questions to select an appropriate target respondent<sup>1</sup> within the household.

---

<sup>1</sup> Interviewers are not allowed to substitute an alternate member of a household for the respondent selected by the Kish grid and screener questions. If the respondent refused to participate or was not available after callbacks, then the interviewer must move on to the next household according to the random route.

For the returnee sample, the first screener question asked if the household had any returnees in it (defined as persons who have returned to Afghanistan within the last 5 years after living in another country). Internally displaced persons were included as returnees only if they had also returned to Afghanistan from another country within the past 5 years. If the household had at least one returnee, the interviewer then asked for consent to continue the screening and conduct the interview. If consent was given, the interviewer then asked how many returnees were in the household. If the household contained only one returnee, the interviewer would then conduct the interview with that person. If the household contained more than one returnee of the appropriate age and gender, the interviewer would then administer the Kish grid to select among the eligible returnees within the household.

For the host community sample, the interviewer would first administer the Kish grid to randomly select a household member. He or she would then ask two screener questions to determine their eligibility: the first asked whether or not they were a returnee according to the study's definition (if so, they were ineligible to take the host community study, so the interview would be terminated and the interviewer would proceed to the next household), and then if they personally knew or had known anyone who had returned to Afghanistan from another country in the past 5 years to resettle or work in their neighborhood. If they knew or had known at least one returnee, the interviewer could then proceed with the interview. This was done to determine that, as per the Asia Foundation's research objectives, the host community sample included only persons within the host communities who personally knew returnees but were not returnees themselves.

## WEIGHTING & POST STRATIFICATION

Four weights, two for the returnee sample and two for the host community sample, were created for *A Survey of the Afghan Returnees*.

### Returnees Dataset

Weighting was created for the *Survey of the Afghan Returnees* Wave 1:

**PoststratWeight:** The overall weight is composed of a base weight post-stratified by Province sample size by Urban/Rural status, and scaled back down to the sample size.

The base weight, also referred to as the probability of selection weight or design weight, is computed simply as the inverse of the probability of selection for each respondent. However, a few assumptions are made in the sampling design that results in treating the sample as approximately EPSEM (equal probability of selection method).

Assumptions are as follows:

The random route procedure is equivalent to a SRS of households and respondents. Household enumeration is too time-consuming, cost-prohibitive, and dangerous to be completed in Afghanistan.

Random route and Kish grid procedures are used instead for respondent selection. We assume that these procedures are equivalent to performing a SRS of households and respondents at the settlement level.

A fully EPSEM method results in a self-weighting design, or rescaled base weights of 1. However, base weights are still needed to correct for any disproportionate stratification that may be the result of oversampling, rounding for the cluster design, or removal of interviews due to quality control.

The base weights are thus computed as follows:

$$B_i = \left(\frac{n_i}{N_i}\right)^{-1}$$

$B_i$  = probability of selection for a respondent

$w_i$  = base weight for respondents

$n_i$  = sample size in strata  $i$

$N_i$  = total population in strata  $i$

A post-stratification adjustment was performed on the resulting adjusted base weight to match the target population's distribution by urban and rural in each province. This target was calculated by taking the proposed sample size for each province (800) and splitting it into an urban and rural share. The population totals represent the sum of total returnees in the IOM Baseline Mobility Assessment Settlement Data (March 2018). Urbanicity was determined by reviewing each village and determining if it is in an urban district or a rural district according to the 2018 Afghanistan population estimates.

**TABLE 1: POPULATION BY PROVINCE AND TARGETS FOR WEIGHTING**

Province	Urbanicity	Population	% by Province	% of Sample by Province	Target
Balkh	Rural	293136	94.49%	755.9386504	18.90%
Balkh	Urban	17086	5.51%	44.06134961	1.10%
Herat	Rural	105611	66.48%	531.8711757	13.30%
Herat	Urban	53241	33.52%	268.1288243	6.70%
Kabul	Rural	600432	56.16%	449.3023987	11.23%
Kabul	Urban	468660	43.84%	350.6976013	8.77%
Kandahar	Rural	158591	66.49%	531.8811416	13.30%
Kandahar	Urban	79945	33.51%	268.1188584	6.70%
Nangarhar	Rural	2215443	90.29%	722.2805483	18.06%
Nangarhar	Urban	238388	9.71%	77.71945175	1.94%

The resulting targets produce a weight which will maintain the uniform stratification by province while



weighting the sample to urban rural share within each province. This weight will allow for maximum power when statistics between provinces.

The final step is to take the weight and scale it to the sample size,  $n=3,988$ :

$$W_{\text{Final\_scaled}} = w_i^{\text{FinalWgt}} * [n / \sum w_i^{\text{FinalWgt}}]$$

## HOST COMMUNITY DATASET

The host community dataset is weighted in the same manner as the returnee dataset. It must be noted that there are no population figures for the population which was sampled from for the host community. The central statistics office of Afghanistan does not release accurate figures for village populations. As a result, the population of total returnees is used as a proxy for the population of the host community. The assumption being that the ratio between returnees and host communities does not vary between villages.

Aside from the above assumption the host community weights follow the description stated above.

## MARGIN OF ERROR AND DESIGN EFFECT

The added variance from a multi-stage stratified cluster design can be estimated via a design effect estimates for the survey's variables, and in turn, used to estimate the complex margin of sampling error. Design effect estimates provided in this section account for both the complex sample design, as well as the weights.

For the returnee sample, assuming simple random sample with  $n=3,988$ ,  $p=.5$ , at the 95% CI level, the margin of error for the survey is 1.55%. However, when accounting for the complex design through the design effect estimate of 1.9,  $p=.5$  at the 95% CI level, the complex margin of error (MOE) is 2.14%.

For the host community sample, assuming simple random sample with  $n=4,001$ ,  $p=.5$ , at the 95% CI level, the margin of error for the survey is 1.55%. However, when accounting for the complex design through the design effect estimate of 1.8,  $p=.5$  at the 95% CI level, the complex margin of error (MOE) is 2.08%.

### 1.4 FIELD IMPLEMENTATION

#### FIELD TEAM

A description of the field team composition by gender and experience is listed in Table 2. The number of supervisors and male and female interviewers by province appears in Table 3.

**TABLE 2: DESCRIPTION OF FIELD TEAM BY GENDER AND EXPERIENCE LEVEL**

	Female	Male	Total
Number of female/male interviewers	130	158	288
Number of interviewers previously used in ACSOR project	130	157	287
Number of interviewers new to a ACSOR project	0	1	1

**TABLE 3: DESCRIPTION OF FIELD TEAM AND GENDER OF INTERVIEWERS BY PROVINCE**

	Number of Supervisors	Number of Female Interviewers	Number of Male Interviewers	Total Number of Interviewers
Kabul	1	38	45	83
Nangarhar	1	26	38	64
Balkh	1	28	27	55
Herat	1	20	22	42
Kandahar	1	18	26	44
Total	5	130	158	288

## TRAINING

The central training for provincial supervisors was held in Kabul on October 23 and was led by ACSOR project managers. Dr. Tabasum Akseer of the Asia Foundation also attended the training.

Topics that were covered during the training include:

1. Background and purpose of the project, and the reason for the two samples and different questionnaires
2. Definitions of returnees and host community members
3. Correct use of the contact sheet to record the result of all contact attempts
4. Selection of two starting points within the same settlement: one for returnees and one for host community members

5. Proper household and respondent selection, including random walk procedure to select households, and correct use of screener questions and Kish grid to select respondents.
6. Full review of the questionnaire content for both questionnaires.
7. Proper recording of questions.
8. Appropriate interviewing techniques.
9. Mock interviews were conducted to get a better understanding of the logic and concept of the questions.
10. Validation protocols
11. Back-check and quality control procedures
12. GPS coordinates and devices

Provincial supervisors were tested to confirm their understanding of correct procedure for Random Walk, the Contact Sheet, and Kish Grid. Following the Kabul training, provincial trainings were led by the supervisors in their respective provinces. Third-party monitors attended the trainings in order to ensure that trainings met the standards of The Asia Foundation and ACSOR.

The supervisors then returned to their respective provinces and held the interviewer trainings. All provincial trainings were observed by Sayara Research, a third-party validator.

**TABLE 4: PROVINCIAL TRAINING SCHEDULE**

Province	Date	Location
Kabul	October 24-25	Kabul
Nangarhar	October 25-26	Jalalabad
Balkh	October 25-26	Mazar-e-Sharif
Herat	October 25-26	Herat City
Kandahar	October 25-26	Kandahar City

## VILLAGE REPLACEMENTS

Settlements were selected by PPS of the returnee population within each province. Prior to fieldwork, field team managers and provincial supervisors reviewed the list of villages in the sampling plan for inaccessible sampling points, and then sent the list back to D3 so that replacements could be selected. In most cases, inaccessibility was due to security.

The efficient and current frame from the IOM allowed D3/ACSOR to replace the points in an informed manner. D3 Statisticians selected replacement sampling points based on proximity to the original

replaced sampling point using GPS coordinates. Due to the nature of the sampling frame, D3/ACSOR only provided replacements for sampling points that were inaccessible in the initial draw, rather than providing full replicate sample draws. D3 provided three replacement villages for each inaccessible sampling point. ACSOR supervisors then determined which of those three were accessible, and selected a replacement sampling point from fieldwork from among the accessible replacement points.

During fieldwork, seven sampling points were replaced: six were replaced because no returnees at all were found there, and one was replaced because it was under Taliban control, and the field team had not been aware of this during the earlier phases. These were again replaced in an informed manner using proximity based on GPS coordinates: in each case, D3 statisticians selected a list of six potential replacements for each sampling point where no returnees were found, and the field team randomly selected a replacement sampling point from among these.

**TABLE 5: VILLAGE REPLACEMENTS**

Reason	Main Draw		
	Number	Percentage of Replaced Sampling Points	Percentage of Total Sampling Points
Security Issues/Taliban/IS	75	88.2%	9.1%
Accessibility/Weather	4	4.7%	0.5%
No Returnees Found in Village	6	7.1%	0.7%
TOTAL	85	100.0%	10.4%

In total, 10.4% of sampling points were replaced at some stage of the sampling process: 10.0% of male sampling points (43 out of 430) were replaced, compared with 10.8% of female sampling points (42 out of 390). Table 6 compares the reasons for replacement for male and female sampling points in the first sample draw.

**TABLE 6: REPLACED SAMPLING POINTS BY GENDER**

Reason	Replaced Male Sampling Points - First Sample Draw		Replaced Female Sampling Points - First Sample Draw	
	Number	Percent	Number	Percent
Security Issues/Taliban	39	90.7%	36	85.7%
Accessibility/Weather	1	2.3%	3	7.1%

No Returnees Found in Village	3	7.0%	3	7.1%
TOTAL	43	100.0%	42	100.0%

## CONTACT PROCEDURES

After selecting a household, interviewers were instructed to utilize a combination of screener questions and Kish grid for randomizing the target respondent within the household. Members of the household were listed with their names and age in descending order. The Kish grid provides a random selection criteria based on which visit the household represents in his or her random-walk and the number of inhabitants living in the household. Column numbers in the Kish grid that accompanies the questionnaire are pre-coded in order to help prevent fraud or convenience selection based on available people.

For the returnee sample, the first screener question asked if the household has any returnees in it (defined as persons who have returned to Afghanistan within the last 5 years after living in another country). If the household had at least one returnee, the interviewer then asked for consent to continue the screening and conduct the interview. If consent was given, the interviewer then asked how many returnees were in the household. If the household contained only one returnee, the interviewer would then conduct the interview with that person. If the household contained more than one returnee of the appropriate age and gender, the interviewer would then administer the Kish grid to select among the eligible returnees within the household.

For the host community sample, the interviewer would first administer the Kish grid to randomly select a household member. He or she would then ask two screener questions to determine their eligibility: the first asked whether or not they were a returnee (the interview was terminated and the interviewer was to proceed to the next household in the case of an affirmative response), and then if they personally knew or had known anyone who had returned to Afghanistan from another country in the past 5 years to resettle or work in their neighborhood. If they knew or had known at least one returnee, the interviewer could then proceed with the interview. This was done to determine that, as per the Asia Foundation's research objectives, the host community sample included only persons within the host communities who personally knew returnees but were not returnees themselves.

Under no circumstances were interviewers allowed to substitute an alternate member of a household for the selected respondent. If the respondent refused to participate or was not available after three call-backs, the interviewer then moved on to the next household according to the random walk.

As with most projects, interviewers were required to make two call-backs before replacing the household. These call-backs are made at different times of the same day or on different days of the field period, in order to provide a broader schedule in which to engage the respondent. Due to security-related concerns, the field force has had difficulty meeting the requirement of two call-backs prior to substitution, particularly in many rural areas.

In the returnee survey, while interviewers were able to complete some call-backs, the majority of the interviews were completed on the first attempt:

- First contact 99.0%
- Second contact 0.7%
- Third contact 0.3%

In the host community sample, the vast majority of interviews were also completed on the first attempt:

- First contact 98.9%
- Second contact 0.8%
- Third contact 0.3%

Due to the high rate of unemployment, and choosing the appropriate time of day for interviewing, completion on the first attempt is common in Afghanistan.

## SAMPLE DISPOSITION

The American Association for Public Opinion Research (AAPOR) publishes four different types of rate calculations used in AAPOR reporting (response rates, contact rates, cooperation rates, and refusal rates). ACSOR Surveys use AAPOR's Response Rate 3, Cooperation Rate 3, Refusal Rate 2, and Contact Rate 2 as their standards.

Acronyms used in the formulas;

I	=	Complete Interview
P	=	Partial Interview
R	=	Refusal and break-off
NC	=	Non-contact
O	=	Other
UH	=	Unknown if household/occupied household unit
UO	=	Unknown, other
e	=	Estimated proportion of cases of unknown eligibility that are eligible

$$\text{Response Rate 3} = \frac{I}{(I + P) + (R + NC + O) + \epsilon(UH + UO)}$$

$$\text{Cooperation Rate 3} = \frac{I}{(I + P) + R}$$

$$\text{Refusal Rate 2} = \frac{R}{(I + P) + (R + NC + O) + \epsilon(UH + UO)}$$

$$\text{Contact Rate 2} = \frac{(I + P) + R + O}{(I + P) + R + O + NC + \epsilon(UH + UO)}$$

## 1.5 QUALITY CONTROL

### FIELD LEVEL

Five supervisors observed interviewer's work during field. Approximately 36% of the interviews were subject to some form of back-check.

#### Counting both samples, the back-checks consisted of:

- Direct observation during the interview (309 interviews, 3.9%),
- A return visit to the residence where an interview took place by the supervisor (1,686 interviews, 21.1%), or
- Quality control by an external validator (905 interviews, 11.3%).

The Survey of Afghan Returnees included third-party validation. ACSOR supervisors provided the fieldwork schedule to the validation team following the training briefings. Asia Foundation personnel also participated in validation for some sampling points. Validators and/or Asia Foundation personnel met with ACSOR interviewers during the field period and observed fieldwork to verify the correct administration of the survey, including of the starting point, the random walk, and the use of the Kish grid to select respondents in 94 sampling points. They also conducted back-checks of selected interviews.

### GPS COORDINATES

In order to improve accuracy and verify fieldwork, interviewers collected GPS data using phones in 808

out of 820 (99%) of sampling points. Due to security concerns, interviewers were not able to collect GPS coordinates in every sampling point. As an extra level of verification, GPS coordinates are then compared against the GPS coordinates of villages from the IOM frame. For this study, the median distance from the selected villages was 1.48 km.

## CODING, DATA ENTRY, AND DATA CLEANING

When the questionnaires are returned to the ACSOR central office in Kabul they are sorted and open-end questions are coded by a team of coders familiar with international standards for creating typologies for codes. During data entry, fifteen cases were removed from the returnee sample because of missing or misprinted pages.

The questionnaires are then sent for data entry. ACSOR key-punches all questionnaires on-site to protect the data and closely control the quality of the data entry process. During this process, the keypunching team utilizes logic checks and verifies any errors inadvertently committed by interviewers.

Following the data cleaning process and logic checks of the dataset, a program called Hunter searches for additional patterns and duplicates that may indicate that an interview was not properly conducted by an interviewer.

The Hunter program includes three tests:

1. Equality test – compares interviews for similarities, grouped by interviewer, within sampling point, province, or any other variable. Typically, interviews with an interviewer average of 90% or higher are flagged for further investigation.
2. Non-response test – determines the percentage of ‘Don’t Knows’ and refusals for each interviewer’s cases. Typically, interviews with 40% or higher DK responses are flagged for further investigation.
3. Duplicates test – compares cases across all interviewers and respondents to check for similarity rates. This test will flag any pair of interviews that are similar to each other. Typically, any cases that have a similarity of 95% or higher are flagged for further investigation.

Any interview that does not pass Hunter is pulled out for additional screening. If the interview does not pass screening, it is removed from the final database before delivery.

For the returnee survey, 22 cases were deleted from the data set for having over 95% similarities in responses to another interview (i.e., failing the duplicates test). For the host community survey, 10 cases were deleted for having high overall similarity to other cases done by the same interviewer (i.e., failing the equality test), 47 cases were deleted from the data set for having over 90% similarities in responses to another interview (i.e., failing the duplicates test), and one was deleted from the data set for having high non-response (over 40% “don’t know” or “refused”).



## DOUBLE ENTRY

During the data entry process, as entry of questionnaires was completed, 20.1% of all questionnaires from the returnee sample (820 out of 4,086) and 20.0% from the host community sample (820 out of 4,100) were randomly selected by data entry managers. These questionnaires were then given to a different team for re-entry. Data results from this independent entry were then compared to the primary data set. Discrepancies and errors were identified by data coders. Key-punchers with high error rates are disciplined and provided with additional training. For all errors, questionnaires were then reviewed, and the correct data is included in the final data set. The error rate for data entry for the returnee sample was 0.06%, while the error rate for the host community sample was 0.10%. These rates are comparably low and acceptable for quality control standards.

## REVIEW AND CLEANING

A full review of the data set was conducted, including analyzing the data for irregularities and data processing errors. To achieve this, the statistical software packages SPSS and R were used to:

1. Identify incorrect coding
2. Verify filtering instructions were followed correctly
3. Address any logical inconsistencies
4. Identify outliers in the data
5. List questionnaires and interviewers for further review.

An additional series of logic checks to test data for interviewer error, logical consistency, and detect any possible patterns of falsification or poor performance.

Based on the results of these tests, an additional 75 cases were removed from the returnee data set and 40 were removed from the host community data set for failing multiple logic tests across multiple interviews, particularly in areas where field validation noted suspected problems with fieldwork. If an interviewer was flagged multiple times, all interviews conducted by this interviewer were then removed from the data.

In total, 2.6% of all successful interviews (those in the initial data file prior to quality control) were removed at some stage of the quality control process.

**TABLE 7: SUMMARY OF REMOVED CASES**

	<b>n-size at each stage of QC</b>	<b>Total Removed</b>	<b>Percentage Removed at Each Stage</b>
Total Successful Interviews	8,199	--	NA
n-size post-ACSOR QC	8,104	95	1.2%
n-size post-Asia Foundation QC	7,989	115	1.4%



## APPENDIX 2: RETURNEE QUESTIONNAIRE

### SCREENING QUESTIONS

**S-1.** *Have you or a member of your household returned to Afghanistan in the past 5 years after migrating to or living in another country?*

1. Yes	[Go to S-2]
2. No	[End interview and go to next household]
98. Refused	[End interview and go to next household]
99. Don't know	[End interview and go to next household]

**S-2.** *[Ask if 1 in S1] We are conducting a survey to learn more about the views, skills, and needs of people who have returned to Afghanistan. Your household's input will be very helpful. Can we interview you or the household member who is a returnee?*

1. Yes	[Go to S-3]
2. No	[End interview and go to next household]
98. Refused	[End interview and go to next household]
99. Don't know	[End interview and go to next household]

**S-3.** *[Ask if 1 in S2] How many people in this household have returned to Afghanistan from another country in the past 5 years?*

*Write number: \_\_\_\_\_*

[If 1, ask to speak with that person. If greater than 1, go to Kish grid in S-4]	
1. Yes	[Go to S-3]
2. No	[End interview and go to next household]
98. Refused	[End interview and go to next household]
99. Don't know	[End interview and go to next household]

**S-4.** *(If more than 1 returnee in household at S-3) Please use the Kish below only for returnee household members. DO NOT INCLUDE ANYONE WHO HAS NOT RETURNED IN THE LAST 5 YEARS IN THE KISH GRID:*

	Pre-Selected Number									
HH Members	1	2	3	4	5	6	7	8	9	10

	1	1	1	1	1	1	1	1	1	1	1
	2	2	1	2	1	2	1	2	1	2	1
	3	1	2	3	1	2	3	1	2	3	1
	4	3	2	1	4	3	2	1	4	3	2
	5	1	2	3	4	5	1	2	3	4	5
	6	4	3	2	1	6	5	4	3	2	1
	7	1	2	3	4	5	6	7	1	2	3
	8	5	4	3	2	1	8	7	6	5	4

**Proceed with questionnaire with respondent selected in S-3 or S-4**

## SECTION 1: INTRODUCTION AND MIGRATION

<p>Q-1a. In which countries have you lived outside of Afghanistan at any time during the past 26 years? For reference, 26 years ago was the fall of Dr. Najibullah's government and the start of mujahedeen government. If you left Afghanistan before then but remained living abroad during any portion of that time, please count it.</p>	<p>Q-1b. How long in years did you live in this country? <b>(Write number of years. If less than one year, write 1).</b></p>
<p>1. First mention: _____</p> <p>98. Refused (vol.) 99. Don't know (vol.)</p>	<p>1. First mention: _____</p> <p>98. Refused (vol.) 99. Don't know (vol.)</p>
<p>2. Second mention: _____</p> <p>98. Refused (vol.) 99. Don't know (vol.)</p>	<p>2. Second mention: _____</p> <p>98. Refused (vol.) 99. Don't know (vol.)</p>
<p>3. Third mention: _____</p> <p>98. Refused (vol.) 99. Don't know (vol.)</p>	<p>3. Third mention: _____</p> <p>98. Refused (vol.) 99. Don't know (vol.)</p>
<p>4. Fourth mention: _____</p> <p>98. Refused (vol.) 99. Don't know (vol.)</p>	<p>5. Fifth mention: _____</p> <p>98. Refused (vol.) 99. Don't know (vol.)</p>
<p>5. Fifth mention: _____</p> <p>98. Refused (vol.) 99. Don't know (vol.)</p>	<p>5. Fifth mention: _____</p> <p>98. Refused (vol.) 99. Don't know (vol.)</p>

**Q-2.** *In which month and year did you return to Afghanistan? If you have returned multiple times, please list the date of your most recent return only.*

Q2a. Month				
	1. Hamal	4. Saratan	7. Mizan	10. Jaddi
	2. Sawr	5. Asad	8. Aqrab	11. Dal'w
	3. Jawza	6. Sonbola	9. Qaws	12. Hoot
	98. Refused 99. Don't know			

**Q2b.** *Year:* \_\_\_\_\_

*9998. Refused (vol.)*

*9999. Don't know (vol.)*

**Q2c.** *Why did you return? (Open-ended with pre-codes, DO NOT READ OUT)*

**Q2c\_1.** *First response:* \_\_\_\_\_

**Q2c\_2.** *Second response:* \_\_\_\_\_

[ACSOR add pre codes if necessary]
1. Poor security conditions in the host country
2. Economic conditions in the host country
3. Unemployment in host country
4. Family reunification
5. Could not get visa/permanent residency in host country
6. Deported/forcibly removed from host country
7. People of the host country were unwelcoming
8. Security situation in Afghanistan improved
9. Economic conditions in Afghanistan improved
98. Ref. (vol.)
99. Don't know (vol.)

**Q-3.** *After returning, did you live in any other place inside Afghanistan for more than 3 months, before living in your current place of residence?*

1. Yes	<b>Go to Q4</b>
2. No	<b>Skip to Q6</b>
98. Refused (vol.)	<b>Skip to Q6</b>

99. Don't Know (vol.)	<b>Skip to Q6</b>
-----------------------	-------------------

**Q-4.** [Ask if yes in Q-3] In which city/district and province did you live?

**Q4a.** District/Town/city Name: \_\_\_\_\_

97. Not Asked

98. Refused (vol.)

99. Don't Know (vol.)

**Q4b.** Province: \_\_\_\_\_

1. Kabul	10. Nangarhar	19. Samangan	28. Kandahar
2. Kapisa	11. Laghman	20. Jawzjan	29. Zabul
3. Parwan	12. Kunar	21. Sar-e-Pul	30. Uruzgan
4. Wardak	13. Nuristan	22. Faryab	31. Ghor
5. Logar	14. Badakhshan	23. Badghis	32. Bamyán
6. Ghazni	15. Takhar	24. Herat	33. Panjshir
7. Paktia	16. Baghlan	25. Farah	34. Daikundi
8. Paktika	17. Kunduz	26. Nimroz	
9. Khost	18. Balkh	27. Helmand	
97. Not Asked 98. Refused (vol.) 99. Don't Know (vol.)			

**Q-5.** [Ask if yes at Q-3] when did you move to that place?

<b>Q2a. Month</b>				
	1. Hamal	4. Saratan	7. Mizan	10. Jaddi
	2. Sawr	5. Asad	8. Aqrab	11. Dal'w
	3. Jawza	6. Sonbola	9. Qaws	12. Hoot
	97. Not Asked 98. Refused 99. Don't know			

**Q5b.** Year: \_\_\_\_\_

9997. Not Asked

9998. Refused (vol.)

9999. Don't know (vol.)

**Q-6. (Ask All) Why did you decide to move to the place you are living now instead of some other place in Afghanistan? (Open-ended with precodes, DO NOT READ OUT)**

Write Response: \_\_\_\_\_

Pre-codes:

1. Better job opportunities here
2. Better services available here
3. To be around people of the same ethnicity
4. To be around people who speak the same language
5. Staying/living with family
6. Better access to electricity
7. Better access to clean water
8. Better quality of housing
9. Quality of transportation here
10. Better security here
96. Other (Specify): _____
98. Refused (vol.)
99. Don't know (vol.)

**Q-7. Over the next year, do you plan to settle here in your current district or city, or do you want to move somewhere else?**

1. Settle here in this district/city	[Skip to Q-11]
2. Move somewhere else.	[Go to Q-8]
98. Refused (vol.)	[Skip to Q-11]
99. Don't know (vol.)	[Skip to Q-11]

**Q-8. [Ask if code 2 at Q-7] You mentioned you want to move elsewhere. Where do you want to move?**

Write Response: \_\_\_\_\_

97. Not Asked	
98. Refused (vol.)	[Skip to Q-11]
99. Don't know (vol.)	[Skip to Q-11]

**Q-9. [Ask if code 2 at Q-7] Why do you want to move there? (DO NOT READ OUT)**

**Q-9a. First response:** \_\_\_\_\_

**Q-9b. Second response:** \_\_\_\_\_

[ACSOR add codes as needed]
1. Better security situation
2. Better employment opportunities
3. Better standard of living
4. Be with people of the same ethnicity
5. Be around people who speak the same language
6. For education
7. To stay with family/friends
8. Sightseeing/vacation
9. Better environmental conditions
10. Better access to electricity
11. Better access to clean water
12. Better transportation
97. Not Asked 98. Refused (vol.) 99. Don't know (vol.)

**Q-10.** *[Ask if code 2 at Q-7] Would you want to move with your family, or alone?*

1. Alone
2. With family
96. Other (vol): _____ 97. Not Asked 98. Refused (vol.) 99. Don't Know (vol.)

## SECTION 2: ECONOMY

**Q-11.** *[Ask All] Now I need to ask some questions about the members of your household who currently work or used to work. Please tell us how they are related to you and their age, as well as their profession and whether they contribute to your household income at present. (Record information for up to 10 household members. If respondents are unwilling to provide information about HH members of the same sex as the respondent)*



	<b>Q-11a.</b> Relationship to respondent	<b>Q-11b.</b> Current Age (If not known, please estimate)	<b>Q-11c.</b> Gender	<b>Q-11d.</b> Has this person returned to Afghanistan from another country in the last five years?	<b>Q-11e (if yes at Q-11d).</b> Professions that generated money abroad (list first two mentioned)	<b>Q-11f.</b> Professions that generate money Now	<b>Q-11g. [if offered response in Q-11f]</b> Current monthly income (in Afs)
1	01 SELF	_____ 98. Ref (vol.)	1. Male 2. Female 98. Ref (vol.)	1. Yes 2. No 98. Ref (vol.) 99. DK (vol.)	a. _____ 97. Not Asked 98. Ref (vol) 99. DK (vol)  b. _____ 97. Not Asked 98. Ref (vol) 99. DK (vol)	a. _____ 98. Ref (vol) 99. DK (vol)  b. _____ 98. Ref (vol) 99. DK (vol)	_____ 98. Ref (vol) 99. DK (vol)
2		_____ 98. Ref (vol.)	1. Male 2. Female 98. Ref (vol.)	1. Yes 2. No 98. Ref (vol.) 99. DK (vol.)	a. _____ 97. Not Asked 98. Ref (vol) 99. DK (vol)  b. _____ 97. Not Asked 98. Ref (vol) 99. DK (vol)	a. _____ 98. Ref (vol) 99. DK (vol)  b. _____ 98. Ref (vol) 99. DK (vol)	_____ 98. Ref (vol) 99. DK (vol)
3		_____ 98. Ref (vol.)	1. Male 2. Female 98. Ref (vol.)	1. Yes 2. No 98. Ref (vol.) 99. DK (vol.)	a. _____ 97. Not Asked 98. Ref (vol) 99. DK (vol)  b. _____ 97. Not Asked 98. Ref (vol) 99. DK (vol)	a. _____ 98. Ref (vol) 99. DK (vol)  b. _____ 98. Ref (vol) 99. DK (vol)	_____ 98. Ref (vol) 99. DK (vol)

4		<p>— — — — — 98. Ref (vol.)</p>	<p>1. Male 2. Female  98. Ref (vol.)</p>	<p>1. Yes 2. No  98. Ref (vol.) 99. DK (vol.)</p>	<p>a. — — — — —  97. Not Asked 98. Ref (vol) 99. DK (vol)  b. — — — — —  97. Not Asked 98. Ref (vol) 99. DK (vol)</p>	<p>a. — — — — —  98. Ref (vol) 99. DK (vol)  b. — — — — —  98. Ref (vol) 99. DK (vol)</p>	<p>— — — — — 98. Ref (vol) 99. DK (vol)</p>
5		<p>— — — — — 98. Ref (vol.)</p>	<p>1. Male 2. Female  98. Ref (vol.)</p>	<p>1. Yes 2. No  98. Ref (vol.) 99. DK (vol.)</p>	<p>a. — — — — —  97. Not Asked 98. Ref (vol) 99. DK (vol)  b. — — — — —  97. Not Asked 98. Ref (vol) 99. DK (vol)</p>	<p>a. — — — — —  98. Ref (vol) 99. DK (vol)  b. — — — — —  98. Ref (vol) 99. DK (vol)</p>	<p>— — — — — 98. Ref (vol) 99. DK (vol)</p>
6		<p>— — — — — 98. Ref (vol.)</p>	<p>1. Male 2. Female  98. Ref (vol.)</p>	<p>1. Yes 2. No  98. Ref (vol.) 99. DK (vol.)</p>	<p>a. — — — — —  97. Not Asked 98. Ref (vol) 99. DK (vol)  b. — — — — —  97. Not Asked 98. Ref (vol) 99. DK (vol)</p>	<p>a. — — — — —  98. Ref (vol) 99. DK (vol)  b. — — — — —  98. Ref (vol) 99. DK (vol)</p>	<p>— — — — — 98. Ref (vol) 99. DK (vol)</p>

7		<p>— — — — —</p> <p>98. Ref (vol.)</p>	<p>1. Male 2. Female</p> <p>98. Ref (vol.)</p>	<p>1. Yes 2. No</p> <p>98. Ref (vol.) 99. DK (vol.)</p>	<p>a. — — — — —</p> <p>97. Not Asked 98. Ref (vol) 99. DK (vol)</p> <p>b. — — — — —</p> <p>97. Not Asked 98. Ref (vol) 99. DK (vol)</p>	<p>a. — — — — —</p> <p>98. Ref (vol) 99. DK (vol)</p> <p>b. — — — — —</p> <p>98. Ref (vol) 99. DK (vol)</p>	<p>— — — — —</p> <p>98. Ref (vol) 99. DK (vol)</p>
8		<p>— — — — —</p> <p>98. Ref (vol.)</p>	<p>1. Male 2. Female</p> <p>98. Ref (vol.)</p>	<p>1. Yes 2. No</p> <p>98. Ref (vol.) 99. DK (vol.)</p>	<p>a. — — — — —</p> <p>97. Not Asked 98. Ref (vol) 99. DK (vol)</p> <p>b. — — — — —</p> <p>97. Not Asked 98. Ref (vol) 99. DK (vol)</p>	<p>a. — — — — —</p> <p>98. Ref (vol) 99. DK (vol)</p> <p>b. — — — — —</p> <p>98. Ref (vol) 99. DK (vol)</p>	<p>— — — — —</p> <p>98. Ref (vol) 99. DK (vol)</p>
9		<p>— — — — —</p> <p>98. Ref (vol.)</p>	<p>1. Male 2. Female</p> <p>98. Ref (vol.)</p>	<p>1. Yes 2. No</p> <p>98. Ref (vol.) 99. DK (vol.)</p>	<p>a. — — — — —</p> <p>97. Not Asked 98. Ref (vol) 99. DK (vol)</p> <p>b. — — — — —</p> <p>97. Not Asked 98. Ref (vol) 99. DK (vol)</p>	<p>a. — — — — —</p> <p>98. Ref (vol) 99. DK (vol)</p> <p>b. — — — — —</p> <p>98. Ref (vol) 99. DK (vol)</p>	<p>— — — — —</p> <p>98. Ref (vol) 99. DK (vol)</p>

10		<p>_____</p> <p>98. Ref (vol.)</p>	<p>1. Male</p> <p>2. Female</p> <p>98. Ref (vol.)</p>	<p>1. Yes</p> <p>2. No</p> <p>98. Ref (vol.)</p> <p>99. DK (vol.)</p>	<p>a. _____</p> <p>97. Not Asked</p> <p>98. Ref (vol)</p> <p>99. DK (vol)</p> <p>b. _____</p> <p>97. Not Asked</p> <p>98. Ref (vol)</p> <p>99. DK (vol)</p>	<p>a. _____</p> <p>98. Ref (vol)</p> <p>99. DK (vol)</p> <p>b. _____</p> <p>98. Ref (vol)</p> <p>99. DK (vol)</p>	<p>_____</p> <p>98. Ref (vol)</p> <p>99. DK (vol)</p>
----	--	------------------------------------	---	---	---	---	---

## CODE LIST FOR HOUSEHOLD ROSTER IN Q11

Q11a. Relationship to Respondent	Q11e & f. Occupation –
01 = SELF	01 = Unemployed / Without Income
02 = Spouse (wife or husband)	02 = Retired
03 = Child (son or daughter)	03 = Student
04 = Son-in-law or Daughter-in-law	04 = Housewife
06 = Parent	05 = Farmer on own land
07 = Father-in-law or Mother-in-law	06 = Farmer or agricultural worker on someone else's land
08 = Brother or Sister	07 = Animal Breeding or shepherd
10 = Adopted/foster/step child	08 = Fisherman
98 = Refused (vol.)	09 = Peddler/Street vendor/selling of food, vegetables, or small items on the street
98 = Don't Know (vol.)	10 = Working in your own kiosk or shop
	11 = Working in someone else's kiosk or shop
	12 = Bicycle/Motorbike repair person
	13 = Car repair/mechanic
	14 = Professional driver (taxi or rideshare)
	15 = Tailor
	16 = Miner
	17 = Factory worker
	18 = Weaver
	19 = Handicrafts

	20 = Mason/brickmaker/bricklayer
	21 = Carpenter/joiner
	22 = Mechanic
	23 = Painter
	24 = Blacksmith, Steelworker, Welder
	25 = Salon/Barbershop employee
	26 = Baker/Butcher/Food Preparation & Sales
	27 = Electrician
	28 = Plumber
	29 = Heating/AC/Boiler repair/maintenance
	30 = Cobbler/ Shoe repair
	31 = Cook/chef
	32 = Doctor
	33 = Veterinarian
	34 = Nurse
	35 = Midwife
	36 = School teacher
	37 = Public employee
	38 = Religious teacher/scholar/ mullah
	39 = Social or NGO worker
	40 = Soldier, Policeman, Policewoman, or Guard
	41 = Bodyguard
	42 = Employee in a company or firm
	43 = government official / political/ administrative position
	44 = Trader/ Small Business
	45 = Money Lender (Hawala)
	96 = Other (specify): _____
	97 = Not Asked
	98 = Refused (vol.)
	99 = Don't know (vol.)

**Q-11i. (ASK ALL) Do female members of the family contribute to this household's income, or not?**

[Same as D-8 in TAF Wave 13]
1. Yes
2. No
98. Refused (vol.)
99. Don't know (vol.)

**Q-12. (ASK ALL) When you traveled back to Afghanistan for your return, how much money in total did you spend on the trip? (Enter amount; if respondent is not sure, please ask them to estimate)**

**Q-12a. Amount:** \_\_\_\_\_

98. Refused (vol.)

99. Don't know (vol.)

**Q-12b. Currency** \_\_\_\_\_

1. Afs
2. U.S. Dollars
3. Euros
4. Pakistani Rupees
5. Iranian Tomans

96. Other (specify): \_\_\_\_\_

98. Refused (vol.)

99. Don't know (vol.)

**Q-13. How did you finance your trip back to Afghanistan? (DO NOT READ OUT)**

**Write Response:** \_\_\_\_\_

[ACSOR add pre codes if necessary]
1. Savings
2. Loan from family or friends
3. Gift/support from family or friends
4. Sell property
5. Support from UNHCR
6. Support from IOM

7. Paid for by employer or business
8. Loan from bank, broker, or other institution

96. Other (vol. – specify): \_\_\_\_\_

98. Refused (vol.)

99. Don't know (vol.)

**Q-14.** Did you have any savings when you returned to Afghanistan?

1. Yes
2. No
98. Refused (vol.)
99. Don't know (vol.)

### SECTION 3: SKILLS

**Q-15a.** [Ask All] Have you received any formal education while abroad?

1. Yes	[Go to Q-15b]
2. No	[Skip to Q-16]
98. Refused (vol.)	[Skip to Q-16]
99. Don't know (vol.)	[Skip to Q-16]

**Q-16.** [Ask All] Have you learned any new skills or learned a profession while abroad?

1. Yes	[Go to Q-17]
2. No	[Skip to Q-19]
98. Refused (vol.)	[Skip to Q-19]
99. Don't know (vol.)	[Skip to Q-19]

<p><b>Q-17. [Ask if 1 in Q-16]</b> What were the two most valuable skills you learned while abroad? <b>(Record up to two mentions)</b></p>	<p><b>Q-18. [Ask if offered response in Q-17]</b> How useful do you feel this skill was for finding a new job when you returned back to Afghanistan?</p>
<p>a) First mention: _____ [Go to Q18a] _____ 97. Not Asked 98. Refused (vol.) 99. Don't know (vol.)</p>	<p>1. Very useful 2. Somewhat useful 3. Only a little useful 4. Not useful at all _____ 97. Not Asked 98. Refused (vol.) 99. Don't know (vol.)</p>
<p>b) Second Mention: _____ [Go to Q18b] _____ 97. Not Asked 98. Refused (vol.) 99. Don't know (vol.)</p>	<p>1. Very useful 2. Somewhat useful 3. Only a little useful 4. Not useful at all _____ 97. Not Asked 98. Refused (vol.) 99. Don't know (vol.)</p>

## SECTION 4: SERVICES

<p><b>Q-19. [Ask All]</b> Thinking about when you last returned to Afghanistan, have you received the following types of support from any entity or organization:</p>		<p><b>Q-20. [Ask if yes in Q-19]</b> Who provided support to your family? <b>(DO NOT READ OUT)</b></p>	<p><b>Q-21. [Ask if codes 4 or 5 in Q-20]</b> Please , specify which agency, NGO, or government office provided support.</p>	<p><b>Q-24. [if 1 in Q-19]</b> What were you and your family able to do with the support they received?</p>
<p>a) Your housing</p>	<p>1. Yes 2. No _____ 98. Refused (vol.) 99. Don't Know (vol.)</p>	<p>1. Friends 2. Neighbors 3. Family 4. NGO and UN 5. Government 6. Tribal or religious communities 7. Nobody 96. Other: _____ 97. Not Asked 98. Ref.(vol.) 99. Don't Know (vol.)</p>	<p>a) First mention: _____ 97. Not Asked 98. Refused (vol.) 99. Don't Know (vol.)  b) Second mention: _____ 97. Not Asked 98. Refused (vol.) 99. Don't Know (vol.)</p>	



b) Food	1. Yes 2. No ----- 98. Refused (vol.) 99. Don't Know (vol.)	1. Friends 2. Neighbors 3. Family 4. NGO and UN 5. Government 6. Tribal or religious communities 7. Nobody 96. Other: _____ 97. Not Asked 98. Ref.(vol.) 99. Don't Know (vol.)	a) First mention: ----- 97. Not Asked 98. Refused (vol.) 99. Don't Know (vol.)  b) Second mention: ----- 97. Not Asked 98. Refused (vol.) 99. Don't Know (vol.)	
c) Employment/ Jobs	1. Yes 2. No ----- 98. Refused (vol.) 99. Don't Know (vol.)	1. Friends 2. Neighbors 3. Family 4. NGO and UN 5. Government 6. Tribal or religious communities 7. Nobody 96. Other: _____ 97. Not Asked 98. Ref.(vol.) 99. Don't Know (vol.)	a) First mention: ----- 97. Not Asked 98. Refused (vol.) 99. Don't Know (vol.)  b) Second mention: ----- 97. Not Asked 98. Refused (vol.) 99. Don't Know (vol.)	
d) Health care	1. Yes 2. No ----- 98. Refused (vol.) 99. Don't Know (vol.)	1. Friends 2. Neighbors 3. Family 4. NGO and UN 5. Government 6. Tribal or religious communities 7. Nobody 96. Other: _____ 97. Not Asked 98. Ref.(vol.) 99. Don't Know (vol.)	a) First mention: ----- 97. Not Asked 98. Refused (vol.) 99. Don't Know (vol.)  b) Second mention: ----- 97. Not Asked 98. Refused (vol.) 99. Don't Know (vol.)	

<p>e) Cash and/or loans</p>	<p>1. Yes 2. No _____ 98. Refused (vol.) 99. Don't Know (vol.)</p>	<p>1. Friends 2. Neighbors 3. Family 4. NGO and UN 5. Government 6. Tribal or religious communities 7. Nobody 96. Other: _____ 97. Not Asked 98. Ref.(vol.) 99. Don't Know (vol.)</p>	<p>a) First mention: _____ 97. Not Asked 98. Refused (vol.) 99. Don't Know (vol.)  b) Second mention: _____ 97. Not Asked 98. Refused (vol.) 99. Don't Know (vol.)</p>	<p>a) First mention: _____ 97. Not Asked 98. Refused (vol.) 99. Don't Know (vol.)  b) Second mention: _____ 97. Not Asked 98. Refused (vol.) 99. Don't Know (vol.)</p>
<p>f) Training</p>	<p>1. Yes 2. No _____ 98. Refused (vol.) 99. Don't Know (vol.)</p>	<p>1. Friends 2. Neighbors 3. Family 4. NGO and UN 5. Government 6. Tribal or religious communities 7. Nobody 96. Other: _____ 97. Not Asked 98. Ref.(vol.) 99. Don't Know (vol.)</p>	<p>a) First mention: _____ 97. Not Asked 98. Refused (vol.) 99. Don't Know (vol.)  b) Second mention: _____ 97. Not Asked 98. Refused (vol.) 99. Don't Know (vol.)</p>	<p>a) First mention: _____ 97. Not Asked 98. Refused (vol.) 99. Don't Know (vol.)  b) Second mention: _____ 97. Not Asked 98. Refused (vol.) 99. Don't Know (vol.)</p>
<p>g) Other help such as clothes, kitchen materials, etc.</p>	<p>1. Yes 2. No _____ 98. Refused (vol.) 99. Don't Know (vol.)</p>	<p>1. Friends 2. Neighbors 3. Family 4. NGO and UN 5. Government 6. Tribal or religious communities 7. Nobody 96. Other: _____ 97. Not Asked 98. Ref.(vol.) 99. Don't Know (vol.)</p>	<p>a) First mention: _____ 97. Not Asked 98. Refused (vol.) 99. Don't Know (vol.)  b) Second mention: _____ 97. Not Asked 98. Refused (vol.) 99. Don't Know (vol.)</p>	<p>a) First mention: _____ 97. Not Asked 98. Refused (vol.) 99. Don't Know (vol.)  b) Second mention: _____ 97. Not Asked 98. Refused (vol.) 99. Don't Know (vol.)</p>

**Q-25. [Ask All] Have you approached anyone in the government to ask for help with anything?**

1. Yes	<b>Go to Q-26]</b>
2. No	<b>[Skip to Q-31]</b>
98. Refused	<b>Skip to Q-31]</b>
99. Don't know	<b>Skip to Q-31]</b>

<b>Q-26. [Ask if yes in Q-25] Which government offices/ departments/ministries did you approach?</b>	<b>Q-27. [Ask if yes in Q-25] What were the issues you raised?</b>	<b>Q-28. [Ask if yes in Q-25] Did you have to give money, a gift or perform a favor while in that office?</b>	<b>Q-29. [Ask if yes in Q-25] Overall, did you receive the support you sought?</b>	<b>Q-30. [Ask if yes in Q-29] If you received the support you sought, was it timely?</b>
a) First mention: _____ 97. Not Asked 98. Refused (vol.) 99. Don't Know (vol.)	a) First mention: _____ 97. Not Asked 98. Refused (vol.) 99. Don't Know (vol.)	1. Yes 2. No _____ 3. Was asked but did not provide (vol.) 97. Not Asked 98. Refused (vol.) 99. Don't know (vol.)	1. Yes <b>[Go to Q-30a]</b> 2. No _____ 97. Not Asked 98. Refused (vol.) 99. Don't know (vol.)	1. Yes 2. No _____ 97. Not Asked 98. Refused (vol.) 99. Don't know (vol.)
b) Second mention: _____ 97. Not Asked 98. Refused (vol.) 99. Don't Know (vol.)	b) Second mention: _____ 97. Not Asked 98. Refused (vol.) 99. Don't Know (vol.)	1. Yes 2. No _____ 3. Was asked but did not provide (vol.) 97. Not Asked 98. Refused (vol.) 99. Don't know (vol.)	1. Yes <b>[Go to Q-30b]</b> 2. No _____ 97. Not Asked 98. Refused (vol.) 99. Don't know (vol.)	1. Yes 2. No _____ 97. Not Asked 98. Refused (vol.) 99. Don't know (vol.)

**Q-31. [Ask All] Have you approached anyone in your neighborhood to ask for help on any issue?**

1. Yes	<b>Go to Q-32]</b>
2. No	<b>[Skip to Q-34]</b>
98. Refused	<b>Skip to Q-34]</b>
99. Don't know	<b>Skip to Q-34]</b>

	<b>Q-32. [Ask if yes at Q-31] What did you ask for from your neighbor? (DO NOT READ OUT)</b>	<b>Q-33 [Ask if yes at Q-31] Did you receive the help you asked for?</b>				
		Yes	No	Not Asked	Ref (vol.)	DK (vol.)

A	<p>a) First mention: _____</p> <ol style="list-style-type: none"> <li>1. Money/cash</li> <li>2. Loan</li> <li>3. Food</li> <li>4. Help with home repairs</li> <li>5. Childcare</li> <li>6. Help with resolving a dispute</li> <li>7. Help finding employment</li> <li>8. Directions</li> <li>9. Advice (in general)</li> <li>10. Transport/use of car or vehicle</li> </ol> <p>_____</p> <p>96. Other (specify): _____</p> <p>97. Not Asked</p> <p>98. Refused (vol.)</p> <p>99. Don't know (vol.)</p>	1	2	97	98	99
B	<p>b) Second mention: _____</p> <ol style="list-style-type: none"> <li>1. Money/cash</li> <li>2. Loan</li> <li>3. Food</li> <li>4. Help with home repairs</li> <li>5. Childcare</li> <li>6. Help with resolving a dispute</li> <li>7. Help finding employment</li> <li>8. Directions</li> <li>9. Advice (in general)</li> <li>10. Transport/use of car or vehicle</li> </ol> <p>_____</p> <p>96. Other (specify): _____</p> <p>97. Not Asked</p> <p>98. Refused (vol.)</p> <p>99. Don't know (vol.)</p>	1	2	97	98	99

## SECTION 5: CONFLICT AND INTEGRATION

**Q-34.** *[Ask All] I am going to list a number of statements about your neighborhood. Please tell me if you strongly agree, somewhat agree, somewhat disagree, or strongly disagree with each of them*

	Strongly Agree	Somewhat Agree	Somewhat Disagree	Strongly Disagree	Refused (vol.)	Don't know (vol.)
a) My neighborhood has been friendly and welcoming	1	2	3	4	98	99
b) I can comfortably go to any of my neighbors for help	1	2	3	4	98	99
c) My neighbors respect me and my family	1	2	3	4	98	99
d) My neighbors invite me to their ceremonies such as wedding and khatm	1	2	3	4	98	99
e) My neighborhood is diverse and multiethnic	1	2	3	4	98	99
f) I feel safe in my neighborhood	1	2	3	4	98	99
g) I have felt discrimination from others in my neighborhood, because of my language or the way I speak	1	2	3	4	98	99

**Q-35.** *[Ask All] Since returning to Afghanistan, has [INSERT ITEM] gotten better, worse, or stayed the same for women of your household?*

	Better	Worse	The same	Refused (vol.)	Don't know (vol.)	Don't know (vol.)
a) ability to walk outside the home	1	2	3	98	99	99
b) employment opportunities	1	2	3	98	99	99
c) your household's financial situation	1	2	3	98	99	99
d) social acceptance within the community	1	2	3	98	99	99
e) educational opportunities	1	2	3	98	99	99
f) household decision making	1	2	3	98	99	99
g) cultural conditions	1	2	3	98	99	99

**Q-36.** *What, if anything, is the biggest problem facing women in your household today? What is the next biggest problem? [Interviewer: record first two mentions]*

**Q-36a.** *First mention:* \_\_\_\_\_

**Q-36b.** *Second mention:* \_\_\_\_\_

98. *Refused (vol.)*

99. *Don't know (vol.)*

**Q-37.** *Since coming back to Afghanistan, where would you say you have had the most challenging experiences for your family? [Interviewer: record first two mentions, do not read out pre-codes]*

**Q-37a.** *First mention:* \_\_\_\_\_

**Q-37b.** *Second mention:* \_\_\_\_\_

[ACSOR add pre codes if necessary]
1. Returnees camp/shelter
2. Neighborhood
3. School
4. University
5. Bazaar/Marketplace
6. Mosque
7. Workplace
8. Hospital/clinic
9. Government offices
10. At home

96. *Other (vol.):* \_\_\_\_\_

98. *Refused (vol.)*

99. *Don't know (vol.)*

**Q-39.** *Since returning to Afghanistan, have you or family members personally experienced a dispute or conflict with a community member(s)?*

1. Yes	<b>Go to Q-40]</b>
2. No	<b>[Skip to Q-45]</b>
98. Refused	<b>Skip to Q-45]</b>
99. Don't know	<b>Skip to Q-45]</b>

**Q-40.** [Ask if yes in Q-39] What type of dispute or conflict was it? (DO NOT READ OUT)

Write Response: \_\_\_\_\_

[ACSOR add pre codes if necessary]
1. Verbal argument or confrontation
2. Physical fight or attack
3. Property dispute

96. Other (specify): \_\_\_\_\_

97. Not Asked

98. Refused

99. Don't know

**Q-41.** [Ask if yes in Q-39] What was the cause of the dispute or conflict? (DO NOT READ OUT)

1. Intimidation
2. Discrimination
3. Vandalism
4. Immorality
5. Criminal activity
6. Name/honor
7. Harassment

96. Other: \_\_\_\_\_

97. Not Asked

98. Refused

99. Don't know

**Q-42.** [Ask if yes in Q-39] Where did the issue occur?

1. Home
2. School
3. Government office
4. Workplace
5. Market

6. Restaurant
7. Street

96. Other: \_\_\_\_\_

97. Not Asked

98. Refused

99. Don't know

**Q-43.** [Ask if yes in Q-39] Was the conflict resolved?

1. Yes	Go to Q-44]
2. No	[Skip to Q-45]
97. Not Asked	
98. Refused	Skip to Q-45]
99. Don't know	Skip to Q-45]

**Q-44.** [Ask if yes in Q-43] Did any of the following help with dispute resolution? (Multiple response, code all that apply)

1. State court
2. Huquq Department
3. Shura or jirga
4. The parties themselves

**Q-45.** [Ask All] Since you moved back to Afghanistan, have the following services gotten better, gotten worse, or is there no difference for your household?

	Better	Worse	No difference	Refused (vol.)	Don't know (vol.)
a) Household financial situation	1	2	3	98	99
b) Access to drinking water	1	2	3	98	99
c) Quality of drinking water	1	2	3	98	99
d) Access to health care	1	2	3	98	99
e) Quality of health services	1	2	3	98	99



f) Access to education for children	1	2	3	98	99
g) Quality of education for children	1	2	3	98	99
h) Access to electricity	1	2	3	98	99
i) Quality of electricity supply	1	2	3	98	99
j) Access to transportation	1	2	3	98	99
k) Quality of transportation	1	2	3	98	99
l) Jobs and work opportunities	1	2	3	98	99
m) Safety and security for your family	1	2	3	98	99
n) Access to housing/land	1	2	3	98	99
o) Your overall happiness	1	2	3	98	99

**Q-46a.** *[Ask All] In general, in the future, if you continue to stay in your present location, do you feel your living conditions for your family would improve, deteriorate, or remain the same?*

1. Improve
2. Deteriorate
3. Remain the same
98. Refused (vol.)
99. Don't know (vol.)

**Q-46b.** *[Ask All] Why do you say that?*

**Q-46b\_1.** *First mention:* \_\_\_\_\_

**Q-46b\_2.** *Second mention:* \_\_\_\_\_

*98. Refused (vol.)*

*99. Don't know (vol.)*

**Q-47. [Ask All] When you returned to Afghanistan, did you register with any organization?**

1. Yes	<b>Go to Q-48]</b>
2. No	<b>[Skip to D1]</b>
98. Refused (vol.)	<b>[Skip to D1]</b>
99. Don't know (vol.)	<b>[Skip to D1]</b>

**Q-48. [Ask if yes in Q-47] Which organization did you register with? (MULTIPLE RESPONSE, select all that apply, do not read out)**

1. Government
2. IOM
3. World Bank
4. UNHCR

96. Other (vol. - specify): \_\_\_\_\_

97. Not Asked

98. Refused (vol.)

99. Don't know (vol.)

## DEMOGRAPHIC SECTION

**Interviewer Read: That completes the main part of the survey. These last questions are just for statistical purposes.**

**D-1. Gender (Do not ask; Code by observation)**

1. Male
2. Female

**D-2. How old are you? (Record actual age; if respondent doesn't know or refuses, please estimate)**

Response: \_\_\_\_\_

**D-3. What is your marital status? Are you married or single?**

1. Single
2. Married
3. Widower/Widow
4. Divorced/Separated
98. Refused (vol.)
99. Don't know (vol.)

**D-4. Do you have a tazkira?**

1. Yes
2. No
98. Refused (vol.)
99. Don't know (vol.)

**D-5. What is the highest level (grade) of school you have completed, not including schooling in Islamic madrasa? (Calculate the highest level into years. If none, write down zero)**

*Response:* \_\_\_\_\_ **(write down number of years)**

*97. Informal schooling at home or at a literacy class*

*98. Refused*

*99. Don't know*

**D-6. What type of dwelling best describes your current dwelling?**

1. Single family house
2. Part of a shared house/Compound
3. Separate apartment unit (just your family)
4. Shared apartment unit (shared with another family; clarify difference with house or separate apartment)
5. Tent

*96. Other:* \_\_\_\_\_

*98. Refused (vol.)*

*99. Don't know (vol.)*

**D-7. What is the arrangement on the basis of which your household occupies this dwelling?**

Write Response: \_\_\_\_\_

1. Tenant (renting)	[Go to D-8a]
2. Lease (Gerawee)	[Go to D-8a]
3. Inherited	[Skip to D-9]
4. Ancestral home	[Skip to D-9]
5. Purchased dwelling	[Skip to D-9]
6. Constructed dwelling	[Skip to D-9]
7. Relative or friend of owner (does not pay rent)	[Skip to D-9]
8. Own – given free through charity	[Skip to D-9]
9. Caretaker (do no own and does not pay rent)	[Skip to D-9]
[ACSOR add pre codes if necessary]	

96. Other: \_\_\_\_\_

98. Refused (vol.)

99. Don't know (vol.)

**D-8a. [Ask if yes or 2 in D-7] Do you pay rent or lease monthly or annually?**

1. Monthly
2. Annually

96. Other (vol.): \_\_\_\_\_

97. Not Asked

98. Refused (vol.)

99. Don't know (vol.)

**D-8b. [Ask if yes or 2 in D-7] How much is the rent (monthly)/lease (annual) and in which currency?**

**D-8ba. Amount rent (monthly)/lease (annual):** \_\_\_\_\_

97. Not Asked

98. Refused

99. Don't know

**D-8bb. Currency:** \_\_\_\_\_

1. Afs
2. U.S. Dollars
3. Euros
4. Pakistani Rupees
5. Iranian Tomans

96. Other (specify): \_\_\_\_\_

97. Not Asked
98. Refused (vol.)
99. Don't know (vol.)

**D-9. [Ask All] Do the following types of people live in your neighborhood? (select all that apply)**

	Yes	No	Refused (vol.)	Don't know (vol.)
a) Your immediate family	1	2	98	99
b) Your extended family	1	2	98	99
c) Other returnees from your ethnic group	1	2	98	99
d) Returnees from other ethnic groups				
d) Neighbors from your ethnic group	1	2	98	99
e) Neighbors from other ethnic groups	1	2	98	99
f) Neighbors from other parts of the country	1	2	98	99
g) Wealthy neighbors	1	2	98	99
h) Impoverished neighbors	1	2	98	99

**D-10. How many of the following items does your household currently own?**

	Number of Items (if not sure, estimate)	Refused (vol)	Don't Know (vol)
a) Bicycle		98	99
b) Motorcycle		98	99
c) Car		98	99

d) TV		98	99
h) Jeribs of Land		98	99
i) Livestock (not poultry)		98	99

<b>D-11. How many children in your household are old enough to attend school? How many are boys and how many girls? (write number)</b>		<b>D-12. How many of them go to school? (write number)</b>	<b>D-13. (Ask number in D-12 is less than number in D-11) Why don't they go to school?</b>
a) Girls	Write number: _____ _____ 98. Ref. (vol.) 99. DK (vol.)	a) Response: _____ _____ 98. Ref. (vol.) 99. DK (vol.)	a) Response: _____  1. Cannot afford tuition and/or school supplies 2. They need to work 3. Quality of education is bad 4. Don't see the point in education 5. Transportation difficulties 6. School teaches immoral things  _____ 96. Other (specify): _____ 97. Not Asked 98. Ref. (vol.) 99. DK (vol.)
b) Boys	Write number: _____ _____ 98. Ref. (vol.) 99. DK (vol.)	b) Response: _____ _____ 98. Ref. (vol.) 99. DK (vol.)	b) Response: _____  1. Cannot afford tuition and/or school supplies 2. They need to work 3. Quality of education is bad 4. Don't see the point in education 5. Transportation difficulties 6. School teaches immoral things  _____ 96. Other (specify): _____ 97. Not Asked 98. Ref. (vol.) 99. DK (vol.)

**D-14. Which languages do you speak? (Multiple Response, code all mentioned)**

<b>Language</b>	<b>D-14. Can you speak [insert language]?</b>
Dari	1
Pashto	2
Uzbeki	3
Turkmeni	4
Balochi	5
Pashayee	6

Nuristani	7
Shignee	8
Pamiri	9
Arabic	10
English	11
Urdu	12
Hindi	13
Russian	14
German	15
French	16
Other (Specify)	96
Refused (vol.)	98
Don't Know (vol.)	99

**D-15. Which ethnic group do you belong to? (Record first mention)**

1. Pashtun
2. Tajik
3. Uzbek
4. Hazara
5. Turkmeni
6. Baloch
7. Kirghiz
8. Nuristani
9. Aimak
10. Arab
11. Pashaye
12. Sadat
13. Qezelbash
14. Gujar
15. Wakhi

96. Other (vol.): \_\_\_\_\_

98. Refused (vol.)

99. Don't know (vol.)





# APPENDIX 3: HOST COMMUNITY QUESTIONNAIRE

## SCREENING QUESTIONS

**S-1.** Please use the Kish below for all eligible household members

HH Members		Pre-Selected Number									
		1	2	3	4	5	6	7	8	9	10
1		1	1	1	1	1	1	1	1	1	1
2		2	1	2	1	2	1	2	1	2	1
3		1	2	3	1	2	3	1	2	3	1
4		3	2	1	4	3	2	1	4	3	2
5		1	2	3	4	5	1	2	3	4	5
6		4	3	2	1	6	5	4	3	2	1
7		1	2	3	4	5	6	7	1	2	3
8		5	4	3	2	1	8	7	6	5	4
9		1	2	3	4	5	6	7	8	9	1
10		6	5	4	3	2	1	10	9	8	7

**S-2.** (Ask person selected in Kish Grid in S-1) Are you a returnee that has come back to Afghanistan in the past 5 years?

1. Yes	[End interview and go to next household]
2. No	[Go to S-3]
98. Refused (vol.)	[End interview and go to next household]
99. Don't Know (vol.)	[End interview and go to next household]

**S-3.** Do you know or have you known personally anyone who has returned to Afghanistan from another country in the past 5 years to resettle or work in this neighborhood?

1. Yes	[Go to Q-1]
2. No	[End interview and go to next household]
98. Refused (vol.)	[End interview and go to next household]
99. Don't Know (vol.)	[End interview and go to next household]

**Proceed with questionnaire with selected respondent:**

**SECTION 1: PERCEPTIONS ABOUT RETURNEES**

Thinking about the returnees you personally know, we want to ask some questions about them. You can tell us about up to three of them.

<p>READ PROMPT BELOW, THEN GO THROUGH Q1-Q6 ABOUT EACH RETURNEE</p>	<p>Q-1. Is the returnee your relative?</p>	<p>Q-2. Which country did they return from?</p>	<p>Q-3. How many months ago did they return? If you aren't sure, please estimate.</p>	<p>Q-4. Overall, how comfortable would you say you are interacting with them?</p>	<p>Q-5. Why are you uncomfortable interacting with them?</p>	<p>Q-6. Have they ever approached your household for any help? If yes, what were they asking for?</p>
<p>Thinking of the first returnee who comes to mind...</p>	<p>1. Yes 2. No: _____</p> <p>98. Ref (vol) 99. DK (vol)</p>	<p>Q-2a. Response: _____</p> <p>98. Ref (vol) 99. DK (vol)</p>	<p>Q-3a. Response: _____</p> <p>(in months, if response provided in years, multiple by 12)</p> <p>98. Ref (vol) 99. DK (vol)</p>	<p>1. Very comfortable 2. Somewhat comfortable 3. Somewhat uncomfortable 4. Very uncomfortable ____</p> <p>98. Refused 99. Don't know</p>	<p>Q-5a. Response: _____</p> <p>98. Ref (vol) 99. DK (vol)</p>	<p>Q-6a. Response: _____</p> <p>97. have not approached 98. Refused 99. Don't Know</p>
<p>Thinking of the second returnee who comes to mind...</p>	<p>1. Yes 2. No: _____</p> <p>98. Ref (vol) 99. DK (vol)</p>	<p>Q-2b. Response: _____</p> <p>98. Ref (vol) 99. DK (vol)</p>	<p>Q-3b. Response: _____</p> <p>(in months, if response provided in years, multiple by 12)</p> <p>98. Ref (vol) 99. DK (vol)</p>	<p>1. Very comfortable 2. Somewhat comfortable 3. Somewhat uncomfortable 4. Very uncomfortable ____</p> <p>98. Refused 99. Don't know</p>	<p>Q-5b. Response: _____</p> <p>98. Ref (vol) 99. DK (vol)</p>	<p>Q-6b. Response: _____</p> <p>97. have not approached 98. Refused 99. Don't Know</p>

Thinking of the third returnee who comes to mind...	1. Yes 2. No: _____  98. Ref (vol) 99. DK (vol)	Q-2c. Response: _____  98. Ref (vol) 99. DK (vol)	Q-3c. Response: _____  (in months, if response provided in years, multiple by 12)  98. Ref (vol) 99. DK (vol)	1. Very comfortable 2. Somewhat comfortable 3. Somewhat uncomfortable 4. Very uncomfortable _____ 98. Refused 99. Don't know	Q-5c. Response: _____  98. Ref (vol) 99. DK (vol)	Q-6c. Response: _____  97. have not approached 98. Refused 99. Don't Know
---	--	--	--	--	--	---

**Q-7. [Ask All] Thinking about returnees settling in your area, what type of effect do you think they have on the following areas in your neighborhood?**

	Positive effect	Negative effect	Depends on who is returning or where they are returning from (vol.)	No effect (vol)	Ref (vol)	DK (vol)
a) Safety	1	2	3	4	98	99
b) Crime	1	2	3	4	98	99
c) Culture	1	2	3	4	98	99
d) Availability of job opportunities	1	2	3	4	98	99
e) Cleanness and maintenance of public areas	1	2	3	4	98	99
f) Government services (such as clinics, schools and universities)	1	2	3	4	98	99
g) Anything else?	1	2	3	4	98	99

**Q-8.** *[Ask All] How much would you favor or oppose each of the following? Would you say that you strongly favor, somewhat favor, somewhat oppose, or strongly oppose each of them?*

	Strongly favor	Somewhat favor	Somewhat oppose	Strongly oppose	Ref (vol)	DK (vol)
a. A returnee moving next door to you	1	2	3 [Ask Q9a]	4 [Ask Q9a]	98	99
b. Your children/sibling playing with returnees' children	1	2	3 [Ask Q9b]	4 [Ask Q9b]	98	99
c. Your children/sibling receiving education from a returnee teacher in school/university	1	2	3 [Ask Q9c]	4 [Ask Q9c]	98	99
d. Work with a returnee in the same workplace	1	2	3 [Ask Q9d]	4 [Ask Q9d]	98	99

**Q9a.** *[Ask if codes 3 or 4 at Q8a] Why would you oppose a returnee moving next door to you?*

*Write Response:* \_\_\_\_\_

*97. Not Asked*

*98. Refused (vol.)*

*99. Don't know (vol.)*

**Q9b.** *[Ask if codes 3 or 4 at Q8b] Why would you oppose your children/sibling playing with returnees' children?*

*Write Response:* \_\_\_\_\_

*97. Not Asked*

*98. Refused (vol.)*

*99. Don't know (vol.)*

**Q9c.** *[Ask if codes 3 or 4 at Q8c] Why would you oppose your children/sibling receiving education from a returnee teacher in school/university?*

*Write Response:* \_\_\_\_\_

*97. Not Asked*

*98. Refused (vol.)*

*99. Don't know (vol.)*

**Q9d.** *[Ask if codes 3 or 4 at Q8d] Why would you oppose working with a returnee in the same workplace?*

*Write Response:* \_\_\_\_\_

*97. Not Asked*

*98. Refused (vol.)*

*99. Don't know (vol.)*

**Q-10.** *[Ask All] I am going to list a number of statements about your neighborhood. Please tell me if you strongly agree, somewhat agree, somewhat disagree, or strongly disagree with each of them*

	Strongly Agree	Somewhat Agree	Somewhat Disagree	Strongly Disagree	Refused (vol.)	Don't know (vol.)
a) My neighbors are friendly and welcoming	1	2	3	4	98	99
b) I can comfortably go to any of my neighbors for help	1	2	3	4	98	99
c) My neighbors respect me and my family	1	2	3	4	98	99
d) My neighbors invite me to their ceremonies such as wedding and khatm	1	2	3	4	98	99
e) My neighborhood is diverse and multiethnic	1	2	3	4	98	99
f) I feel safe in my neighborhood	1	2	3	4	98	99

**Q-11.** *[Ask All] To what extent would you trust a returnee to [INSERT ITEM]. Would you trust a returnee to do this to a great extent, a moderate extent, a small extent, or not at all?*

	A great extent	A moderate extent	A small extent	Not at all	Ref (vol.)	DK (vol.)
Q-11a. Be a member of your community development council	1	2	3 [Ask Q-12a]	4 [Ask Q-12a]	98	99
Q-11b. Serve in the ANDSF	1	2	3 [Ask Q-12b]	4 [Ask Q-12b]	98	99
Q-11c. Represent you in government	1	2	3 [Ask Q-12c]	4 [Ask Q-12c]	98	99

Q-11d. Deliver religious sermons	1	2	3 [Ask Q-12d]	4 [Ask Q-12d]	98	99
Q-11e. Rent your house or apartment	1	2	3 [Ask Q-12e]	4 [Ask Q-12e]	98	99

**Q12a.** *[Ask if codes 3 or 4 at Q11a] Why would you not trust a returnee to be a member of your community development council?*

*Write Response:* \_\_\_\_\_

*97. Not Asked*

*98. Refused (vol.)*

*99. Don't know (vol.)*

**Q12b.** *[Ask if codes 3 or 4 at Q11b] Why would you not trust a returnee to serve in the ANDSF*

*Write Response:* \_\_\_\_\_

*97. Not Asked*

*98. Refused (vol.)*

*99. Don't know (vol.)*

**Q12c.** *[Ask if codes 3 or 4 at Q11c] Why would you not trust a returnee to represent you in government?*

*Write Response:* \_\_\_\_\_

*97. Not Asked*

*98. Refused (vol.)*

*99. Don't know (vol.)*

**Q12d.** *[Ask if codes 3 or 4 at Q11d] Why would you not trust a returnee to deliver religious sermons?*

*Write Response:* \_\_\_\_\_

*97. Not Asked*

*98. Refused (vol.)*

*99. Don't know (vol.)*

**Q12e.** *[Ask if codes 3 or 4 at Q11e] Why would you not trust a returnee to rent your house or apartment?*

Write Response: \_\_\_\_\_

97. Not Asked

98. Refused (vol.)

99. Don't know (vol.)

## SECTION 2: SKILLS, EMPLOYMENT, AND ECONOMIC IMPACT

**Q-13.** [Ask All] Now I will read out some problems. Please tell me if each of these is a major problem, a minor problem, or not a problem for the returnees in this neighborhood.

	Major problem	Minor problem	Not a problem	Refused (vol.)	Don't Know (vol.)
a) Access to land and housing	1	2	3	98	99
b) Unemployment/ Joblessness	1	2	3	98	99
c) Not enough food	1	2	3	98	99
d) Not enough electricity	1	2	3	98	99
e) Not enough health care/services	1	2	3	98	99
f) Not enough education	1	2	3	98	99

**Q-14.** [Ask All] Do you think returnees should receive the following benefits from the government to help them resettle in Afghanistan?

	Yes	No	Refused	Don't know (vol)
a) Food support	(vol)	Don't know	98	99
b) Housing support	(vol)	2	98	99
c) Free land	1	2	98	99
d) Livestock	1	2	98	99
e) Money	1	2	98	99
f) Skills or job training	1	2	98	99

<b>Q-15. Currently, which of the following groups help returnees in your community?</b>		<b>Q-16. [Ask if yes in Q-15] what kind of help do they give?</b>
Q-15a. Elders in your community	1. Yes [Go to Q-16a] 2. No _____ 98. Ref (vol.) 99. DK (vol.)	Q-16a. Response: _____ - 97. Not Asked 98. Refused (vol.) 99. Don't know (vol.)
Q-15b. Community members	1. Yes [Go to Q-16b] 2. No _____ 98. Ref (vol.) 99. DK (vol.)	Q-16b. Response: _____ - 97. Not Asked 98. Refused (vol.) 99. Don't know (vol.)
Q-15c. The government	1. Yes [Go to Q-16c] 2. No _____ 98. Ref (vol.) 99. DK (vol.)	Q-16c. Response: _____ - 97. Not Asked 98. Refused (vol.) 99. Don't know (vol.)
Q-15d. The United Nations / IOM	1. Yes [Go to Q-16d] 2. No _____ 98. Ref (vol.) 99. DK (vol.)	Q-16d. Response: _____ - 97. Not Asked 98. Refused (vol.) 99. Don't know (vol.)
Q-15e. Afghan NGOs	1. Yes [Go to Q-16e] 2. No _____ 98. Ref (vol.) 99. DK (vol.)	Q-16e. Response: _____ - 97. Not Asked 98. Refused (vol.) 99. Don't know (vol.)
Q-15f. Foreign NGOs	1. Yes [Go to Q-16f] 2. No _____ 98. Ref (vol.) 99. DK (vol.)	Q-16f. Response: _____ - 97. Not Asked 98. Refused (vol.) 99. Don't know (vol.)
Q-15g. Other (specify): _____	1. Yes [Go to Q-16g] 2. No _____ 98. Ref (vol.) 99. DK (vol.)	Q-16g. Response: _____ - 97. Not Asked 98. Refused (vol.) 99. Don't know (vol.)

**Q-17. Thinking about the amount of help returnees in your community receive, would you say that they need more help, less help, or about the same amount of help that they have been receiving?**

1. More help	<b>[Go to Q-18]</b>
2. Less help	<b>[Skip to Q-20]</b>
3. About the same amount of help	<b>[Skip to Q-20]</b>
98. Refused	<b>[Skip to Q-20]</b>



99. Don't know	[Skip to Q-20]
----------------	----------------

**Q-18.** *[Ask if yes at Q-17] What types of help do you think it is most important that they provide more of?*

**Q-18a.** *Write first response:* \_\_\_\_\_

**Q-18b.** *Write second response:* \_\_\_\_\_

- 97. Not Asked
- 98. Refused (vol.)
- 99. Don't know (vol.)

**Q-19.** *[Ask if yes at Q-17] Which groups or organizations do you think should be responsible for providing this help?*

**Q-19a.** *Write first response:* \_\_\_\_\_

**Q-19b.** *Write second response:* \_\_\_\_\_

- 97. Not Asked
- 98. Refused (vol.)
- 99. Don't know (vol.)

**SECTION 3: CONFLICT AND INTEGRATION**

**Q-20.** *[Ask All] How well do you think returnee families integrate into your community, would you say that in general, they do the following things often, sometimes, rarely, or never:*

	Often	Sometimes	Rarely	Never	Refused (vol.)	Don't know (vol.)
a) Attend mosque	1	2	3	4	98	99
b) Attend weddings	1	2	3	4	98	99
c) Interact with people from the community on the street/market	1	2	3	4	98	99
d) Engage in community activities and events, ie. Jirgas	1	2	3	4	98	99
e) Visit neighbors during Eid holidays	1	2	3	4	98	99

**Q-21A.** *[Ask All] Do you think there is any reason why a returnee would not integrate into your community?*

1. Yes	[Go to Q-21B]
2. No	[Skip to Q-22]
98. Refused (vol.)	[Skip to Q-22]
99. Don't know (vol.)	[Skip to Q-22]

**Q-21B.** *(Ask if yes in Q-21A) In your opinion, are there any reasons that a returnee would not integrate into your community?*

**Q-21B\_1)** *Write first mention:* \_\_\_\_\_

**Q-21B\_2)** *Write second mention:* \_\_\_\_\_

*97. Not Asked*

*98. Refused (vol.)*

*99. Don't know (vol.)*

**Q-22.** *[Ask All] Are there currently any returnees that may have a difficult time integrating into your community?*

1. Yes	[Go to Q-23]
2. No	[Skip to Q-24]
98. Refused	[Skip to Q-24]
99. Don't know	[Skip to Q-24]

**Q-23.** *[Ask if yes in Q-22] Why do you think they might have a more difficult time?*

**Q-23a.** *First mention:* \_\_\_\_\_

**Q-23b.** *Second mention:* \_\_\_\_\_

1. Differences in language
2. Differences in customs/culture
3. Poverty/class differences
4. Religious sect (Mazhab)
[ACSOR add pre codes if necessary]

*96. Other (specify):* \_\_\_\_\_

*97. Not Asked*

*98. Refused*

*99. Don't know*

**Q-24.** *[Ask All] Have you or family members personally experienced a dispute or conflict with a returnee(s)?*

1. Yes	[Go to Q-25]
2. No	[Skip to D-1]
98. Refused	[Skip to D-1]
99. Don't know	[Skip to D-1]

**Q-25.** *[Ask if yes in Q-24] What type of dispute or conflict was it? (Open-ended with pre-codes, do not read out)*

*Write Response:* \_\_\_\_\_

[ACSOR add pre codes if necessary]
1. Verbal argument or confrontation
2. Physical fight or attack
3. Property dispute
[ACSOR add pre codes if necessary]

*96. Other (specify):* \_\_\_\_\_

*97. Not Asked*

*98. Refused*

*99. Don't know*

**Q-26.** *[Ask if yes in Q-24] What was the dispute or conflict about? (Open-ended with pre-codes, do not read out)*

1. Intimidation
2. Discrimination
3. Vandalism
4. Immorality
5. Criminal activity
6. Name/honor
7. Harassment

*96. Other:* \_\_\_\_\_

*97. Not Asked*

*98. Refused*

*99. Don't know*

**Q-27.** *[Ask if yes in Q-24] Where did the issue occur? (Open-ended with pre-codes, do not read out)*

1. Home
2. School
3. Government office
4. Workplace
5. Market
6. Restaurant
7. Street

*96. Other:* \_\_\_\_\_

*97. Not Asked*

*98. Refused (vol.)*

*99. Don't know (vol.)*

**Q-28.** *[Ask if yes in Q-24] Was the conflict resolved?*

1. Yes	<b>[Go to Q-29]</b>
2. No	<b>[Skip to D-1]</b>
97. Not Asked	
98. Refused (vol.)	<b>[Skip to D-1]</b>
99. Don't know (vol.)	<b>[Skip to D-1]</b>

**Q-29.** *[Ask if yes in Q-28] Did any of the following help with dispute resolution? (Multiple response, code all that apply)*

1. State court
2. Huquq Department
3. Shura or jirga
4. The parties themselves

*96. Other (vol.):* \_\_\_\_\_

*97. Not Asked*

*98. Refused*

*99. Don't know*

## DEMOGRAPHIC SECTION

Interviewer Read: That completes the main part of the survey. These last questions are just for statistical purposes.

### D-1. Gender (Do not ask; Code by observation)

1. Male
2. Female

### D-2. How old are you? (Record actual age; if respondent doesn't know or refuses, please estimate)

Response: \_\_\_\_\_

### D-3. What is your marital status? Are you married or single?

1. Single
2. Married
3. Widower/Widow
4. Divorced/Separated
98. Refused (vol.)
99. Don't know (vol.)

### D-4. Do you have a tazkira?

1. Yes
2. No
98. Refused (vol.)
99. Don't know (vol.)

### D-5. What is the highest level (grade) of school you have completed, not including schooling in Islamic madrasa? (Calculate the highest level into years. If none, write down zero)

Response: \_\_\_\_\_ (write down number of years)

97. Informal schooling at home or at a literacy class
98. Refused
99. Don't know

### D-6. What type of dwelling best describes your current dwelling?

1. Single family house
------------------------

2. Part of a shared house/Compound
3. Separate apartment unit
4. Shared apartment unit (clarify difference with house)
5. Tent

96. Other: \_\_\_\_\_

98. Refused (vol.)

99. Don't know (vol.)

**D-7. What is the arrangement on the basis of which your household occupies this dwelling?**

Write Response: \_\_\_\_\_

1. Tenant (renting)	[Go to D-8a]
2. Lease (Gerawee)	[Go to D-8a]
3. Inherited	[Skip to D-9]
4. Ancestral home	[Skip to D-9]
5. Purchased dwelling	[Skip to D-9]
6. Constructed dwelling	[Skip to D-9]
7. Relative or friend of owner (does not pay rent)	[Skip to D-9]
8. Own – given free through charity	[Skip to D-9]
9. Caretaker (do no own and does not pay rent)	[Skip to D-9]
[ACSOR add pre codes if necessary]	

96. Other (specify): \_\_\_\_\_

98. Refused (vol.)

99. Don't know (vol.)

**D-8a. [Ask if yes or 2 in D-7] Do you pay rent or lease monthly or annually?**

1. Monthly
2. Annually

96. Other (vol.): \_\_\_\_\_

97. Not Asked

98. Refused (vol.)

99. Don't know (vol.)

**D-8b. [Ask if 1 or 2 in D-7] How much is the rent (monthly)/lease (annual) and in which currency?**

**D-8ba. Amount rent (monthly)/lease (annual):** \_\_\_\_\_

97. Not Asked

98. Refused

99. Don't know

D-8bb. Currency: \_\_\_\_\_

1. Afs
2. U.S. Dollars
3. Euros
4. Pakistani Rupees
5. Iranian Tomans

96. Other (specify): \_\_\_\_\_

97. Not Asked

98. Refused (vol.)

99. Don't know (vol.)

**D-9. [Ask All] Do the following types of people live in your neighborhood? (select all that apply)**

	Yes	No	Refused (vol.)	Don't know
a) Your immediate family	(vol.)	2	98	99
b) Your extended family	1	2	98	99
c) Returnees from your ethnic group	1	2	98	99
d) Returnees from other ethnic groups	1	2	98	99
d) Neighbors from your ethnic group	1	2	98	99
e) Neighbors from other ethnic groups	1	2	98	99
f) Neighbors from other parts of the country	1	2	98	99
g) Wealthy neighbors	1	2	98	99
h) Impoverished neighbors	1	2	98	99

**D-10. How many of the following items does your household currently own?**

	Number of Items (if not sure, estimate)	Refused (vol)	Don't Know (vol)
a) Bicycle		98	99
b) Motorcycle		98	99

c) Car		98	99
d) TV		98	99
h) Jeribs of Land		98	99
i) Livestock (not poultry)		98	99

D-11. How many children in your household are old enough to attend school? How many are boys and how many girls? (write number)		D-12. How many of them go to school? (write number)	D-13. (Ask number in D-12 is less than number in D-11) Why don't they go to school?
a) Girls	Write number: _____ — 98. Ref. (vol.) 99. DK (vol.)	a) Response: _____ — 98. Ref. (vol.) 99. DK (vol.)	a) Response: _____  1. Cannot afford tuition and/or school supplies 2. They need to work 3. Quality of education is bad 4. Don't see the point in education 5. Transportation difficulties 6. School teaches immoral things — 96. Other (specify): _____ 97. Not Asked 98. Ref. (vol.) 99. DK (vol.)
b) Boys	Write number: _____ — 98. Ref. (vol.) 99. DK (vol.)	b) Response: _____ — 98. Ref. (vol.) 99. DK (vol.)	b) Response: _____  1. Cannot afford tuition and/or school supplies 2. They need to work 3. Quality of education is bad 4. Don't see the point in education 5. Transportation difficulties 6. School teaches immoral things — 96. Other (specify): _____ 97. Not Asked 98. Ref. (vol.) 99. DK (vol.)

**D-14. Which languages do you speak? (Multiple Response, code all mentioned)**

Language	D-14. Can you speak [insert language]?
Dari	1
Pashto	2
Uzbeki	3
Turkmeni	4
Balochi	5
Pashayee	6



Nuristani	7
Shignee	8
Pamiri	9
Arabic	10
English	11
Urdu	12
Hindi	13
Russian	14
German	15
French	16
Other (Specify)	96
Refused (vol.)	98
Don't Know (vol.)	99

**D-15. Which ethnic group do you belong to? (Record first mention)**

1. Pashtun
2. Tajik
3. Uzbek
4. Hazara
5. Turkmeni
6. Baloch
7. Kirghiz
8. Nuristani
9. Aimak
10. Arab
11. Pashaye
12. Sadat
13. Qezelbash
14. Gujar
15. Wakhi

96. Other (vol.): \_\_\_\_\_

98. Refused (vol.)

99. Don't know (vol.)



The Asia Foundation

[www.asiafoundation.org](http://www.asiafoundation.org)