

AFGHANISTAN FLASH SURVEYS  
ON PERCEPTIONS OF PEACE,  
COVID-19, AND THE ECONOMY:  
WAVE 1 FINDINGS





**The Asia Foundation**

**AFGHANISTAN FLASH SURVEYS  
ON PERCEPTIONS OF PEACE,  
COVID-19, AND THE ECONOMY:  
WAVE 1 FINDINGS**

# AFGHANISTAN FLASH SURVEYS ON PERCEPTIONS OF PEACE, COVID-19, AND THE ECONOMY: WAVE 1 FINDINGS

## PROJECT DIRECTION

The Asia Foundation

## EDITOR

Tabasum Akseer

## AUTHORS

Tabasum Akseer, David Swift

## FIELDWORK AND MONITORING

Afghan Center for Socio-Economic and Opinion Research (ACSOR)  
Sayara Research

## ABOUT THE ASIA FOUNDATION

The Asia Foundation is a non-profit international development organization committed to improving lives across a dynamic and developing Asia. Informed by six decades of experience and deep local expertise, our work across the region addresses five overarching goals—strengthen governance, empower women, expand economic opportunity, increase environmental resilience, and promote international cooperation.

Headquartered in San Francisco, The Asia Foundation works through a network of offices in 18 Asian countries and in Washington, DC. Working with public and private partners, the Foundation receives funding from a diverse group of bilateral and multilateral development agencies, foundations, corporations, and individuals. For more information, visit [asiafoundation.org](http://asiafoundation.org)

# TABLE OF CONTENTS

<b>EXECUTIVE SUMMARY</b> .....	11
<b>METHODS</b> .....	17
<b>1 PEACE</b> .....	21
<b>2 SECURITY</b> .....	33
<b>3 WOMEN'S RIGHTS</b> .....	43
<b>4 EXPERIMENTAL ANALYSIS</b> .....	50
<b>5 ECONOMY</b> .....	61
<b>6 COVID-19</b> .....	75
<b>APPENDIX 1 METHODS</b> .....	91
<b>APPENDIX 2 INTERVIEW QUESTIONNAIRE</b> .....	107

# LIST OF FIGURES

## PEACE

Figure 1	OPTIMISM FOR PEACE, BY REGION .....	23
Figure 2	REASONS WHY PEACE IS NOT ACHIEVEABLE .....	23
Figure 3	REASONS WHY PEACE IS NOT ACHIEVEABLE, BY REGION .....	24
Figure 4	FEEL REPRESENTED IN PEACE TALKS, BY REGION .....	25
Figure 5	REPRESENTATION OF VARIOUS GROUPS IN PEACE TALKS .....	26
Figure 6	POLICY PRIORITIES FOR A PEACE DEAL .....	27
Figure 7	ACCEPTABLE CONDITIONS FOR A PEACE AGREEMENT .....	28
Figure 8	BLANKET AMNESTY PROVIDED FOR TALIBAN FIGHTERS, BY REGION .....	28
Figure 9	ACCEPTABLE CONDITIONS FOR A PEACE AGREEMENT, BY GENDER .....	30

## SECURITY

Figure 10	CAN ANDSF PROVIDE ADEQUATE SECURITY WITHOUT FOREIGN TECHNICAL ASSISTANCE? ...	35
Figure 11	CAN ANDSF PROVIDE ADEQUATE SECURITY WITHOUT FOREIGN FINANCIAL ASSISTANCE? .....	36
Figure 12	PERCEPTION OF THE ANP .....	36
Figure 13	ANP HELPS IMPROVE SECURITY, BY REGION .....	37
Figure 14	WILLINGNESS TO CONTACT THE ANP FOR ASSISTANCE, BY REGION .....	38
Figure 15	EXPERIENCE OF VIOLENCE AND CRIME, BY GENDER .....	39
Figure 16	TYPE OF VIOLENCE AND CRIME EXPERIENCE, BY REGION .....	40

## WOMEN'S RIGHTS

Figure 17	ACCEPTABLE PLACES FOR WOMEN TO WORK OUTSIDE THE HOME .....	44
Figure 18	WOMEN IN LEADERSHIP POSITIONS, BY GENDER .....	46
Figure 19	IMPORTANCE OF WOMEN'S RIGHTS IN PEACE DEAL, BY DEMOGRAPHICS .....	47

## EXPERIMENTAL ANALYSIS

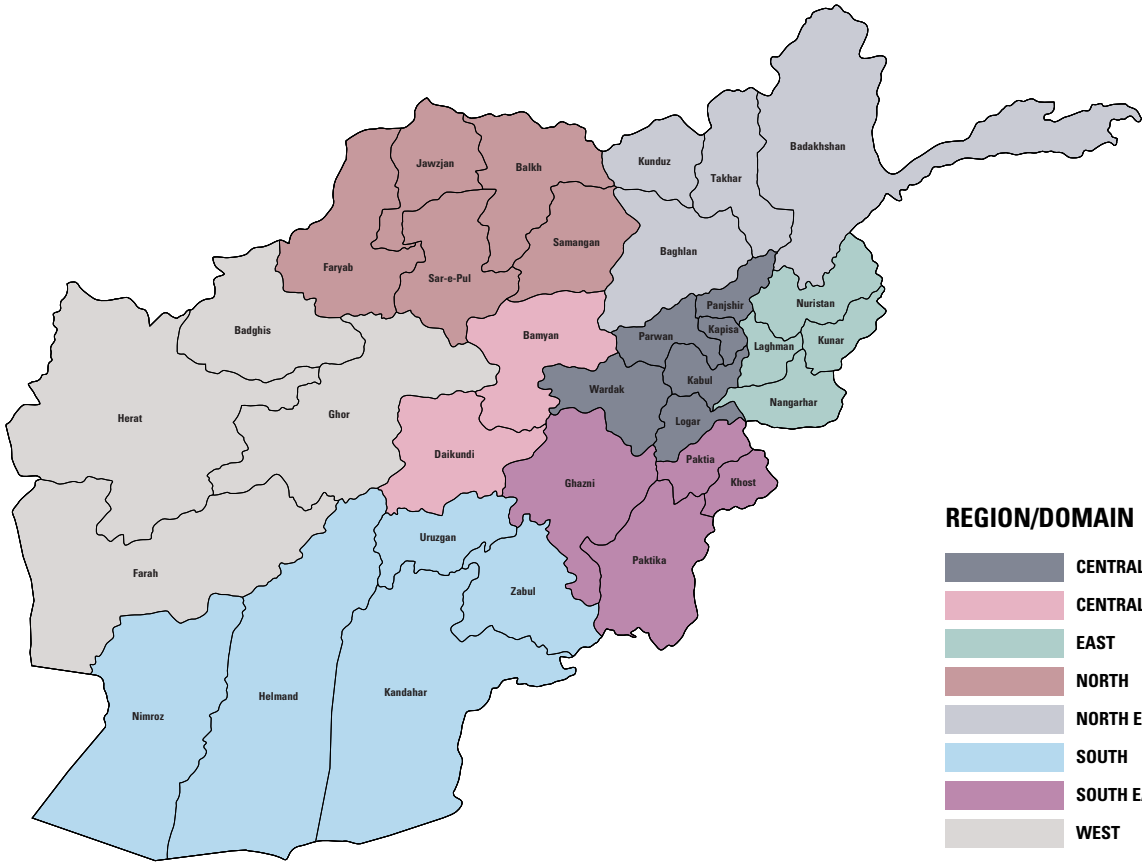
Figure 20	SUPPORT FOR PEACE DEAL UNDER FOUR CONDITIONS .....	51
Figure 21	SUPPORT FOR SWEEPING REFORM OF THE AFGHAN PRISON SYSTEM .....	53
Figure 22	SUPPORT FOR CHANGES TO DISTRICT COUNCIL ELECTIONS .....	53
Figure 23	ASSISTANCE RELATED TO PEACE AND SECURITY .....	56
Figure 24	ASSISTANCE RELATED TO SPEED AND FAIRNESS OF JUSTICE .....	56
Figure 25	RECEIPT OF EMERGENCY HEALTHCARE .....	57
Figure 26	AID GATEKEEPING & AWARENESS OF DEVELOPMENT PROJECTS .....	58

## ECONOMY

Figure 27	FINANCIAL SITUATION OF HOUSEHOLD .....	63
Figure 28	EMPLOYMENT OPPORTUNITIES OF HOUSEHOLD .....	64
Figure 29	AVAILABILITY OF QUALITY PRODUCTS IN THE MARKET .....	65
Figure 30	AFFORDABILITY OF QUALITY PRODUCTS IN THE MARKET .....	66
Figure 31	COST OF MEDICATION/PRESCRIPTIONS .....	67
Figure 32	ACCESS TO CLEAN DRINKING WATER .....	68
Figure 33	AWARENESS OF SERVICES BEING PROVIDED .....	69
Figure 34	CORRUPTION AS A MAJOR PROBLEM, BY REGION .....	71

COVID-19

Figure 35	WITH SOME GOVERNMENT RESTRICTIONS LIFTING, ARE YOU WORRIED ABOUT.....	77
Figure 36	WITH SOME GOVERNMENT RESTRICTIONS LIFTING, ARE YOU WORRIED ABOUT: GOING TO WORK, BY REGION.....	79
Figure 37	USE OF PRECAUTIONARY MEASURES.....	80
Figure 38	SOURCE OF NEWS AND INFORMATION REGARDING COVID-19 .....	81
Figure 39	USE OF RADIO AS SOURCE OF COVID-19 INFORMATION, BY REGION .....	81
Figure 40	TIMELY COVID RELATED INFORMATION RECEIVED FROM GOVERNMENT, BY REGION .....	82
Figure 41	COVID-19 RELATED SUPPORT RECEIVED FROM GOVERNMENT, BY REGION.....	83
Figure 42	COVID-19 RELATED SYMPTOMS EXPERIENCED.....	84
Figure 43	VISITS TO THE DOCTOR, BY SYMPTOMS EXPERIENCED .....	85
Figure 44	CONFIRMED COVID-19 DIAGNOSIS, BY REGION.....	86
Figure 45	ASSOCIATING WITH SOMEONE WHO HAD COVID-19 BUT IS NOW HEALTHY, BY REGION .....	87



**REGION/DOMAIN**

- CENTRAL/KABUL
- CENTRAL/HIGHLANDS
- EAST
- NORTH
- NORTH EAST
- SOUTH
- SOUTH EAST
- WEST



## EXECUTIVE SUMMARY

The Asia Foundation's *Afghanistan Flash Surveys on Perceptions of Peace, Covid-19, and the Economy: Wave 1 Findings* – the first of three waves – gathered the views of over 4,300 Afghans aged 18+ by telephonic interview using random digit dialing. Afghans were surveyed on a number of crucial and nationally important areas including the economy, Covid-19, peace, security, and women's rights.

The *Survey* was conducted using a mobile-only TAPI (Tablet-Assisted Phone Interviewing) –based survey of the mobile phone-using public of Afghanistan. The *Survey* was fielded using Research Control Solutions (RCS) software. Fieldwork was conducted from September 6, 2020 to October 4, 2020, by 90 native Dari and Pashto speaking interviewers, gender matched with respondents. The final sample was 72% male and 28% female, and comprised 58% urban and 42% rural respondents. Survey weights were used for representativeness of the sample. Considering the *Survey* design, the estimated design effect was 2.03. The margin of error with 95% confidence at  $p=.5$  is 1.49%. The complex margin of error with design effect with 95% confidence at  $p=.5$  is  $\pm 2.13\%$ .

On economy, Afghans were asked their perceptions on their economic situation over the past 12 months with regards to their household situation, employment opportunities, the affordability and availability of quality products, access to services, and the cost of medication and health care service. They were further asked about the levels of access to aid, including financial and employment, being provided to their households during the past 12 months. Afghan perceptions on levels of corruption in the country were also sought.

To address concerns around the unfolding Covid-19 pandemic, Afghans were asked a range of questions regarding their levels of worry, which protective measures they had utilized, from where they obtained Covid-19 information, the government response, and whether they or someone in their household had displayed symptoms and whether there had been a confirmed diagnosis.

On peace talks, Afghans were asked whether peace is achievable in the next two years and whether they felt they would be represented at peace talks. Perceptions regarding possible compromises to achieve peace, and their willingness to accept conditions related to a Taliban amnesty, the ceding of provinces, and women's rights issues were also garnered.

On security, Afghans were asked whether the Afghan National Police, Afghan National Army, and Afghan Local Police would be able to provide adequate security without foreign financial and technical assistance. They were also asked about violence and types of violence that had impacted them or their family.

Regarding women's rights, perceptions were sought regarding where respondents feel it is acceptable for women to work and whether women should have access to leadership roles.

## PEACE

Slightly over half (54.1%) of those interviewed say that peace is achievable in Afghanistan within the next two years, while 34.3% of respondents say that it is not. Males (59.4%) are more likely than females (48.8%) to say peace is achievable within the next two years. More rural dwellers (56.7%) believe that peace is achievable than urbanites (46.6%). By age, those aged 55 years and above display the highest level of optimism for peace (66.3 %), while those in the 18–25 bracket (51.6%) display the lowest.

Among the 34.3% who indicated peace was not achievable, the most cited answers to why not include: interference by other countries (36.7% [aggregated score]), the government and Taliban are too far apart (16.2%), violence and fighting are continuing (14.9%), and the Taliban are not interested in peace (9.3%).

Respondents were asked if they believe people like them are sufficiently represented in efforts to negotiate peace with the Taliban. Half of respondents (50.1%) indicated that they did not believe so, while 40.9% said they do. Men are more likely to indicate they feel represented than women (45.0% compared to 36.8%). Afghans aged 55+ are more likely to say they are represented than younger Afghans aged 18–25 are (53.2% compared to 39.5%).

Respondents were asked how important it is to protect a number of areas as part of the peace process including the current constitution, a democratic system, a strong central government, freedom of the press, and women's rights. In regard to areas in which respondents said it is "very important" that they be protected, the most cited answers were a strong central government (85.1%), women's rights (84.7%), and equality among different groups of people (regardless of ethnicity) (84.4%).

Protection of the current constitution was reported as very important by an overwhelming majority (79.3%) of respondents. Roughly one fifth (22.3%) of respondents said it was very important to protect the presence of foreign military forces, while almost half (46.1%) said it was not at all important to protect in a peace deal.

A majority of respondents (73.2%) state they would be very unwilling to accept a peace agreement with conditions that women and girls are no longer able to work outside of the home. By gender, more females (80.1%) said they were very unwilling than males (66.3%).

A huge majority of respondents (85.6%) state they would be very unwilling to accept a peace agreement with conditions that women and girls are no longer able to attend school. Females (89.4%) are more likely than male (81.7%) to report they are very unwilling. Those with 12+ years education (90.9%) are more likely to report they are very unwilling than those with no formal education (81.6%).

Regarding support of a blanket amnesty for senior leaders in the Taliban, 33.3% of respondents said they were very willing to support it, while at the same time an equal number, 33.8% say they are very unwilling to support this. By some distance males (42.0%) are more likely than females (24.5%) to say they are very willing regarding blanket amnesty for senior Taliban leaders.

A somewhat higher percentage of Afghans said they were very willing to support a peace deal that provides blanket amnesty for Taliban fighters (39.3%), while 27.3% said they were very unwilling to support this condition in a peace deal. Similarly, males are more likely than females to say they are very unwilling regarding a blanket amnesty for Taliban fighters (47.9% compared to 30.7%).

When asked about a role for Taliban in government, 31.0% of respondents said they were very willing to support this, and a similar proportion (31.0%) said they were somewhat willing. However, 27.8% responded that they were very unwilling to support such a provision.

While there appears to be some appetite for an amnesty and a role for Taliban in government, there is much less appetite for possibility of control of provinces being ceded to the Taliban as part of a peace agreement. Indeed, over half (54.6%) of respondents said they would be very unwilling for this to happen, while only 14.5% said they would be very willing.

## SECURITY

Just over half of respondents (52.9%) strongly agree that the Afghan National Army (ANA) can provide adequate security without foreign technical assistance, while 16.8% strongly disagree with this statement. Utilizing the same question for the Afghan National Police (ANP), fewer respondents strongly agree (43.4%), and more respondents strongly disagree (20.5%). When asked whether the Afghan Local Police (ALP) will be able to provide adequate security without foreign technical assistance, over one third (36.6%) said they strongly agree with the statement, while less than one fifth (19.9%) said they somewhat agree.

When considering whether the ANA would be able to provide adequate security without foreign financial assistance, over half of respondents indicated that they either strongly agree (35.4%), or somewhat agree (19.1%). Figures are slightly lower for the ANP, but still over half either strongly agree (30.1%) or somewhat agree (20.6%) that the ANP will be able to provide adequate security without foreign financial assistance. When asked whether they believe the ALP will be able to provide adequate security without foreign financial assistance, a slightly different picture emerges with 24.6% of respondents saying they strongly agree.

## WOMEN'S RIGHTS

Regarding beliefs around where women can and should work, the highest agreement was around working at female-only schools (92.1%). Very close behind at 91.6% was women working at hospitals or clinics, the next highest response for this question. Working at a co-ed school was significantly lower (61.1%), indicating a possible aversion in some respondents to the mixing of genders.

In a sign that perhaps there is still some resistance to full female participation or interaction in society, the number of respondents who strongly agree that it is acceptable for women to work at a private company outside the home - with both male and female employees is less than half (45.7%).

When asked whether they agree or disagree that it is acceptable for women to have access to the following leadership roles: running for president, minister or cabinet member, CEO of a large company, governor of a province, or member of a Community Development Council, in all cases a majority responded that they strongly agree. Support for strongly agree was highest for the CEO of a large company position (71.7%) and somewhat lower for running for president (59.5%). In all cases, females are more likely than males to strongly agree.

## ECONOMY

The economic outlook for many Afghans appears to have worsened this year. Indeed, according to the *Survey*, the number of Afghans who say the financial situation of their household have worsened in the past 12 months is at 70.9%. Only 12.4% of respondents indicated that the household financial situation had improved in the previous 12 months.

The employment situation also appears to have worsened, with 74.0% of respondents reporting that employment opportunities for their household have gotten worse this year. Only 11.0% of respondents reported that the employment opportunities within their household have gotten better over the past 12 months, while 14.8% report that this had stayed the same.

In a further sign of a weakened economy, and when asked about the availability of basic products in the market, such as wheat, rice, and oil, 66.8% of respondents report that availability had worsened in the previous 12 months, while only 12.6% report that it had gotten better and 19.3% said it stayed the same. Respondents were also asked how the affordability of quality of products had been impacted in the previous 12 months. At the national level 77.3% of Afghans reported that this had worsened while only 9.1% say it had gotten better and 12.8% said it stayed the same.

For Afghans, the presence of corruption remains a significant hurdle, 85.0% of respondents reported that corruption was a major problem in their daily life. When the same question was asked regarding Afghanistan as a whole, 95.0% of respondents cited corruption as a major problem highlighting the scale of this issue. Only 0.9% of those surveyed say that corruption in Afghanistan is not a problem.

## COVID-19

Access to accurate public health information is crucial for fighting any pandemic, for guiding public response, and for keeping people informed of trends and public health measures and precautions. In a sign of good public outreach utilization, 84.5% of Afghans report that they received adequate news and information on Covid-19 and the actions they needed to take to respond to it.

Generally, Afghans appear to be satisfied with the overall level of information provided by the government during the Covid-19 pandemic, with over 60 percent of respondents saying that to a great (34.2%) or moderate extent (28.7%) they were provided timely information about Covid-19. When asked to what level they were provided accurate information about Covid-19, over 60 percent again responded that they had received this to either a great extent (36.5%) or moderate extent (26.0%).

Satisfaction with levels of support provided by the government to support respondents and their families during the pandemic, however, tell a different story. When asked to what extent do you feel the government has provided support to you and your family during the pandemic, 74.2% of respondents reported not at all.

Respondents were asked questions regarding whether they or anyone in their household had experienced the following Covid-19 symptoms since December 2019: fever; shortness of breath or difficulty breathing; tiredness; dry cough; nasal congestion; sore throat; or, other symptoms. The most prevalent answers among respondents were fever (52.3%), sore throat (49.9%), and tiredness (42.8%). Shortness of breath or difficulty breathing (29.5%) was the least cited answer.

More than one fifth (23.0%) of respondents reported that they or someone in their household had received a confirmed diagnosis of Covid-19.

## **EXPERIMENTAL ANALYSIS**

A separate section of the *Afghanistan Flash Survey* explores the “social desirability effect,” a tendency for participants to respond in a way they believe may be viewed favorably by the enumerator or others. Understanding this effect is particularly useful in the context of politically sensitive topics including a peace deal or attitudes towards the Taliban.



## METHODS

The Asia Foundation's *Afghanistan Flash Surveys on Perceptions of Peace, Covid-19, and the Economy: Wave 1 Findings* is a mobile-only Tablet-Assisted Phone Interviewing (TAPI) –based survey of the mobile phone-using public of Afghanistan. The survey was fielded using Research Control Solutions (RCS) software.

This survey targets a representative sample of mobile-using Afghans (age 18+) totaling 4,303n. The sample was generated via random digit dialing (RDD), so any existing mobile phone number in Afghanistan had a theoretical probability of selection.

Fieldwork was conducted starting on September 6, 2020 and ending on October 4, 2020, by 90 native Dari and Pashto speaking interviewers, gender matched with respondents. The final sample was 72% male and 28% female, and comprised 58% urban and 42% rural respondents.

The sampling methodology, questionnaire design, field team, and overall field experience are summarized in this section, however a more detailed methodology is available in Appendix 1.

1. The survey included a random sample of 4,303 mobile phone-using Afghans.
2. The mobile sample was drawn using a list assisted RDD methodology. Mobile telephones were not stratified. The sample frame has been developed based on source data provided by international telecommunication union (ITU).
3. Calls were made using SIM-card enabled devices, with AWCC, Afghan telecom Salaam, Etisalat, MTN and Roshan as the network operators.
4. The questionnaire included questions about the Covid-19 pandemic, opinion of the security forces, the peace process, crime and violence, and the role of women in society. In addition, the survey captured demographic information, such as age, gender, education level, ethnicity, and work status, among others.
5. The average length of a completed interview was 33 minutes and 54 seconds, with a standard deviation of 10 minutes and 46 seconds. The minimum interview length was 10 minutes and 3 seconds, while the maximum length was 1 hour, 45 minutes, and 40 seconds.
6. Fieldwork was completed by 90 native Dari and Pashto speaking interviewers, between September 6 – October 4, 2020. The field team started with 50 interviewers, but more were gradually brought onto the project as it was realized that a larger field team would be needed to complete fieldwork in a timely manner.
7. Due to the Covid-19 pandemic, interviewers worked from home on cellular phones and SIM-enabled tablets issued by ACSOR. The supervisor assigned Case IDs and phone numbers to interviewers.

8. All cases that were recorded were processed through D3's audio analysis program, sAIren, which checks audio files for long intervals of silence or the absence of human voices, which suggest data falsification or poor quality interviewing. The sAIren results and the ability to immediately pull interview lengths from the online data allowed ACSOR to focus its field-level quality control on cases which were more likely to be problematic due to short interview length or a high percentage of silence. In addition, a third-party monitor, Sayara research, also listened to randomly selected audio recordings or conducted phone back-checks in cases where audio was not available.
9. In addition to sAIren analysis, field-level quality control consisted of audio monitoring (listening to recordings) and phone back-checks. The Asia Foundation contracted with Sayara Research to conduct third-party validation, which consisted of listening to audio files to confirm the quality of ACSOR's work. In total, 35% of all cases in the final data file. were subject to some form of field-level quality control: 17% of cases were subject to audio audit, 7% were subject to phone back-check, and 11% were quality-controlled by a non-ACSOR monitoring team (either The Foundation or Sayara). In total, 168 cases were removed due to field-level quality control.
10. Quality control tests were conducted following the completion of fieldwork to monitor interviewer performance. During the data cleaning phase, the Valkyrie program was used which searches for patterns or anomalies in the data that may indicate an interview was not properly conducted by an interviewer. For this survey, no cases were deleted for having over 50% refused or don't know answers (i.e. failing the non-response test), no cases were deleted for having 90% similarities in responses to another interview (i.e., failing the duplicates test), and 1 case was deleted for failing both straights tests (i.e. having the same answers for all battery items in 2 batteries). In addition, 83 other cases were deleted as a result of other quality control measures, mostly for having incorrect or unreasonable interview durations, and 33 cases were deleted for having duplicate case IDs (i.e. the same phone number was called twice).
11. Additional logic checks after the initial data delivery were conducted, 91 additional cases were deleted as a result
12. The data was weighted to gender, urban/rural status, and regional population estimates published by the National Statistics and Information Authority (NSIA).
13. Considering the survey design, the estimated design effect was 2.03. The margin of error with 95% confidence at p=.5 is 1.49%. The complex margin of error with design effect with 95% confidence at p=.5 is +/-2.13%.
14. For this sample, the Response Rate is 6.36%, the Cooperation Rate is 44.28%, the Refusal Rate is 5.60%, and the Contact Rate is 14.35%.



## PEACE

After decades of conflict in Afghanistan, the country appears on the cusp of tangible progress. On February 29, 2020, the United States and Taliban signed an Agreement for Bringing Peace to Afghanistan<sup>1</sup> that saw the release of 5,000 Taliban prisoners in return for 1,000 Government prisoners,<sup>2</sup> a commitment by the Taliban not to harbor terrorist groups, and which, will ultimately lead to the full withdrawal of US forces. The US-Taliban agreement also led to two short-term ceasefires - Eid al-Fitr in May and Eid al-Adha announced in July<sup>3</sup> – cultivating optimism for something longer term and permanent.

Most importantly for Afghans, the US-Taliban Agreement led to the initiation of intra - Afghan talks on September 12, 2020,<sup>4</sup> ongoing at the time of writing in Doha, Qatar.

The agreement, however, has been the subject of much scrutiny and consternation with many believing it has weakened the Afghan Government and left the Taliban emboldened.<sup>5</sup> What is clear, however, is that the opportunity for peace is now closer than ever. Indeed, the findings of this *Survey* show that over half participants say peace is achievable in the next two years.

Despite this optimism in perception, hurdles remain and thorny issues such as an interim Government, state reformation, constitutional changes, a ceasefire,<sup>6</sup> and the preservation of gains in women's rights will need to be addressed. More broadly, any peace deal is going to have to deal with such complicated issues as the Disarmament, Demobilization and Reintegration of Taliban fighters. These issues highlight that any peace negotiations are likely to be highly fluid, drawn-out, and subject to major indifferences to that could potentially derail the entire process. Indeed, even reaching a framework agreement for the advancement of talks has been subject to delay.<sup>7</sup>

Many Afghans remain worried about the future and are concerned over further sacrifices that may be made to obtain peace. Indeed, President Ghani alluded to these concerns when he stated that there should not be “a peace at any cost.”<sup>8</sup> Concerns over what may be sacrificed aside, there are many who are skeptical of a Taliban commitment to a peaceful resolution,<sup>9</sup> with some believing the Taliban are simply going along with the talks to ensure that the US leaves.<sup>10</sup>

The chances of success hinge on a number of complicated issues, and with half of peace agreements failing<sup>11</sup> there are no guarantees that negotiations will lead to a peace deal.

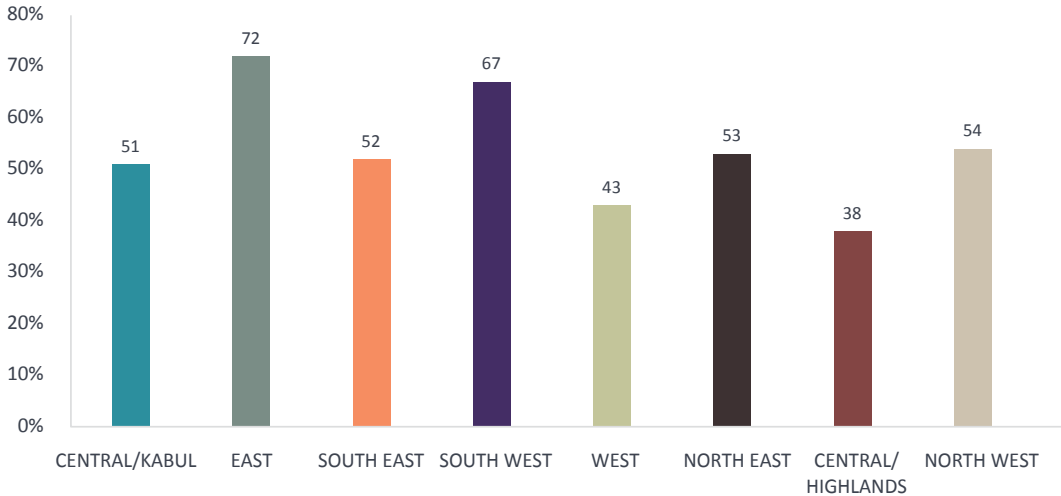
This section attempts to explore Afghan perceptions regarding the peace process, including the redlines for peace and any sacrifices that may be made.

## KEY QUESTIONS

- Q-22:** *Do you think peace is achievable in Afghanistan in the next two years?*
- Q-23.** *(Ask if no at Q-22) Why do you think peace is not achievable in the next two years? (Single mention)*
- Q-24A.** *Do you feel people like you are sufficiently represented in efforts to negotiate peace with the Taliban?*
- Q-24B.** *How well-represented do you think the following groups of people will be in efforts to negotiate peace with the Taliban? Do you think they will be represented very well, somewhat well, somewhat poorly, or very poorly? a. Uneducated or illiterate people, b. Poor people, c. People living in villages or rural areas, d. People living in cities or urban areas, e. Women, f. Young people.*
- Q-25.** *It is likely that to reach a successful peace agreement, all sides would have to make difficult compromises. How important would you say the following things are to protect as part of a peace agreement? Would you say it is very important, somewhat important, not too important, or not at all important? a. The current Constitution, b. A democratic system, c. Freedom of speech, d. Freedom of the press, e. A strong central government, f. The current judicial and court system, g. Women's rights, h. Equality among different groups of people (regardless of ethnicity, class, etc.), i. The presence of foreign military forces in Afghanistan, j. Foreign economic assistance to Afghanistan.*
- Q-26.** *And how willing would you be to accept a peace agreement that included the following conditions? Would you be very willing, somewhat willing, somewhat unwilling, or very unwilling to accept a peace agreement in which: a. Blanket amnesty is provided for Taliban fighters, b. Blanket amnesty is provided for Taliban senior leaders, c. A role in the government is given to the Taliban, d. control over certain provinces is ceded to the Taliban, e. Women may no longer work outside the home, f. Women and girls may no longer attend school*

To understand the level of optimism surrounding peace talks, the *Survey* poses this question to respondents. Given that any peace deal is unlikely to be a quick process, respondents were asked to consider how achievable they believe peace would be over a two year time frame. In a sign of public optimism, slightly over half (54.1%) of participants say peace is achievable in Afghanistan within the next two years. By ten percentage points, males (59.4%) are more likely than females (48.8%) to say this. More rural dwellers (56.7%) say peace is achievable within the next two years than urbanites (46.6%). Those aged 55 years and above display the highest level of optimism (66.3 %), while those in the 18–25 bracket (51.6%) display the lowest.

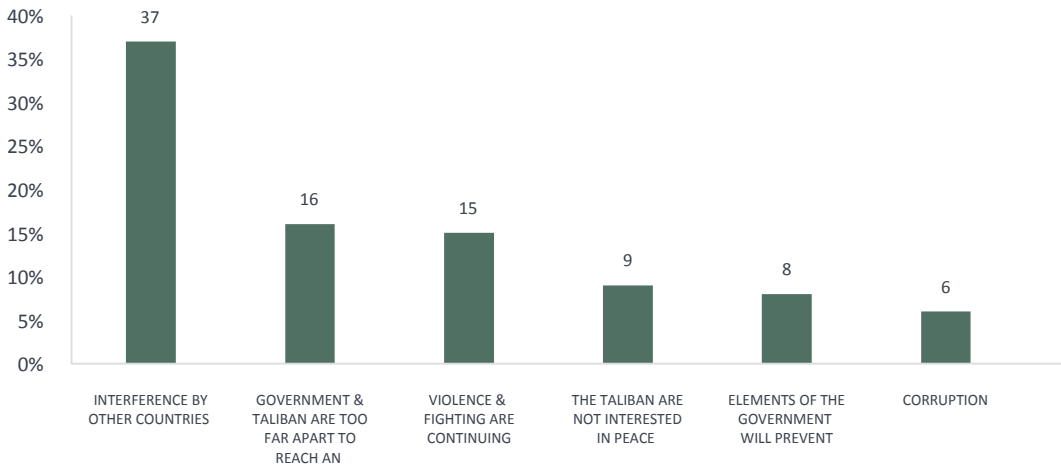
### OPTIMISM FOR PEACE, BY REGION



**FIG.1: Q-22:** *Do you think peace is achievable in Afghanistan in the next two years?*

Among those who say peace is not achievable (34.3%) in the next two years, the most cited answers for this not occurring were interference by other countries (36.7%) (aggregate of all responses who say this and cite specific countries), government and Taliban are too far apart (16.2%), violence and fighting are continuing (15.0%), and the Taliban are not interested in peace (9.3%).

### REASONS WHY PEACE IS NOT ACHIEVEABLE



**FIG. 2: Q-23.** *(Ask if no at Q-22) Why do you think peace is not achievable in the next two years?*

These responses vary by region, as demonstrated in the table below.

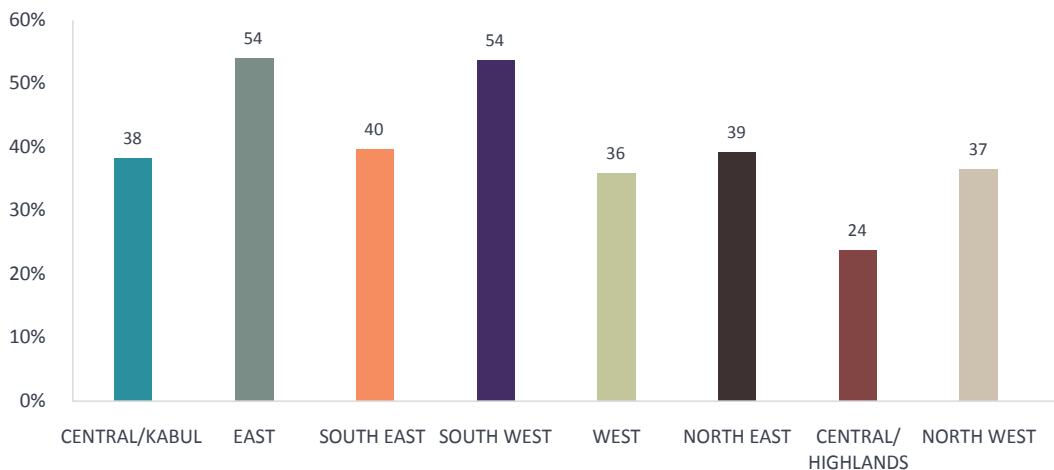
## REASONS WHY PEACE IS NOT ACHIEVABLE, BY REGION

	CENTRAL/ KABUL	EAST	SOUTH EAST	SOUTH WEST	WEST	NORTH EAST	CENTRAL/ HIGHLANDS	NORTH WEST
VIOLENCE & FIGHTING ARE CONTINUING	15	14	15	19	11	16	6	18
GOVERNMENT & TALIBAN ARE TOO FAR APART	18	15	15	13	20	18	18	11
INTERFERENCE BY OTHER COUNTRIES	40	33	34	47	32	33	38	35
CORRUPTION	5	7	9	4	5	8	4	6
THE TALIBAN ARE NOT INTERESTED IN PEACE	7	9	15	7	8	10	12	12
ELEMENTS OF THE GOVERNMENT WILL PREVENT PEACE	6	9	6	3	13	6	10	9

**FIG.3: Q-23.** (Ask if no in Q-22) Why do you think peace is not achievable in the next two years?

Respondents are asked if they feel people like them are sufficiently represented in efforts to negotiate peace with the Taliban. Half of respondents, 50.1%, say they did not think so, while 40.9% said they do feel represented.

## FEEL REPRESENTED IN PEACE TALKS, BY REGION



**FIG.4: Q-24A:** *Do you feel people like you are sufficiently represented in efforts to negotiate peace with the Taliban? (Present who say yes.)*

When asked how well-represented certain groups of people will be in efforts to negotiate peace with the Taliban, respondents were offered the choice of very well, somewhat well, somewhat poorly, or very poorly. In this area a distinction emerges between social indicators. For example, only 14.5% of respondents indicated uneducated or illiterate people will be represented very well, while 43.4% say they will be represented very poorly. A similar theme occurs for poor people, with only 15.1% of respondents saying they would be represented very well, while 47.5% say they will be represented very poorly. A similar trend is noticeable for people living in rural areas or villages with 15.4% saying they would be represented very well, while 40.7% say they would be represented very poorly.

A different trend emerges however, when the category of people living in cities or urban areas is considered, with 31.3% saying they believe this group will be represented very well in efforts to negotiate with the Taliban. Less than a fifth (16.3%) believe that people living in cities or urban areas will be represented very poorly. Similarly, 31.3% of respondents feel that young people will be represented very well.

The representation of women in peace talks has proven to be a strong area of discussion amongst many national and international observers. Some feel that the number of women involved in peace talks is too low and that efforts to protect hard fought gains in women's rights may suffer as a result. This concern is reflected in the survey where only 24.9% of respondents say women will be represented very well in peace talks, while 25.3% say they will be represented very poorly. In a sign of female skepticism only 20.4% of females say they will be represented very well, while 27.2% of females say they will be represented very poorly.

## REPRESENTATION OF VARIOUS GROUPS IN PEACE TALKS

	UNEDUCATED OR ILLITERATE PEOPLE	POOR PEOPLE	PEOPLE LIVING IN VILLAGES OR RURAL AREAS	PEOPLE LIVING IN CITIES OR URBAN AREAS	WOMEN	YOUNG PEOPLE
	%	%	%	%	%	%
VERY WELL	14	15	15	31	25	31
SOMEWHAT WELL	24	21	25	37	33	34
SOMEWHAT POORLY	11	11	13	8	11	9
VERY POORLY	43	47	41	16	25	20

**FIG. 5: Q-24B:** *How well-represented do you think the following groups of people will be in efforts to negotiate peace with the Taliban? Do you think they will be represented very well, somewhat well, somewhat poorly, or very poorly? a. Uneducated or illiterate people, b. Poor people, c. People living in villages or rural areas, d. People living in cities or urban areas, e. Women, f. Young people.*

The protection of gains made during the past 19 years has been a central element of the Government approach to peace talks.<sup>12</sup> For talks to be successful however, it is possible that some tough compromises will need to be made regarding those gains. In this *Survey*, respondents are asked how important it is to protect a number of areas as part of the peace process including: the current constitution, a democratic system, a strong central government, freedom of the press, and women's rights.

Areas respondents say are 'very important' to be protected, the most cited answers were a strong central government (85.1%), women's rights (84.7%), and equality among different groups of people (84.4%). Protection of the current constitution as very important was noted by 79.3% of respondents. Only 22.3% of respondents felt that it was very important to protect the presence of foreign military forces, while almost half (46.1%) felt that it was not at all important. In a sign that many Afghans are cognizant of the possible economic impact of any peace deal, and with the publicized economic downturn as a result of the Covid-19 pandemic, 66.5% said that it was very important that foreign economic assistance to Afghanistan be protected in any peace deal. Just over ten percent (11.2%) said that the protection of foreign economic assistance was not important.

## POLICY PRIORITIES FOR A PEACE DEAL

	VERY IMPORTANT	SOMEWHAT IMPORTANT	NOT TOO IMPORTANT	NOT AT ALL IMPORTANT
STRONG CENTRAL GOVERNMENT	85	9	1	2
WOMEN'S RIGHTS	85	10	1	3
EQUALITY AMONG DIFFERENT GROUPS OF PEOPLE	84	10	2	2
CURRENT CONSTITUTION	79	11	2	4
FREEDOM OF SPEECH	79	14	2	3
FREEDOM OF THE PRESS	79	14	2	2
CURRENT JUDICIAL AND COURT SYSTEM	69	17	4	7
FOREIGN ECONOMIC ASSISTANCE TO AFGHANISTAN	66	16	3	11
DEMOCRATIC SYSTEM	63	18	4	9
PRESENCE OF FOREIGN MILITARY FORCES	22	17	9	46

**FIG.6: Q-25.** *It is likely that to reach a successful peace agreement, all sides would have to make difficult compromises. How important would you say the following things are to protect as part of a peace agreement? Would you say it is very important, somewhat important, not too important, or not at all important? a. The current Constitution, b. A democratic system, c. Freedom of speech, d. Freedom of the press, e. A strong central government, f. The current judicial and court system, g. Women's rights, h. Equality among different groups of people (regardless of ethnicity, class, etc.), i. The presence of foreign military forces in Afghanistan, j. Foreign economic assistance to Afghanistan.*

For peace talks to succeed, the Afghan government may also be faced with other tough decisions and compromises that include the reintegration of Taliban fighters into society, and a possible role for the Taliban in government. What – if anything – the Afghan government may be willing to compromise on is not yet known. For the purposes of this Survey, respondents are asked whether they are very willing, somewhat willing, somewhat unwilling, or very unwilling when asked to respond to questions that provide condition-based scenarios that may arise from peace talks.

## ACCEPTABLE CONDITIONS FOR A PEACE AGREEMENT

	VERY + SOMEWHAT WILLING TO ACCEPT	VERY + SOMEWHAT UNWILLING TO ACCEPT
BLANKET AMNESTY IS PROVIDED FOR TALIBAN FIGHTERS	66	31
A ROLE IN THE GOVERNMENT IS GIVEN TO THE TALIBAN	62	33
BLANKET AMNESTY IS PROVIDED FOR TALIBAN SENIOR LEADERS	57	38
CONTROL OVER CERTAIN PROVINCES IS CEDED TO THE TALIBAN	33	60
WOMEN MAY NO LONGER WORK OUTSIDE THE HOME	19	79
WOMEN AND GIRLS MAY NO LONGER ATTEND SCHOOL	10	89

**FIG.7: Q-26.** *And how willing would you be to accept a peace agreement that included the following conditions? Would you be very willing, somewhat willing, somewhat unwilling, or very unwilling to accept a peace agreement in which: a. Blanket amnesty is provided for Taliban fighters, b. Blanket amnesty is provided for Taliban senior leaders, c. A role in the government is given to the Taliban, d. control over certain provinces is ceded to the Taliban, e. Women may no longer work outside the home, f. Women and girls may no longer attend school*

When asked about blanket amnesty for Taliban fighters, 39.3% say they are very willing and 26.3% say they are somewhat willing to accept this. More than one fourth, 27.3% say they are very unwilling. When disaggregated by region, some interesting differences are noted, 60.5% of respondents in the East stated they are very willing to accept blanket amnesty, while this figure is considerably lower in the Central/Highlands (26.6%) and West (28.5%).

### BLANKET AMNESTY PROVIDED FOR TALIBAN FIGHTERS, BY REGION

	CENTRAL/ KABUL	EAST	SOUTH EAST	SOUTH WEST	WEST	NORTH EAST	CENTRAL/ HIGHLANDS	NORTH WEST
	%	%	%	%	%	%	%	%
VERY WILLING	6	16	10	14	6	14	7	7
SOMEWHAT WILLING	8	12	9	15	6	8	5	8
SOMEWHAT UNWILLING	5	8	8	7	6	6	3	6
VERY UNWILLING	79	63	71	63	80	71	82	74

**FIG.8: Q-26a.** *And how willing would you be to accept a peace agreement that included the following conditions? Would you be very willing, somewhat willing, somewhat unwilling, or very unwilling to accept a peace agreement in which: a) blanket amnensty if provided for Taliban fighters?*

Differences also emerge with males (47.9%) significantly more likely to say they are very willing when compared to females (30.7%).

Regarding blanket amnesty for Taliban leaders, 33.3% say they are very willing, while 33.8% say they are very unwilling to accept this. By some distance, males (42.0%) are more likely than females (24.5%) to say they are very willing to accept a peace deal that provides blanket amnesty for Taliban leaders.

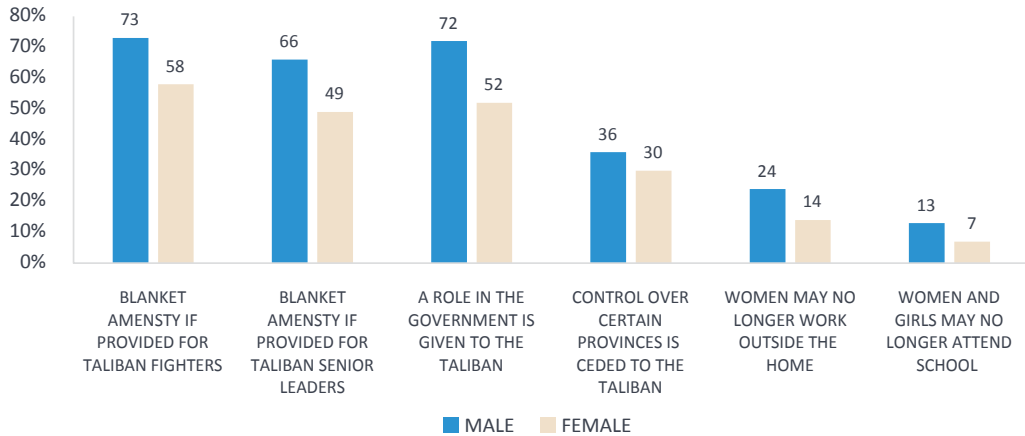
For a peace deal to be successful, it is possible there will be a requirement for some form of Taliban involvement in Government. Indicative that perhaps the appetite for such a compromise exists, when asked about a role for Taliban in Government, 31.0% of respondents said they are very willing and the figure is the same (31.0%) for those who say they are somewhat willing to accept this. More than one fourth (27.8%) say they are very unwilling.

While there appears to be some appetite for an amnesty and a role for Taliban in Government, there is much less for possibility of control of provinces being ceded to the Taliban as part of a peace agreement. Indeed, over half (54.6%) of respondents say they would be very unwilling for this to happen, while only 14.5% said they would be very willing. Females (57.2%) are more likely to be very unwilling than males (51.9%). And urbanites (60.2%) are more likely to report they are very unwilling than rural dwellers (52.6%).

When asked if they would support a peace deal that resulted in women not being allowed to work outside the home, the vast majority of respondents say they are very unwilling to support this (73.2%). Less than ten percent (9.9%) said they were very willing. More females (80.1%) say they are very unwilling than males (66.3%). By ten percentage points, respondents in urban areas (80.9%) are more likely to say they are very unwilling than rural dwellers (70.6%).

A majority of respondents (85.6%) state they would be very unwilling to accept a peace agreement that results in women and girls no longer being able to attend school. Overall, less than ten percent say they would be very willing (6.6%) or somewhat willing (3.2%) for the same question. By region, those in Central/Highlands (90.6%) and Central/Kabul (90.1%) are most likely to report they are very unwilling. Females (89.4%) are more likely than males (81.7%) to report they are very unwilling to accept such a peace deal. Those with 12+ years education (90.9%) are more likely to report that are very unwilling than those with no formal education (81.6%).

## ACCEPTABLE CONDITIONS FOR A PEACE AGREEMENT, BY GENDER



**FIG.9: Q-26.** And how willing would you be to accept a peace agreement that included the following conditions? Would you be very willing, somewhat willing, somewhat unwilling, or very unwilling to accept a peace agreement in which: a. Blanket amnesty is provided for Taliban fighters, b. Blanket amnesty is provided for Taliban senior leaders, c. A role in the government is given to the Taliban, d. control over certain provinces is ceded to the Taliban, e. Women may no longer work outside the home, f. Women and girls may no longer attend school. (Percent who say very willing and somewhat willing)

## ENDNOTES

- 1 Agreement for Bringing Peace to Afghanistan between the Islamic Emirate of Afghanistan which is not recognized by the United States as a state and is known as the Taliban and the United States of America: <https://www.state.gov/wp-content/uploads/2020/02/Agreement-For-Bringing-Peace-to-Afghanistan-02.29.20.pdf> (Accessed October 07, 2020)
- 2 To Release, Or Not To Release? Legal questions around Ghani's consultative loya jirga on Taleban prisoners: <https://www.afghanistan-analysts.org/en/reports/war-and-peace/to-release-or-not-to-release-legal-questions-around-ghanis-consultative-loya-jirga-on-taleban-prisoners/> (Accessed October 07, 2020)
- 3 Two Parties Too Wary for Peace? Central questions for talks with the Taleban in Doha: <https://www.afghanistan-analysts.org/en/reports/war-and-peace/two-parties-too-wary-for-peace-central-questions-for-talks-with-the-taleban-in-doha/> (Accessed October 07, 2020)
- 4 Ibid
- 5 Ibid
- 6 Ibid
- 7 Intra-Afghan talks: We are stuck say Afghan delegates: <https://southasiamonitor.org/afghanistan/intra-afghan-talks-we-are-stuck-say-afghan-delegates> (Accessed October 07, 2020)
- 8 What Do Afghans Want? Peace, But Not 'at Any Cost': <https://thediplomat.com/2020/03/what-do-afghans-want-peace-but-not-at-any-cost/> (Accessed October 11, 2020)
- 9 Are the Taliban Serious about Peace Negotiations?: <https://www.crisisgroup.org/asia/south-asia/afghanistan/are-taliban-serious-about-peace-negotiations> (Accessed October 07, 2020)
- 10 Ibid
- 11 Designing a comprehensive peace process for Afghanistan: [https://www.usip.org/sites/default/files/Designing\\_a\\_Comprehensive\\_Peace\\_Process\\_for\\_Afghanistan.pdf](https://www.usip.org/sites/default/files/Designing_a_Comprehensive_Peace_Process_for_Afghanistan.pdf) (Accessed October 11, 2020)
- 12 Ashraf Ghani: Afghans and their international partners have paid the costs. Now we're taking a risk for peace: <https://www.washingtonpost.com/opinions/2020/08/14/ashraf-ghani-afghans-their-international-partners-have-paid-costs-now-were-taking-risk-peace/> (Accessed October 14, 2020)



## SECURITY

Security across Afghanistan continues to be a challenge. In spite of ongoing peace talks and expectations of a reduction in violence,<sup>1</sup> there appears to be no slow down as the country continues to see high levels of kinetic activity. Indeed, since the signing of the US-Taliban Agreement to Bring Peace to Afghanistan in February 2020, violence against the Afghan National Defence and Security Forces (ANDSF) by Armed Opposition Groups appears to have at best stagnated, and at worse increased. There was an understanding that a consequence of the US-Taliban agreement would be a significant reduction in violence by all sides to the conflict,<sup>2</sup> but this does not appear to have materialized.

Levels of violence has been fluid, but at times it has been sustained, having led to some of the ‘most violent periods of the war’ to date with a ‘worrisome’ number of attacks.<sup>3</sup> Continually high levels of violence have been labeled as ‘totally unacceptable’ by NATO Senior Civilian Representative in Afghanistan, Stefano Pontecorvo. Indicative of the sustained levels of violence, President Ghani stated that according to government figures, 12,279 Afghan security forces and civilians had been killed or wounded by the Taliban since the signing of the US-Taliban agreement.<sup>4</sup> The continued violence has also led President Ghani to order the ANDSF to go on the offensive.<sup>5</sup>

With no letup in violence apparent and with a reduced International Military Forces involvement, there may be concerns that current levels of violence will persist and add pressure to the ANDSF.

While the ANDSF have been the lead in providing security in Afghanistan since 2015,<sup>6</sup> there will undoubtedly be some concern about the impact of the continuing US troop withdrawal on the capacity and capability of the ANDSF from a financial, military and logistical support perspective. Adding to this concern will be the concurrent – although much lower level – withdrawal of NATO forces<sup>7</sup> supporting the train, advise, and assist (TAA) mission.<sup>8</sup> For the moment, NATO is claiming that any withdrawal on their part will be conditions based,<sup>9</sup> and at the time of writing, no decision has been made yet.

### KEY QUESTIONS

- Q-34.** *Now, please tell me if you think that the following will be able to provide adequate security without foreign technical assistance? By technical assistance we mean tactical, operational and mentoring support to the ANDSF. Do you strongly agree, somewhat agree, somewhat disagree, or strongly disagree? a) Afghan National Army. b) Afghan National Police. c) Afghan Local Police.*
- Q-35.** *Now, please tell me if you think that the following will be able to provide adequate security without foreign financial assistance? Do you strongly agree, somewhat agree,*

*somewhat disagree, or strongly disagree?*

- Q-36.** *I'm going to read some statements to you about Afghan National Police (ANP). ANP officers are the ones who wear solid blue-grey colored uniforms. Please tell me if you agree or disagree with each statement. (Read out statement, wait for response and then ask): Would you say strongly or somewhat?*
- Q-37.** *Have you or has anyone in your family suffered from violence or of some criminal act in the past year?*
- Q-38.** *(Ask if 'Yes' in Q-37) If it is ok to ask, what kinds of violence or crimes did you or someone in your family experience in the past year?*
- Q-39.** *(Ask if 'Yes' in Q-37) Were the crimes or violent acts reported to anybody outside your family or not?*

Given the shift in posture of the US and the potential for future changes by NATO forces, some focus of questions in this Survey has been to assess public perception of the consequences of the withdrawal of international military support and the impact this may have on the ANDSF.

The percentage of respondents who strongly agree the Afghan National Army (ANA) can still provide adequate security without foreign technical assistance is 52.9%, while the percentage who strongly disagree is 16.8%. Respondents in the East (67.7%) are most likely to strongly agree, while those in the Central/Highlands (43.8%) are least likely.

Utilizing the same question but for the Afghan National Police (ANP), there is a drop in the percentage of respondents who strongly agree (43.4%), while the percentage who strongly disagree increases (20.5%). By region, the same split as the ANA is noted, with respondents in the East (57.9%) most likely to strongly agree, while those in the Central/Highlands (37.9%) are least likely.

Despite their impending disbandment and a historically mixed performance,<sup>10</sup> support for the Afghan Local Police (ALP) appears high among respondents. When asked whether they think the ALP will be able to provide adequate security without foreign technical assistance over a third (36.6%) strongly agreed, while almost a fifth (19.9%) said they somewhat agreed with this. Just less than a third (28.6%) of respondents said they strongly disagreed. There is little split by gender in those that strongly agree (males 36.1% / females, 37.2%), although there is difference in those who strongly disagree, with males (33.5%) more likely than females (23.7%) to have given this answer.

## CAN ANDSF PROVIDE ADEQUATE SECURITY WITHOUT FOREIGN TECHNICAL ASSISTANCE?

	<b>STRONGLY AGREE</b>	<b>SOMEWHAT AGREE</b>	<b>SOMEWHAT DISAGREE</b>	<b>STRONGLY DISAGREE</b>
ANA	53	19	7	17
ANP	43	23	9	21
ALP	37	20	10	29

**FIG.10: Q-34.** *Now, please tell me if you think that the following will be able to provide adequate security without foreign technical assistance? By technical assistance we mean tactical, operational and mentoring support to the ANDSF. Do you strongly agree, somewhat agree, somewhat disagree, or strongly disagree?*

A similar question was utilized to determine whether Afghans believe the ANDSF will be able to provide adequate security without foreign financial assistance. When considering whether the ANA will be able to provide adequate security without foreign financial assistance, over half of respondents indicated that they either strongly agree (35.4%), or somewhat agree (19.1%). The percentage who strongly disagree is less than a third (32.3%).

By region, those in East (47.0%) are more inclined to say they strongly agree, while those in the Central/Highlands (23.4%) are least likely.

Figures are slightly lower for the ANP, but still over half either strongly agree (30.1%) or somewhat agree (20.6%) that the ANP will be able to provide adequate security without foreign financial assistance. The percentage who strongly disagree is just over one third (34.2%). Again, the East – Central/Highlands split is apparent with those in the East (40.3%) most likely to strongly agree and those in the Central/Highlands (17.3%) least likely.

When asked whether they think the ALP will be able to provide adequate security without foreign financial assistance, a slightly different picture emerges with 24.6% of respondents saying they strongly agree.

## CAN ANDSF PROVIDE ADEQUATE SECURITY WITHOUT FOREIGN FINANCIAL ASSISTANCE?

	STRONGLY AGREE	SOMEWHAT AGREE	SOMEWHAT DISAGREE	STRONGLY DISAGREE
ANA	35	19	10	32
ANP	30	21	11	34
ALP	25	20	11	41

**FIG. 11: Q-35.** *Now, please tell me if you think that the following will be able to provide adequate security without foreign financial assistance? Do you strongly agree, somewhat agree, somewhat disagree, or strongly disagree? a) Afghan National Army b) Afghan National Police c) Afghan Local Police.*

Afghans are also asked about their perceptions of the ANP and if they would contact them if they needed assistance; if the ANP helps improve security; is efficient at arresting criminals; and if the ANP is honest and fair.

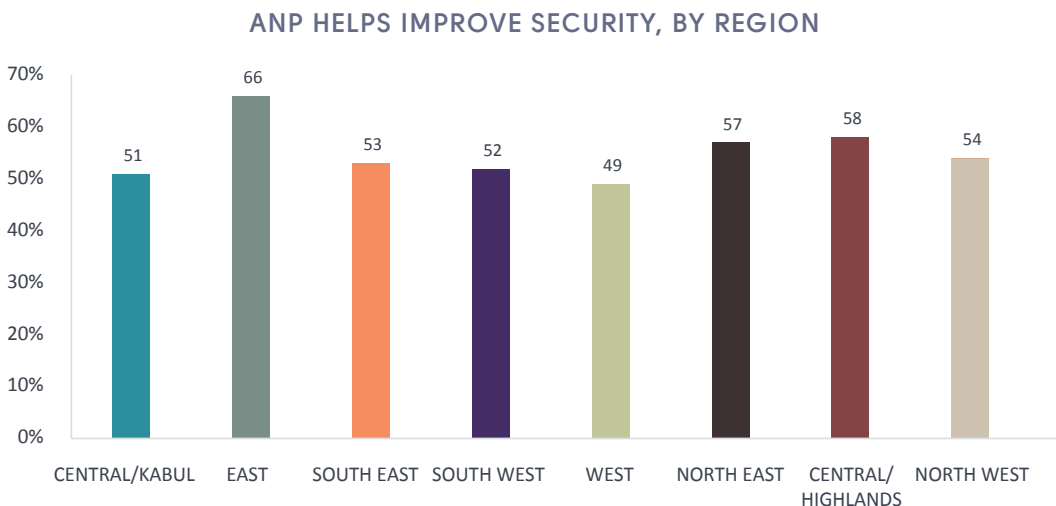
Just under half (49.6%) strongly agree that the ANP is honest and fair with the Afghan people, this represents an eight-percentage point increase on findings from the same question in the SAP 2019 (41.3%).<sup>11</sup> Females (52.8%) are more inclined than males (46.5%) to say they strongly agree.

### PERCEPTION OF THE ANP

	STRONGLY AGREE	SOMEWHAT AGREE	SOMEWHAT DISAGREE	STRONGLY DISAGREE
I WOULD CONTACT THE ANP IF I NEEDED ASSISTANCE	65	16	4	13
ANP HELPS IMPROVE SECURITY IN AFGHANISTAN	54	28	6	10
ANP IS EFFICIENT AT ARRESTING THOSE WHO HAVE COMMITTED CRIMES	51	24	6	16
ANP IS HONEST AND FAIR WITH THE AFGHAN PEOPLE	50	27	8	13

**FIG. 12: Q-36.** *I'm going to read some statements to you about Afghan National Police (ANP). ANP officers are the ones who wear solid blue-grey colored uniforms. Please tell me if you agree or disagree with each statement. (Read out statement, wait for response and then ask): Would you say strongly or somewhat?*

The percentage who strongly agree that the ANP helps improve security in Afghanistan is just over half (53.9%). This represents a noticeable increase on the 36.4% of respondents who answered the same question in the SAP 2019.<sup>12</sup> One reason for this increase may be amplified visibility on the part of ANP due to increased operational activity.

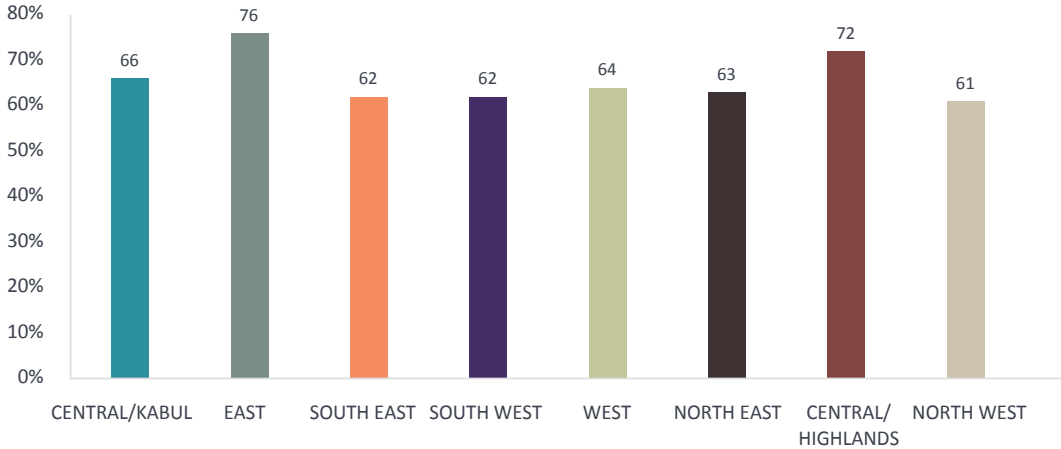


**FIG.13: Q-36.** *I'm going to read some statements to you about Afghan National Police (ANP). ANP officers are the ones who wear solid blue-grey colored uniforms. Please tell me if you agree or disagree with each statement. (Read out statement, wait for response and then ask): Would you say strongly or somewhat? a) ANP helps improve security in Afghanistan (Percent who strongly agree)*

Another noticeable increase is recorded among respondents who strongly agree that the ANP is efficient at arresting those who have committed a crime (50.9%), when compared with figures from the SAP 2019 (31.7%).<sup>13</sup>

Almost two thirds of respondents (64.8%) strongly agree they would contact the ANP if they needed assistance. By gender, there is no discernible difference to those who strongly agree (males 64.5% / females 65.2%). A huge narrowing in the gap between perceptions in the East and Central/Highlands is noted here, however. While respondents in the East (75.5%) are most likely to strongly agree, they are followed closely behind by respondents in the Central/Highlands (72.4%).

## WILLINGNESS TO CONTACT THE ANP FOR ASSISTANCE, BY REGION

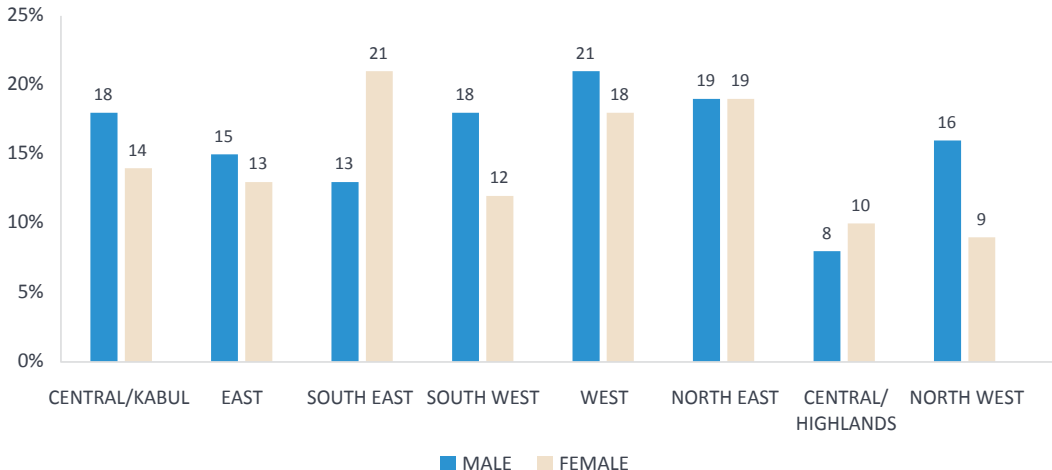


**FIG. 14: Q-36.** *I'm going to read some statements to you about Afghan National Police (ANP). ANP officers are the ones who wear solid blue-grey colored uniforms. Please tell me if you agree or disagree with each statement. (Read out statement, wait for response and then ask): Would you say strongly or somewhat? I would contact the ANP if I needed assistance (Percent who say strongly)*

When asked whether respondents or anyone in their family had suffered from violence or of some criminal act in the past year, less than one fifth (16.0%) replied yes, a minor decrease on findings in the SAP 2019 (17.7%).

Males (17.0%) are marginally more likely to say they or someone in their household had suffered from violence or a criminal act in the past year than females (15.0%). By region, respondents in the North East (19.0%) and West (18.8%) are the most likely to report they or a family member had, while those in the Central/Highlands (8.9%) are the least likely.

## EXPERIENCE OF VIOLENCE AND CRIME, BY GENDER



**FIG. 15: Q-37.** *Have you or has anyone in your family suffered from violence or of some criminal act in the past year?) (Percent who say yes)*

In a follow up question, participants who have experienced an act of violence or crimes, are asked to identify what types of violence was experienced. Don't know<sup>14</sup> (30.5%) is the most given answer by respondents, who reported that they or anyone in their family had suffered from violence or of some criminal act in the past year. Murder and physical beating were the next frequent answer with both at 21.0%. The number citing physical attack or beating is significantly down from the 36.0% who responded to the same question in the SAP 2019.<sup>15</sup> Other cited answers include, burglary/looting (15.2%) racketeering / extortion (13.2%), militant/insurgent actions (12.3%), suicide attacks (9.9%), pick pocketing (8.1%), vehicle/ property theft (9.0%), police actions (5.6%), foreign forces actions (night raise, drone attacks) (5.1%). Eight percent of respondents refused to answer this follow-up question.

## TYPE OF VIOLENCE AND CRIME EXPERIENCED, BY REGION

	EAST	SOUTH EAST	SOUTH WEST	WEST	NORTH EAST	CENTRAL/ HIGHLANDS	NORTH WEST	OVERALL
	%	%	%	%	%	%	%	%
DON'T KNOW	20	27	46	30	24	35	31	42
MURDER	20	15	32	8	22	25	21	24
PHYSICAL ATTACK OR BEATING	20	29	8	31	18	15	46	28
BURGLARY/LOOTING	20	23	8	19	14	7	37	14
RACKETEERING / EXTORTION	16	14	12	7	17	12	26	8
MILITANTS/ INSURGENT ACTIONS	8	6	18	18	6	24	0	6
SUICIDE ATTACKS	13	8	8	3	9	14	0	10
MOTOR VEHICLE / PROPERTY THEFT	13	10	2	5	20	3	6	5
PICK-POCKETING	9	6	10	13	9	4	0	7
POLICE ACTIONS	5	4	2	11	5	9	4	2
FOREIGN FORCES ACTIONS (NIGHT RAIDS, DRONE ATTACKS, ETC.)	3	8	2	4	4	9	0	9
LIVESTOCK STOLEN	3	0	6	5	7	4	6	2
KIDNAPPING	4	6	5	5	2	2	6	5

**FIG. 16: Q-38** *If it is ok to ask, what kinds of violence or crimes did you or someone in your family experience in the past year?*

By over ten percentage points, females (36.0%) are most likely to report they ‘don’t know’ when compared with males (25.6%). Males, however, are most likely to report physical attack or beating (23.2%), when compared against females (18.5%).

When asked whether the crimes or violent acts were reported to anybody outside of their family or not just over half (52.2%) say yes. Just over half of males (54.8%) and just under half of females (49.2%) say it had been reported. Those who say yes were most likely to be in the South West (67.0%) and those in the West (39.2%) the least likely. By age, respondents aged 55+ years (58.0%) were most likely to say yes.

## ENDNOTES

- 1 Special Inspector General for Afghanistan Reconstruction (SIGAR): July 30, 2020 Quarterly Report to Congress: <https://www.sigar.mil/pdf/quarterlyreports/2020-07-30qr-section3-economic.pdf> (Accessed: October 7, 2020)
- 2 <https://www.afghanistan-analysts.org/en/reports/war-and-peace/taleban-opportunism-and-ansf-frustration-how-the-afghan-conflict-has-changed-since-the-doha-agreement/>
- 3 Special Inspector General for Afghanistan Reconstruction (SIGAR), 2020
- 4 Afghan Analysts, 2020
- 5 Special Inspector General for Afghanistan Reconstruction (SIGAR), 2020
- 6 Ghani Congratulates Nation on Completion of Security Transition: <https://tolonews.com/afghanistan/ghani-congratulates-nation-completion-security-transition> (Accessed October 08, 2020)
- 7 Special Inspector General for Afghanistan Reconstruction (SIGAR): July 30, 2020 Quarterly Report to Congress: <https://www.sigar.mil/pdf/quarterlyreports/2020-07-30qr-section3-economic.pdf> (Accessed: October 7, 2020)
- 8 Ibid
- 9 Allies to Leave Afghanistan when ‘Conditions on Ground’ Permits: NATO: <https://www.khaama.com/allies-to-leave-afghanistan-when-conditions-on-ground-permits-nato-75544es-will-leave-afghanistan-when-conditions-on-ground-permits-7654/> (Accessed: October 11, 2020)
- 10 Afghan Analysts Network: Disbanding the ALP: A dangerous final chapter for a force with a chequered history: <https://www.afghanistan-analysts.org/en/reports/war-and-peace/disbanding-the-alp-a-dangerous-final-chapter-for-a-force-with-a-chequered-history/> (Accessed October 12, 2020)
- 11 The Asia Foundation: Afghanistan in 2019: A Survey of the Afghan People: [https://asiafoundation.org/wp-content/uploads/2019/12/2019\\_Afghan\\_Survey\\_Full-Report.pdf](https://asiafoundation.org/wp-content/uploads/2019/12/2019_Afghan_Survey_Full-Report.pdf) (Accessed October 12, 2020)
- 12 Ibid
- 13 Ibid
- 14 Possible that the high number of don't know responses is due to stigma regarding certain criminal/violent acts.
- 15 The Asia Foundation, 2019



## WOMEN'S RIGHTS

There is much concern that the current intra-Afghan peace talks may result in an erosion of the substantial gains made in women's rights over the past 19 years. While the Afghan government has committed to protecting them, those concerns will likely persist. With only five female members in the 21 member of the Afghan government appointed negotiating team,<sup>1</sup> these fears are unlikely to be assuaged.

Indicative of what is at stake, 21 percent of Afghan civil servants are women, 16 percent of them are in senior management levels; and 27 percent of Afghan members of parliament are women<sup>2</sup> (Afghanistan's parliament has a higher percentage of women than does the US Congress).<sup>3</sup> Any regression of this and other advances for women would be unpalatable.

The Afghan government continues to make strides to bring more equality. For example, President Ghani passed a new law that will allow for mothers' names on their children's birth certificates and identification cards,<sup>4</sup> and the Government is taking steps to ensure a female is installed as deputy governor in all of Afghanistan's 34 provinces.<sup>5</sup>

Societally however, there is still some discriminatory attitudes. For example, a study on gender relations in Afghanistan, indicated two-thirds of men agree or strongly agree with the statement, "Women in Afghanistan have too many rights."<sup>6</sup>

This section attempts to explore Afghan perceptions regarding the role of women in society, including findings regarding Afghan women and the peace talks.

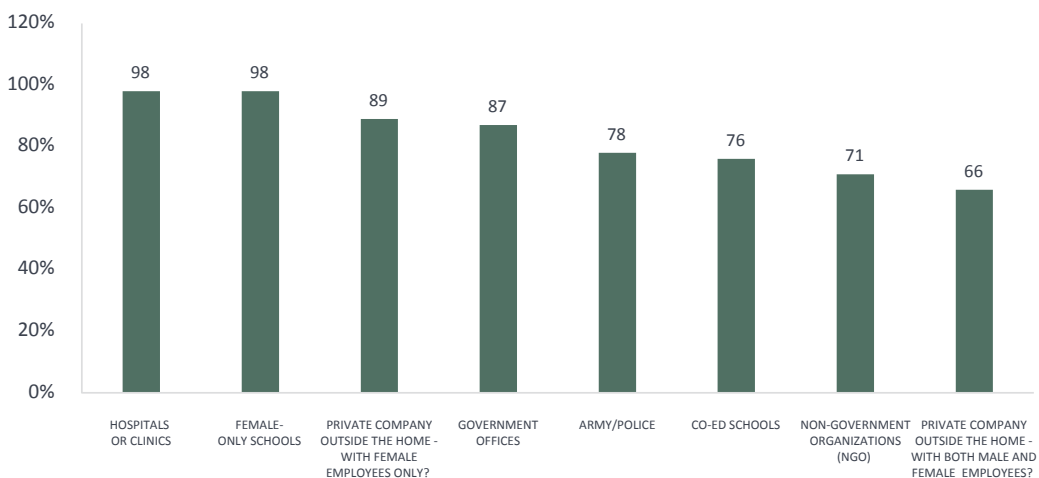
### KEY QUESTIONS

- Q24B.** *How well-represented do you think the following groups of people will be in efforts to negotiate peace with the Taliban? Do you think they will be represented very well, somewhat well, somewhat poorly, or very poorly? e) Women.*
- Q-25.** *It is likely that to reach a successful peace agreement, all sides would have to make difficult compromises. How important would you say the following things are to protect as part of a peace agreement? Would you say it is very important, somewhat important, not too important, or not at all important? g) Women's rights.*
- Q-40.** *And thinking about where women can work. For each of these places, do you agree or disagree that it is acceptable for women to work in these places? Strongly or somewhat? a) Government offices. b) Non-government organizations (NGO). c) Hospitals or clinics. d) Female-only schools. e) Co-ed schools. f) Army/police. g) A private company outside the home (factory, shop, business) -- with female employees only. h) A private company outside the home (factory, shop, business) -- where male and female employees work in the same room*

**Q-41.** And thinking about women in leadership positions, please tell me, do you agree or disagree that it is acceptable for women to have access to these leadership roles? (Wait for response and then ask) Strongly or somewhat? a) Member of a Community Development Council. b) Governor of a province. c) CEO of a large company. d) Minister or cabinet member. e) Running for President of Afghanistan

Respondents were asked a number of questions regarding which places they agree or disagree that it is acceptable for women to work. At the national level, the most cited answer where respondents strongly agree that it is acceptable for women to work, was female only schools (92.1%). The number of respondents who say they strongly agree it is acceptable for women to work in a co-ed school is significantly lower (61.1%), indicating a possible aversion among some respondents to the mixing of genders. Hospitals or clinics (91.6%) was the next most given answer in the strongly agree category. Only 1.0% of respondents say they strongly disagree that it is acceptable for women to work in a hospital or clinic.

### ACCEPTABLE PLACES FOR WOMEN TO WORK OUTSIDE THE HOME



**FIG. 17: Q-40e.** And thinking about where women can work. For each of these places, do you agree or disagree that it is acceptable for women to work in these places? Strongly or somewhat? percent (Percent who say strongly and somewhat agree)

In a sign that perhaps there is still some resistance to full female interaction in society, the number of respondents who strongly agree it is acceptable for women to work at a private company outside the home – with both male and female employees is less than half (45.7%). And 25.0% of respondents strongly disagree that it is acceptable for women to work at a private company outside the home – with

both male and female employees. By gender, over half of females (54.0%) reported that they strongly agree in this area, while it is lower for males (37.4%). By region, support in the strongly agree category is most prevalent in the Central/Highlands (60.2%).

Just over half of respondents (52.7%) strongly agree that it is acceptable for women to work in a Non-Governmental Organization. Females (61.4%) are significantly more likely than males (44.1%) to strongly agree in this regard.

Regarding government offices, the majority of respondents strongly agree (73.8%) it is acceptable for women to work there, while 13.5% somewhat agree. By some distance, males are less likely to say they strongly agree (65.5%) when compared to females (82.1%).

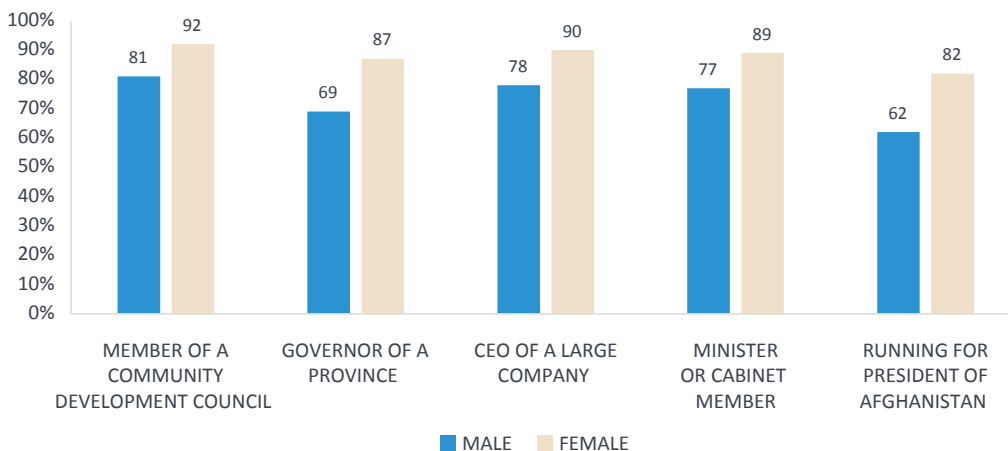
Support for females working in the army/police appears high with 57.4% of respondents saying they strongly agree it is acceptable, and 20.8% saying they somewhat agree.

Those in Central/Highlands (71.6%) are most likely to strongly agree, while this is less than half for respondents in the South West (49.5%).

Support amongst Afghans for women in leadership positions appears to be high. When asked whether they agree or disagree that it is acceptable for women to have access to the following leadership roles: running for president, minister or cabinet member, CEO of a large company, Governor of a province, or member of a Community Development Council, in all cases a majority say they strongly agree. Support among those who strongly agree was highest for the CEO of a large company position (71.7%) and lowest for running for president (59.5%).

In all cases, women are more likely than men to strongly agree.

## WOMEN IN LEADERSHIP POSITIONS, BY GENDER



**FIG.18: Q-41.** *And thinking about women in leadership positions, please tell me, do you agree or disagree that it is acceptable for women to have access to these leadership roles? Strongly or somewhat? (Percent who say strongly and somewhat agree)*

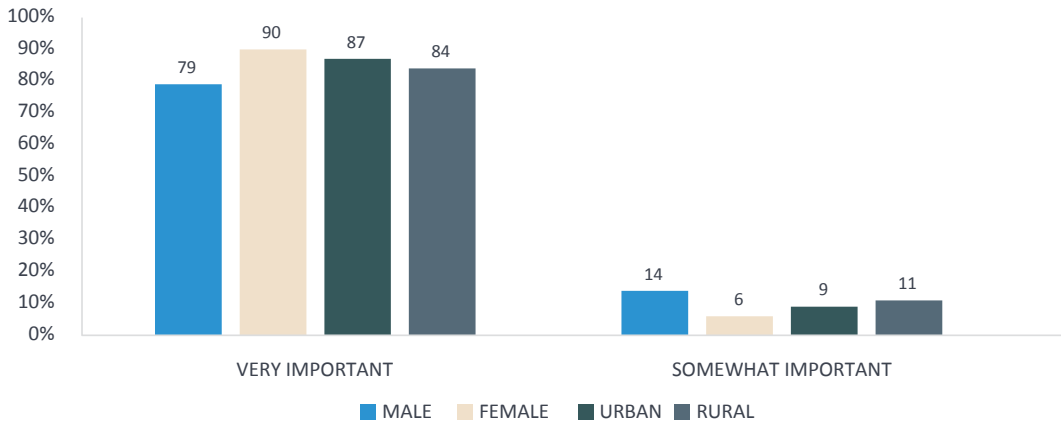
Three fifths of respondents (59.5%) say they strongly agree that it is acceptable for women to run for president. By gender, females (68.6%) are substantially more likely than males (50.4%) to strongly agree. Those in the Central/Highlands (74.1%) are most likely to strongly agree, while those in the South West (52.9%) are least likely.

In all cases, respondents in the Central/Highlands are the most likely to say they strongly agree and least likely to offer a strongly disagree response in all categories. Strong support for the role of women in this region, may be partly explained by the presence both past and current of female governors in the Central/Highlands provinces of Daikundi<sup>7</sup> and Bamyan.<sup>8</sup> Indeed, those saying that they strongly agree it is acceptable for women to hold the leadership role of provincial governor was highest in the Central/Highlands region (88.0%) followed by Central/Kabul (69.1%).

The representation of women in peace talks has proven to be a strong area of discussion amongst many national and international observers. Some feel that the number of women involved in peace talks is too low and that efforts to protect hard fought gains in women's rights may suffer as a result. This concern is reflected in the Survey with only 24.9% of respondents indicating that they think women will be represented very well in peace talks, while 25.3% say they will be represented very poorly. In a sign of female skepticism only 20.4% of females say they will be represented very well, while 27.2% of females say they will be represented very poorly. When asked whether respondents feel people like them are sufficiently represented in efforts to negotiate peace with the Taliban, more than half of females (51.6%) said no.

However, support for the protection of women’s rights in peace talks remains high. An overwhelming percent (84.7%) say it is very important that women’s rights be protected as part of a peace agreement, while a minority said it was either not at all important (2.6%) or not too important (1.2%). A large percent (90.5%) of females say that it is very important that women’s rights be protected in any peace agreement. Two percent of females say it is not at all important (1.9%).

### IMPORTANCE OF WOMEN’S RIGHTS IN PEACE DEAL, BY DEMOGRAPHICS



**FIG.19: Q-25g.** *It is likely that to reach a successful peace agreement, all sides would have to make difficult compromises. How important would you say the following things are to protect as part of a peace agreement? Would you say it is very important, somewhat important, not too important, or not at all important?) g) Women’s rights*

## ENDNOTES

- 1 Allen and Felbab-Brown (2020), The fate of women's rights in Afghanistan: <https://www.brookings.edu/essay/the-fate-of-womens-rights-in-afghanistan/> (accessed October 15, 2020)
- 2 The World Bank (2020), Afghanistan's Developmental Gains: Progress and Challenges <https://doi-org.brookings.idm.oclc.org/10.1596/33209> (Accessed October 14, 2020)
- 3 Heather Barr (2020) A crucial moment for women's rights in Afghanistan: <https://www.hrw.org/news/2020/03/05/crucial-moment-womens-rights-afghanistan> (Accessed October 14, 2020)
- 4 Ibid
- 5 Gandhara: Afghanistan To Appoint Female Deputy Governors, Starting With President's Home Province: <https://gandhara.rferl.org/a/afghanistan-to-appoint-female-deputy-governors-starting-with-president-s-home-province/30716750.html> (Accessed October 14, 2020)
- 6 PR Newswire: Women and Men Call For Peace and Gender Equality, Reveals Promundo and UN Women's Study on Gender Relations in Afghanistan: <https://www.prnewswire.com/news-releases/women-and-men-call-for-peace-and-gender-equality-reveals-promundo-and-un-womens-study-on-gender-relations-in-afghanistan-300785399.html>
- 7 Feminist Majority: Female Governor in Afghanistan Removed From Office: <https://feminist.org/news/female-governor-in-afghanistan-removed-from-office/> (Accessed October 15, 2020)
- 8 Relief Web: Bamyan governor blazes trail for Afghan women: <https://reliefweb.int/report/afghanistan/bamyan-governor-blazes-trail-afghan-women> (Accessed October 15, 2020)

# EXPERIMENTAL ANALYSIS

A well-documented effect in social science, social desirability, occurs when respondents answer questions in a manner where it will be viewed favorably by others. To minimize this effect, the *Survey* sought out a number of experiments on key topics, including peace, security and support for key actors. Two types of experiments were conducted: 1) A conjoint experiment explored the contours of the peace deal, 2) An endorsement experiment to learn implicit attitudes about key actors. The value of implicit versus explicit experiments can measure true support towards a policy option or actor.

The following section shares findings of three experiments conducted during this *Survey*.

## 1 CONJOINT EXPERIMENT WHICH ASPECTS OF A PEACE DEAL ARE SUPPORTED BY CIVILIANS

The following question is preceded by a paragraph that includes four different policy dimensions of a potential peace deal. Each respondent received a different arrangement of each of the two policy options (randomly), and then answered a question about support for the peace deal.

Within each of the four brackets below are two options that were independently randomized. Thus, there are 16 total configurations of the prompts that a respondent may have received.

### KEY QUESTION

*“Currently the government of Afghanistan is talking about a peace process with the Taliban. There are various goals being discussed for this peace process. For example, the new government after the peace process may [allow / not allow] the Taliban to have majority influence over the government. Also, the new government may [reduce/ increase] the public role of women in society. It may [include / not include] a requirement that Islamic law is higher than secular law. Lastly, the new government may [ask you to democratically elect your leaders / be an Islamic Emirate].”*

**Q-27.** *Would you support a peace deal with these conditions? 1) Yes 2) No*

## SUPPORT FOR PEACE DEAL UNDER FOUR CONDITIONS

VARIABLE		WOULD SUPPORT A PEACE DEAL	WOULD NOT SUPPORT A PEACE DEAL	CO-EFFICIENT	OR	P-VALUE
CONDITION 1: TALIBAN TO HAVE MAJORITY INFLUENCE	ALLOW (1)	65.77 (62.79, 68.64)	34.23 (31.36, 37.21)	0.059445, 95% CI (-.0685944, .1874844)	1.061247, 95% CI (.9337053, 1.206211)	0.363
	NOT ALLOW (0)	64.42 (61.38, 67.36)	35.58 (32.64, 38.62)			
CONDITION 2: ROLE OF WOMEN	REDUCE (1)	56.60 (53.49, 59.67)	43.40 (40.33, 46.51)	-.772943, 95% CI (-.9062873, -.6395987)	.4616524, 95% CI (.4040214, .5275041)	0.000
	INCREASE (0)	73.86 (71.10, 76.44)	26.14 (23.56, 28.90)			
CONDITION 3: ISLAMIC LAW HIGHER THAN SECULAR LAW	INCLUDE (1)	67.87 (64.90, 70.70)	32.13 (29.30, 35.10)	.2378165, 95% CI (.1091967, .3664362)	1.268476, 95% CI (1.115382, 1.442584)	0.000
	EXCLUDE (0)	62.48 (59.43, 65.44)	37.52 (34.56, 40.57)			
CONDITION 4: DEMOCRATICALLY ELECT LEADERS OR BE AN ISLAMIC EMIRATE	DEMOCRACY (1)	68.14 (65.19, 70.96)	31.86 (29.04, 34.81)	.2774534, 95% CI (.149204, .4057029)	1.268476, 95% CI (1.115382, 1.442584)	0.000
	ISLAMIC EMIRATE (0)	61.84 (58.76, 64.83)	38.16 (35.17, 41.24)			

**FIG.20: Q-27.** *Would you support a peace deal with these conditions? 1) Yes 2) No*

Condition 1: Whether or not the Taliban have majority influence does not seem to impact whether Afghans would support a peace deal; 65.8% responded to supporting the peace deal under Taliban majority influence, whereas 64.4% supported the peace deal otherwise. Compared to when the government did not allow the Taliban to have majority influence after the peace process, the condition of allowing Taliban majority influence slightly increased the odds of supporting peace by 1.06 times (95% CI for OR, 0.933-1.21) though the change is not statistically significant.

Thus, the Taliban having a majority influence within the new government does not affect support for a peace deal.

Condition 2: The role of women does appear to impact whether Afghans would support a peace deal; 73.9% supported the peace deal if women's role was to increase in the public space, whereas 56.6% supported the peace deal if women's role reduced. Compared to when the government increased the public role of women in society, the condition of reducing the women's role reduces the odds of supporting peace by 54% (95% CI for OR, 0.40-0.53).

In summary, respondents are more likely to support a peace deal if women have an increased public role in society.

Condition 3: The requirement that Islamic law is higher than secular law does appear to impact whether Afghans would support a peace deal; 67.9% supported the peace deal if Islamic law is higher than secular law, whereas 62.5% supported the peace deal otherwise. Compared to when the government did not include a requirement that Islamic law is higher than secular law, the condition of superseding Islamic law relative to secular law increased the odds of supporting peace by 1.27 times (95% CI for OR, 1.11-1.44).

Thus, respondents are more likely to support a peace deal if Islamic law is deemed higher than secular law.

Condition 4: The condition of democratically electing leaders does appear to impact whether Afghans would support a peace deal; 68.1% supported the peace deal if leaders are elected democratically, whereas 61.8% supported the peace deal if Afghanistan was an Islamic Emirate. Compared to Afghanistan being an Islamic Emirate, the condition of democratically electing leaders increased the odds of supporting peace by 1.32 times (95% CI for OR, 1.16-1.50).

In summary, respondents are more likely to support a peace deal if leaders are democratically elected, rather than to be part of an Islamic Emirate.

## 2 ENDORSEMENT EXPERIMENT TRUE SUPPORT FOR TALIBAN OR GOVERNMENT

In the endorsement experiment respondents were asked two questions, each with three randomized versions. Thus, each respondent randomly received one of three options for each of the questions. These were randomized independently– that is, the version respondents received for Q28 had no bearing on what version they received in Q29.

### KEY QUESTIONS:

**Q28.** *A recent proposal [insert either a) blank, b) by the Taliban, or c) by the government] calls for the sweeping reform of the Afghan prison system, including the construction of new prisons in every district to help alleviate overcrowding in existing facilities. Though expensive, new programs for inmates would also be offered, and new judges and prosecutors would be trained. Would you say that you strongly agree, somewhat agree, somewhat disagree, or strongly disagree with this proposal?*

**Q29.** *It has been proposed [insert either a) blank, b) by the Taliban, or c) by the government] to allow Afghans to vote in direct elections when selecting leaders for district councils. Provided for under Electoral Law, these direct elections would increase the transparency of local government as well as its responsiveness to the needs and priorities of the Afghan people. It would also permit local people to actively participate in local administration through voting and by advancing their own candidacy for office in these district councils. Would you say that you strongly agree, somewhat agree, somewhat disagree, or strongly disagree with this proposal?*

When participants were informed that the proposal was made by the Taliban, they were less likely to agree (64.4%), compared to when neither group was mentioned in the placebo (76.2%) and when the government was mentioned (74.2%).

### SUPPORT FOR SWEEPING REFORM OF THE AFGHAN PRISON SYSTEM

	AGREE	DISAGREE	DON'T KNOW/ REFUSED
PLACEBO/CONTROL	76.24	18.36	5.40
... BY THE TALIBAN	64.36	29.34	6.30
... BY THE GOVERNMENT	74.20	21.15	4.65
TALIBAN - CONTROL	-11.88	+10.98	+0.9
GOVERNMENT - CONTROL	-2.04	+2.79	-0.75
TALIBAN - GOVERNMENT	-9.84	+8.19	+1.65

FIG.21: Q-28.

In a second question, a similar statement was presented to participants: “It has been proposed to allow Afghans to vote in direct elections when selecting leaders for district councils. Provided for under Electoral Law, these direct elections would increase the transparency of local government as well as its responsiveness to the needs and priorities of the Afghan people. It would also permit local people to actively participate in local administration through voting and by advancing their own candidacy for office in these district councils.”

When participants were informed that the Taliban have made the proposal, they were less likely to say they agree (79.6%), compared to when neither group was named in the placebo (83.5%). But when the government was indicated to have made the proposal, the level of support increased (87.3%).

### SUPPORT FOR CHANGES TO DISTRICT COUNCIL ELECTIONS

	AGREE	DISAGREE	DON'T KNOW/ REFUSED
PLACEBO/CONTROL	83.48	12.52	4.00
... BY THE TALIBAN	79.56	13.92	6.52
... BY THE GOVERNMENT	87.31	9.22	3.47
TALIBAN - CONTROL	-2.92	+1.4	+2.52
GOVERNMENT - CONTROL	+3.83	-3.3	-0.53
TALIBAN - GOVERNMENT	-7.75	+4.7	+3.05

FIG.22: Q-29.

### 3 SURVEY EXPERIMENT ON PERCEIVED SERVICE PROVISION BY TALIBAN

In this *Survey* experiment, each of the following questions (Q30–Q33) were randomly assigned one of the two options below presented to respondents.

#### KEY QUESTIONS

**Q-30.** *Security (Participant randomly assigned A or B)*

a. *Some Afghans have reported that they recently have witnessed an increase in issues related to security. Have people in your village received assistance related to peace and security from the government or Taliban?*

1. *Yes, from the government*
2. *Yes, from the Taliban*
3. *Yes, from both*
4. *No, from neither*

b. *Some Afghans have reported that they recently have witnessed an increase in issues related to security, but that the Taliban have made some efforts to resolve this issue. Have people in your village received assistance related to peace and security from the government or Taliban?*

1. *Yes, from the government*
2. *Yes, from the Taliban*
3. *Yes, from both*
4. *No, from neither*

**Q-31.** *Justice (Participant randomly assigned A or B)*

a. *Some Afghans have reported that they recently have had issues related to the speed and fairness of justice. Have you heard about this happening in your area? 1) Yes 2) No*

b. *Some Afghans have reported that they recently have had issues related to the speed and fairness of justice, but that the Taliban have made some efforts to resolve this issue. Have you heard about this happening in your area? 1) Yes 2) No*

**Q-32.** *Healthcare (Participant randomly assigned A or B)*

a. *Some Afghans have reported that they recently have had issues related to emergency*

healthcare. Have people in your village received assistance related to emergency healthcare from the government, Taliban or international development actors? (Multiple Response)

- b. Some Afghans have reported that they recently have had issues related to emergency healthcare, but that the Taliban have made some efforts to resolve this issue. Have people in your village received assistance related to emergency healthcare from the government, Taliban or international development actors? (Multiple Response)

**Q-33.** Aid gatekeeping (Participant randomly assigned A or B)

- a. Some Afghans have reported that they have benefitted from development projects. Have people in your village benefitted from infrastructure projects facilitated by the government, Taliban, or international development actors? (Multiple Response)

1. Yes, from the government
2. Yes, from the Taliban
3. Yes, from international development actors
4. No, from none of these sources

- b. Some Afghans have reported that they have benefitted from development projects, and the Taliban allowed the project to occur. Have people in your village benefitted from development projects facilitated by the government, Taliban, or international development actors? (Multiple Response)

1. Yes, from the government
2. Yes, from the Taliban
3. Yes, from international development actors
4. No, from none of these sources

Respondents were presented the scenario of some Afghans having witnessed an increase in issues related to security, and were asked whether people in their village received assistance related to peace and security from the government or the Taliban. When informed that the Taliban have made some efforts to resolve the issue (compared to placebo or no efforts identified), 5.2% more Afghans reported receiving assistance from government, 0.24% more reported assistance from Taliban and 0.89% more reported assistance from both.

## ASSISTANCE RELATED TO PEACE AND SECURITY

	YES, FROM THE GOVERNMENT	YES, FROM THE TALIBAN	YES, FROM BOTH	NO, FROM NEITHER	REFUSED/DON'T KNOW
CONTROL	16.10	2.80	1.57	76.83	2.71
TALIBAN HAVE MADE EFFORTS TO RESOLVE THIS ISSUE	21.32	3.04	2.46	70.35	2.83
TALIBAN - CONTROL	+5.22	+0.24	+0.89	-6.48	+0.12

FIG.23: Q-30.

Respondents were presented the scenario of some Afghans having issues related to the speed and fairness of justice, and were asked whether they have heard of this happening. When informed that the Taliban have made some efforts to resolve the issue (compared to placebo or no efforts identified), 10.0% fewer Afghans reported having heard of this happening.

## ASSISTANCE RELATED TO SPEED AND FAIRNESS OF JUSTICE

	YES	NO	REFUSED/DON'T KNOW
CONTROL	27.70	69.38	2.92
TALIBAN HAVE MADE SOME EFFORT TO RESOLVE THIS ISSUE	17.72	79.84	2.44
TALIBAN - CONTROL	-9.98	+10.46	-0.48

FIG.24: Q-31.

Respondents were presented the scenario of some Afghans having issues related to emergency healthcare and were asked whether their village received assistance related to emergency healthcare from the government, the Taliban or international development actors. About 14.9% reported receiving assistance from government, 1.3% from the Taliban and 4.6% from international partners. When informed that Taliban have made some efforts to resolve the issue, there were negligible differences in the percentage of Afghans who reported received assistance (16.1%, 1.9%, 3.8%, respectively).

## RECEIPT OF EMERGENCY HEALTHCARE

	YES	NO
YES, FROM THE GOVERNMENT		
CONTROL	14.87	85.13
TALIBAN ALLOWED PROJECT	16.08	83.92
TALIBAN - CONTROL	+1.21	-1.21
YES, FROM THE TALIBAN		
CONTROL	1.28	98.72
TALIBAN ALLOWED PROJECT	1.86	98.14
TALIBAN - CONTROL	+0.58	-0.58
YES, FROM INTERNATIONAL DEVELOPMENT ACTORS		
CONTROL	4.64	95.36
TALIBAN ALLOWED PROJECT	3.84	96.16
TALIBAN - CONTROL	-0.80	+0.80
NO, FROM NONE OF THESE SOURCES		
CONTROL	78.67	21.33
TALIBAN ALLOWED PROJECT	77.39	22.61
TALIBAN - CONTROL	-1.28	+1.28
YES, FROM ANOTHER SOURCE (VOL.)		
CONTROL	0.13	99.87
TALIBAN ALLOWED PROJECT	0.14	99.86
TALIBAN - CONTROL	+0.01	-0.01
REFUSED		
CONTROL	0.30	99.70
TALIBAN ALLOWED PROJECT	0.31	99.69
TALIBAN - CONTROL	+0.01	-0.01
DON'T KNOW		
CONTROL	1.81	98.19
TALIBAN ALLOWED PROJECT	2.15	97.85
TALIBAN - CONTROL	+0.34	-0.34

**FIG.25: Q-32**

Respondents were presented the scenario of some Afghans reporting benefit from development projects and were asked whether their village benefited from development projects facilitated by the government, the Taliban, or international development actors. About 25.9% reported benefiting from development projects from government, 0.9% from the Taliban and 10.0% from international partners. When informed that Taliban allowed the project to occur, there were negligible differences in the percentage of Afghans who reported benefitting from government (26.6%) and international partners (9.2%), however those reported benefiting from the Taliban projects increased slightly (3.4%).

## AID GATEKEEPING & AWARENESS OF DEVELOPMENT PROJECTS

	YES	NO
<b>YES, FROM THE GOVERNMENT</b>		
CONTROL	25.90	74.10
TALIBAN ALLOWED PROJECT	26.56	73.44
TALIBAN - CONTROL	+0.66	-0.66
<b>YES, FROM THE TALIBAN</b>		
CONTROL	0.89	99.11
TALIBAN ALLOWED PROJECT	3.35	96.65
TALIBAN - CONTROL	+2.46	-2.46
<b>YES, FROM INTERNATIONAL DEVELOPMENT ACTORS</b>		
CONTROL	9.96	90.04
TALIBAN ALLOWED PROJECT	9.23	90.77
TALIBAN - CONTROL	-0.73	+0.73
<b>NO, FROM NONE OF THESE SOURCES</b>		
CONTROL	62.33	37.67
TALIBAN ALLOWED PROJECT	61.68	38.32
TALIBAN - CONTROL	-0.65	+0.65
<b>YES, FROM ANOTHER SOURCE (VOL.)</b>		
CONTROL	0.14	99.86
TALIBAN ALLOWED PROJECT	0.31	99.69
TALIBAN - CONTROL	+0.17	-0.17
<b>REFUSED</b>		
CONTROL	0.06	99.94
TALIBAN ALLOWED PROJECT	0.30	99.70
TALIBAN - CONTROL	+0.24	-0.24
<b>DON'T KNOW</b>		
CONTROL	3.20	96.80
TALIBAN ALLOWED PROJECT	2.73	97.27
TALIBAN - CONTROL	-0.47	+0.47

**FIG.26: Q-33**



## ECONOMY

Afghanistan continues to suffer from economic problems. These have been further exacerbated by the Covid-19 pandemic. The pandemic has negatively impacted on trade, domestic activity,<sup>1</sup> government revenues,<sup>2</sup> consumption, exports, and remittances,<sup>3</sup> and resulted in temporary border closures, causing a reduction in supplies, shortages and a spike in food prices in the Afghan markets.<sup>4</sup> Covid-19 aside, Afghanistan was already facing economic uncertainty as a result of continued violence, political uncertainty and questions regarding ongoing levels of international support.<sup>5</sup> With peace, security, Covid-19 and the economy all intertwined, Afghanistan is facing an uncertain future and will likely be susceptible to future economic shocks. And with much of the Afghan economy reliant on grant support, with this support subject to substantial uncertainty, and with current pledges extending only through 2020, the economic outlook could be further expected to worsen.

To help cope with the immediate economic impact of Covid-19, Afghanistan received emergency assistance loans from the World Bank<sup>6</sup> and the IMF.<sup>7</sup>

However, the economic impact of Covid-19 on Afghanistan remains stark and the economy is expected to contract by at least 5 percent in 2020.<sup>8</sup> The International Monetary Fund (IMF) has stated that Afghanistan has likely entered a recession.<sup>9</sup> As a sign of economic instability, Afghanistan's sustainable domestic revenues contracted by 23.4% in the first two quarters of 2020, as compared to the same period in the previous year. During this time, customs duties and taxes dropped 31.6% when compared with the same period in 2019.<sup>10</sup>

Longer term, Covid-19 is expected to have a “serious and sustained impact on Afghanistan’s economy” and “recovery is expected to take several years.”<sup>11</sup> Many observers have said there is the possibility of an increase in the poverty<sup>12 13 14</sup> and unemployment rates across the country.<sup>15</sup>

With 54 percent of the population living below the poverty line<sup>16</sup> and 24 percent unemployment<sup>17</sup> the economic conditions in Afghanistan were already precarious for many Afghans. The economic impact of Covid-19 further added to the financial woes of Afghan citizens, with many having to choose between shielding from Covid-19 or having to work to sustain families. With no social welfare network to rely upon, with many households dependent on income from activities vulnerable to lockdowns and public health measures associated with Covid-19,<sup>18</sup> and where even the shortest of economic impacts may lead to families having to reduce the quantity and quality of food<sup>19</sup> and resort to destructive coping strategies such as selling household goods and reducing expenditure on education,<sup>20</sup> few Afghans could afford to stop working.<sup>21</sup> Measures to contain Covid-19 became forgotten as many Afghans faced the choice of either poverty or Covid-19.

Much of the economic woe is reflected in the findings of this survey. For example, 70.9% of those surveyed report that their household financial situation has worsened in the past 12 months and 74.0%

indicate that their employment opportunities for their household had worsened over the same period.

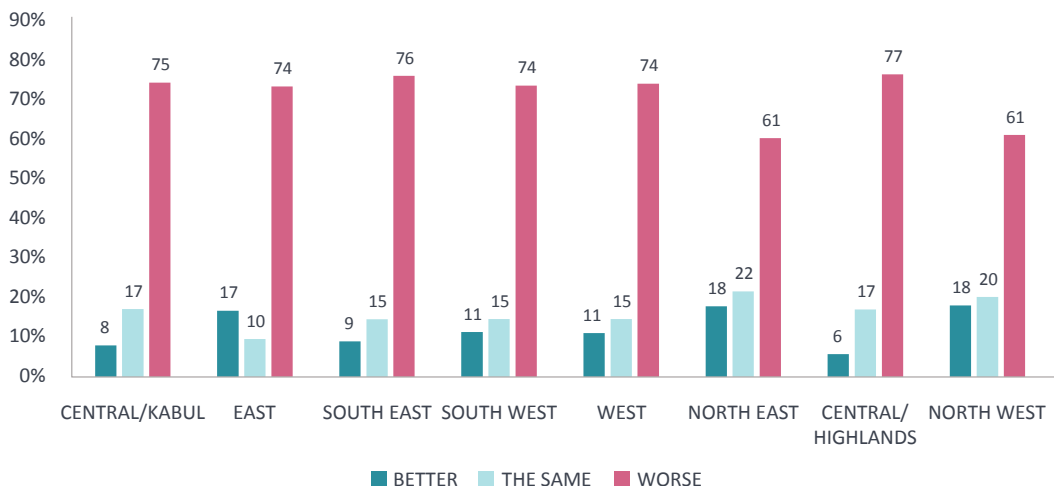
The seriousness of the current economic blight on the citizens of Afghanistan is highlighted by President Ghani, who recently estimated that 90 percent of the population may be living below the poverty line.<sup>22</sup>

## KEY QUESTIONS

- Q-12.** *During the past 12 months, would you say that the situation for your household has gotten better, remained the same or gotten worse with respect to the following? a) Financial situation of your household. b) Employment opportunities. c) Availability of quality products in the market (e.g. rice, wheat, oil). d) Affordability of quality products in the market (e.g. rice, wheat, oil). h) Cost of medication (prescriptions). i) Electricity supply. j) Access to school services (teachers and curriculum). k) Access to roads. l) Access to clean drinking water. m) Access to irrigation facilities*
- A.** *Are you aware of [INSERT ITEM] being provided in your local area to aid households during this time? Q.13 Food. Q.14 Employment. Q.15 Water. Q.16 Health Care. Q.17 Education. Q.19 Financial. Q.20 Medical equipment (gloves, facemasks, sanitizer, etc)*
- Q-21:** *Please tell me whether you think corruption is a major problem, a minor problem, or not a problem at all in the following areas: a) In your daily life. b) In Afghanistan as a whole*

The impact of Covid-19 and poor economic conditions appears to be reflected in this year's *Survey*. The number of Afghans who say the financial situation of their household has gotten worse in the past 12 months has increased to 70.9% – a substantial increase on the 31.1% who responded to the same question in the 2019 *Survey of the Afghan People* (SAP 2019).<sup>23 24</sup> When disaggregated by gender, males (73.4%) are more likely to say that the financial situation of their household has gotten worse than females (68.4%). Regionally, those in the Central/Highlands (76.7%) are most likely to report their household financial situation had gotten worse, while those in the North East (60.5%) are least likely to say their household financial situation has gotten worse. Respondents with more than 40,000 Afghani monthly household income (60.7%) are significantly less likely to say that their household financial situation had gotten worse compared to those who reported no income (77.4%).

## FINANCIAL SITUATION OF HOUSEHOLD



**FIG.27: Q-12.** During the past 12 months, would you say that the situation for your household has gotten better, remained the same or gotten worse with respect to the following? a) Financial situation of your household)

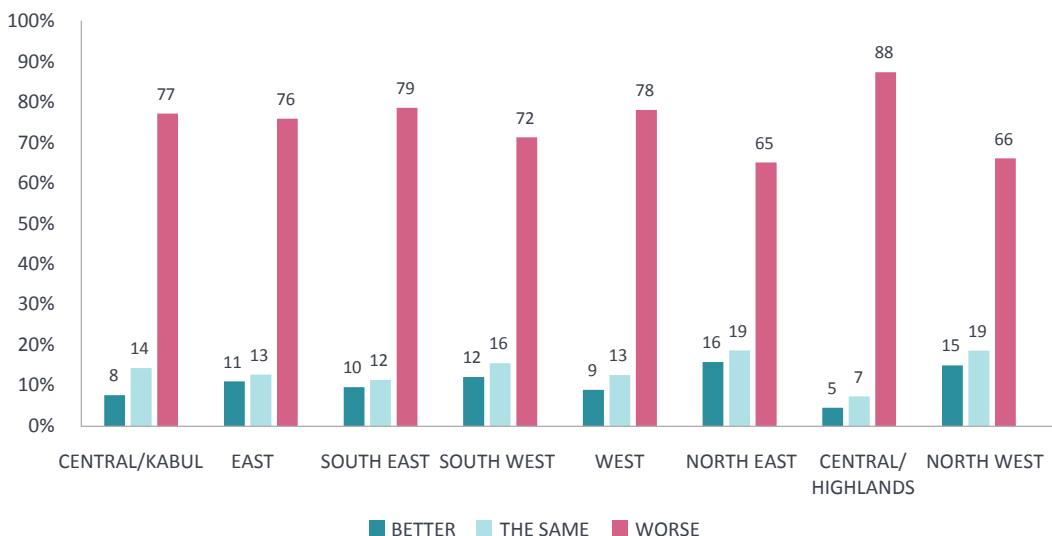
Only 12.4% of respondents indicated that the household financial situation had improved in the previous 12 months. This data highlights a reverse trend when considering improvement in the household financial situation with those in the North East (17.9%) most likely to say their financial situation improved, while this is lowest in the Central/Highlands (5.8%).

With 21.0% percent of the working population considered to be unemployed,<sup>25</sup> the number of jobs available to Afghans declining, and with 300,000 young people entering the labor force every year,<sup>26</sup> it is no surprise that 74.0% respondents report employment opportunities for their household has gotten worse this year.

This represents an 19 percentage point increase on the 55.0% who answered the same question in the SAP 2019.<sup>27</sup> When considered by gender, there is very little difference with 74.9% of males and 73.0% of females reporting this respectively.

Only 11.0% of respondents report that the employment opportunities within their household has gotten better over the past 12 months, while 14.8% report that this had stayed the same.

## EMPLOYMENT OPPORTUNITIES OF HOUSEHOLD



**FIG.28: Q-12.** During the past 12 months, would you say that the situation for your household has gotten better, remained the same or gotten worse with respect to the following? b) Employment opportunities.

Respondents in the North East region are least likely (65.3%) to say that employment opportunities within their household had gotten worse, while those in the Central/Highlands region (87.6%) are significantly more likely to report that it had gotten worse.

Males (11.8%) are marginally more likely than females (10.1%) to report that employment opportunities had gotten better. However, females (16.5%) are more likely than males (13.1%) to report that employment opportunities had stayed the same. Urban respondents are slightly more likely to say their employment opportunities had gotten worse compared to rural respondents (urban: 76.3% rural: 73.2%).

When asked about the availability of basic products in the market, such as wheat, rice, and oil (likely a consequence of border closures due to Covid-19),<sup>28</sup> 66.8% of respondents report that availability had worsened in the previous 12 months, while only 12.6% report that it had stayed the same.

## AVAILABILITY OF QUALITY PRODUCTS IN THE MARKET



**FIG.29: Q-12.** During the past 12 months, would you say that the situation for your household has gotten better, remained the same or gotten worse with respect to the following? c) Availability of quality products in the market (e.g. rice, wheat, oil).

These figures represent significant changes to findings captured in the SAP 2019,<sup>29</sup> where 32.1% of respondents reported that availability had declined and 53.7% reported it had stayed the same.

Respondents were also asked how the affordability of quality of products had been impacted in the previous 12 months. At the national level, 77.3% of Afghans reported that this had gotten worse, while only 9.1% say it had gotten better, and 12.8% reported it had stayed the same.

## AFFORDABILITY OF QUALITY PRODUCTS IN THE MARKET



**FIG.30: Q-12.** During the past 12 months, would you say that the situation for your household has gotten better, remained the same or gotten worse with respect to the following? d) Affordability of quality products in the market (e.g. rice, wheat, oil).

An overwhelming percent, 80.4% of those questioned say the cost of medications had gotten worse in the past 12 months, while only 6.3% reported that it had gotten better. The findings are broadly similar with those in the South East (82.5%) who are most likely to say the cost of medication had worsened, while those in the East region (73.8%) are least likely to report this.

## COST OF MEDICATION/PRESCRIPTIONS



**FIG.31: Q-12.** During the past 12 months, would you say that the situation for your household has gotten better, remained the same or gotten worse with respect to the following? h) Cost of medication (prescriptions).

The picture regarding access to electricity across Afghanistan is mixed. The United States International Development Agency (USAID) estimates that only 30% of Afghans have access to electricity,<sup>30</sup> while figures from Afghanistan Transparency Watch claim it may be 65%.<sup>31</sup> Regardless of these estimates, sustained and reliable access to electricity is an ongoing issue for many Afghans. Reflective of this, 43.0% of Afghans surveyed report that access to electricity for their household had gotten worse in the past 12 months, while only 17.2% report that it has gotten better.

Respondents in the Central/Highlands region (51.7%) are most likely to report that access to electricity had worsened while those in the North West (37.9%) are least likely.

With many local restrictions related to Covid-19 and the closure of schools to slow down the rate of infection, it is unsurprising to see that 63.0% of respondents say access to school services for their household had worsened in the past 12 months. Almost one fifth (19.0%) of respondents reported that access had stayed the same, while 16.2% reported that it had gotten better. Females (64.3%) are slightly more likely than males (61.8%) to report that their household situation in regard to access to school services had gotten worse. Males (17.8%) however, are more likely to report that access to school services for their household had gotten better when compared with females (14.6%).

By region, respondents in the East (58.8%) are least likely to say that access to school services had gotten worse, while those in the Central/Highlands region (70.4%) are significantly more likely to report that it had gotten worse.

Almost one third (32.1%) of respondents say that access to clean drinking water had gotten better, and 41.5% report it stayed the same. One quarter (25.9%) report that it had gotten worse.

Respondents in the Central/Kabul region (32.9%) are most likely to say that access to clean drinking water had gotten worse, while those in the North East (20.6%) are least likely to say it had gotten worse.

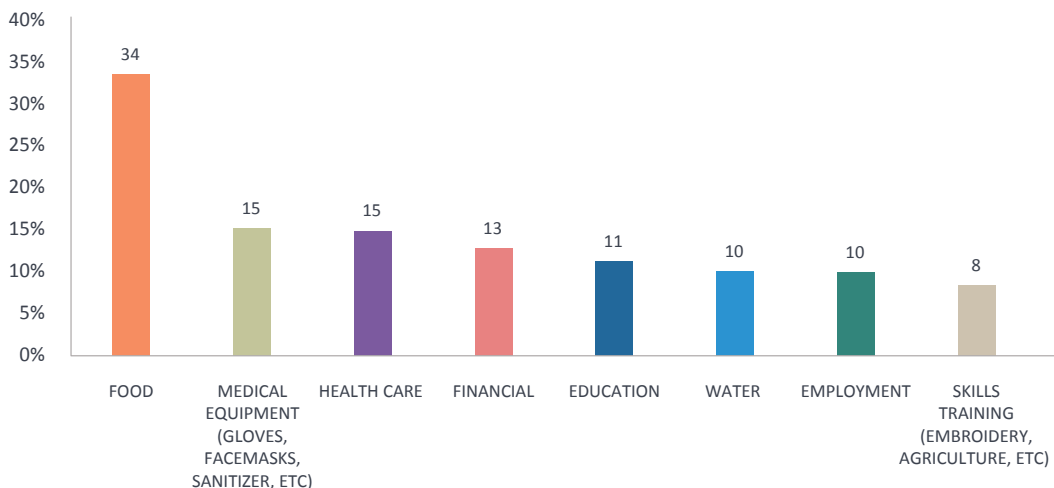
### ACCESS TO CLEAN DRINKING WATER



**FIG.32: Q-12.** During the past 12 months, would you say that the situation for your household has gotten better, remained the same or gotten worse with respect to the following? 1) Access to clean drinking water.

Respondents were also asked a number of questions regarding items or services, for example food, employment, health care and financial support, being provided in their local area to aid households during this time.

## AWARENESS OF SERVICES BEING PROVIDED



**FIG.33: Q-13.** Are you aware of [INSERT ITEM] being provided in your local area to aid households during this time?

With regard to food, 33.5% of respondents say they were aware of food being provided in their local area to aid households. Less than a third (28.8%) of those who say they were aware of food being provided in their local area also say they or someone in their household had personally accessed this support. Of those who accessed the support, less than half (43.6%) report it had been sufficient for their needs.

Only 9.9% of respondents say they were aware of employment being provided in their local area to aid households during this time. Respondents in the North East (10.9%) were most likely to report awareness in this area, while awareness of this initiative is lowest in the West region (8.4%). Those respondents who were aware of employment services were asked whether they or anyone in their household had personally accessed employment support, the vast majority (77.9%) reported no. Of those who did receive employment support (22.1%), over half (58.7%) say that employment support was sufficient for their needs.

When asked about awareness of water being provided in their local area to aid households during this time, the vast majority (89.7%) say that they were not. Of the 10.1% of respondents who reported their awareness of this service, under half (41.2%) say that that they or someone else in their household had personally accessed this service. Of those that had received this service, the majority (75.3%) reported that water support was sufficient for their needs.

When asked about health care, respondents also demonstrate low levels of awareness as only 14.9% who say they are aware of health care services being provided, while a significant majority (84.7%) report

that they were not aware. Of those who were aware of health care services, a third (33.6%) say they or someone in their household had accessed this service. Of that third, more than half (57.3%) say it was sufficient for their needs.

Only 11.3% of respondents say they are aware of education services being provided in the local area to support households during this time. When disaggregated by gender, females were less likely to be aware of this than males (7.9% compared to 14.6%). Less than half (44.4%) of those who were aware of education services say they or a member of their household accessed this facility. A majority of those who accessed this service, reported the service as sufficient for their needs (74.0%).

Those who report awareness of financial support being provided is low with only 12.8% reporting awareness. There are differences when this is disaggregated by region, with those in the South West (23.0%) significantly more likely than those in the South East (9.1%) to report awareness of this service. Awareness of this service is higher among males (14.6%) than females (10.9%). Of those who reported awareness of this service 23.7% said that they or someone in their household had accessed this service. When asked whether this level of support was sufficient to meet their needs, 51.0% reported yes.

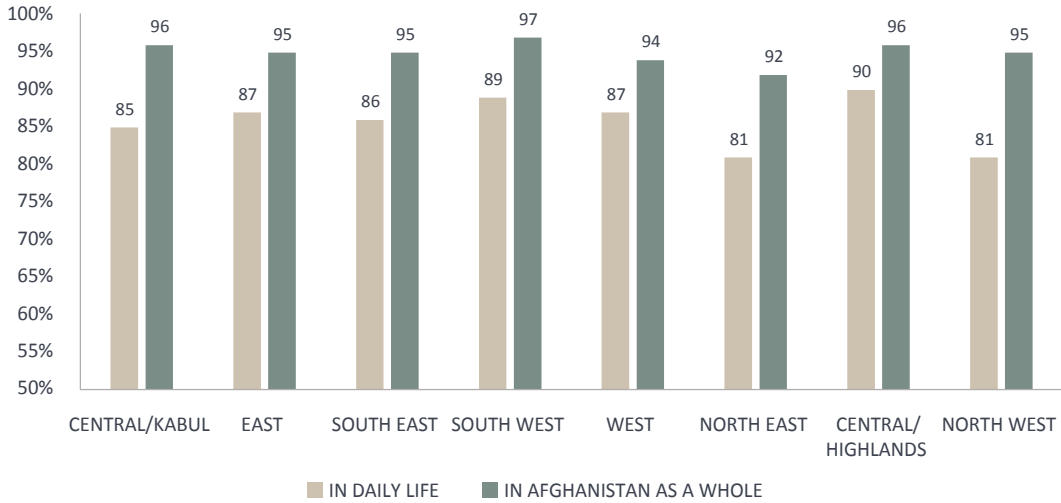
Given the ongoing Covid-19 pandemic, respondents were asked questions regard to medical equipment, for example gloves, facemasks, sanitizer, being provided in their local area to aid households during this time. Only 15.2% of those surveyed reported that they were aware of such items being provided in their local area. When disaggregated by region, those in the East (25.0%) are the most likely to say yes, while those in the Central/Kabul (9.4%) are the least likely. Among the 15.2% of respondents who were aware of this service, over half (58.8%) report they or someone in their household had personally accessed this support. Of those who say they received this support, just under half (48.1%) say that it was sufficient to support their needs.

Across all areas of support/services, respondents recognized the Afghan government as the primary provider of this service. The highest proportion of Afghan government support/service was recognized in health care (64.9%), while the lowest was in employment (48.5%). The United Nations, humanitarian agencies, and international and local non-governmental organizations were recognized as the other significant providers of services/support. The provision of services/support by armed opposition groups is negligible.

Afghanistan continues to rank low in the global corruption perception index and is currently placed at 173 out of 180 countries.<sup>32</sup> Despite recent efforts to tackle corruption there is some concern that anti-corruption reforms have been impacted by the presidential election vote counting process, Covid-19, and an expired anti-corruption strategy.<sup>33</sup> This it is feared, may hamper anti-corruption efforts moving forward. For Afghans, the presence of corruption remains a significant hurdle and is reflected in the findings of this survey, where 85.0% respondents reported that corruption was a major problem in their daily life. Males (86.2%) are more likely to report that corruption is a major problem in their daily lives than females (83.9%). When considered by region, there is only a small variation in those citing corruption as a major problem in their daily lives with it being highest in the Central/Highlands (89.7%)

and lowest in the North East (81.0%). When the same question was asked regarding Afghanistan as a whole, a staggering 95.0% of respondents cited corruption as a major problem highlighting the scale of this issue. Only 0.9% of those surveyed say that corruption in Afghanistan is not a problem.

### CORRUPTION AS A MAJOR PROBLEM, BY REGION



**FIG.34: Q-21.** Please tell me whether you think corruption is a major problem, a minor problem, or not a problem at all in the following areas. (Percent who say major problem)

## ENDNOTES

- 1 IMF Executive Board Approves a US\$220 Million Disbursement to the Islamic Republic of Afghanistan to Address the Covid-19 Pandemic: <https://www.imf.org/en/News/Articles/2020/04/29/pr20193-afghanistan-imf-executive-board-approves-disbursement-to-address-the-covid-19> (Accessed October 07, 2020)
- 2 Afghanistan Development Update: July 2020 - Surviving the Storm: <https://reliefweb.int/report/afghanistan/afghanistan-development-update-july-2020-surviving-storm> (Accessed October 07, 2020)
- 3 The World Bank In Afghanistan: <https://www.worldbank.org/en/country/afghanistan/overview> (Accessed October 07, 2020)
- 4 Afghan Lives Through the Lens of Covid-19: <https://thediplomat.com/2020/06/afghan-lives-through-the-lens-of-covid-19> (Accessed October 07, 2020)
- 5 The World Bank In Afghanistan: <https://www.worldbank.org/en/country/afghanistan/overview> (Accessed October 07, 2020)
- 6 World Bank Approves \$400 Million to Sustain Afghanistan's Reform Momentum, Mitigate Covid-19 Crisis: <https://www.worldbank.org/en/news/press-release/2020/05/07/world-bank-approves-400-million-to-sustain-afghanistans-reform-momentum-mitigate-covid-19-crisis> (Accessed October 07, 2020)
- 7 IMF Executive Board Approves a US\$220 Million Disbursement to the Islamic Republic of Afghanistan to Address the Covid-19 Pandemic: <https://www.imf.org/en/News/Articles/2020/04/29/pr20193-afghanistan-imf-executive-board-approves-disbursement-to-address-the-covid-19> (Accessed October 07, 2020)
- 8 Afghanistan Development Update: July 2020 - Surviving the Storm: <https://reliefweb.int/report/afghanistan/afghanistan-development-update-july-2020-surviving-storm> (Accessed October 07, 2020)
- 9 July 30, 2020 Quarterly Report to Congress: <https://www.sigar.mil/pdf/quarterlyreports/2020-07-30qr-section3-economic.pdf> (Accessed: October 7, 2020)
- 10 Ibid
- 11 The World Bank In Afghanistan: <https://www.worldbank.org/en/country/afghanistan/overview> (Accessed October 07, 2020)
- 12 Coronavirus pushing millions of Afghans into poverty: SIGAR: <https://www.aljazeera.com/economy/2020/7/31/coronavirus-pushing-millions-of-afghans-into-poverty-sigar> (Accessed October 07, 2020)
- 13 International aid is vital for Afghanistan's Covid-19 recovery: <https://blogs.worldbank.org/endpovertyinsouthasia/international-aid-vital-afghanistans-covid-19-recovery> (Accessed October 07, 2020)
- 14 Afghanistan Development Update: July 2020 - Surviving the Storm: <https://reliefweb.int/report/afghanistan/afghanistan-development-update-july-2020-surviving-storm>
- 15 IMF Executive Board Approves a US\$220 Million Disbursement to the Islamic Republic of Afghanistan to Address the Covid-19 Pandemic: <https://www.imf.org/en/News/Articles/2020/04/29/pr20193-afghanistan-imf-executive-board-approves-disbursement-to-address-the-covid-19> (Accessed October 07, 2020)
- 16 Ghani Declares Afghanistan's Poverty Rate Shameful: <https://tolonews.com/afghanistan/ghani-declares-afghanistan%E2%80%99s-poverty-rate-%E2%80%98shameful%E2%80%99> (Accessed October 07, 2020)

- 17 Ibid
- 18 Afghanistan Development Update: July 2020 - Surviving the Storm: <https://reliefweb.int/report/afghanistan/afghanistan-development-update-july-2020-surviving-storm> (Accessed October 07, 2020)
- 19 Ibid
- 20 Ibid
- 21 Afghanistan's unseen Covid crisis: <https://www.lowyinstitute.org/the-interpreter/afghanistan-s-unseen-covid-crisis> (Accessed: October 07, 2020)
- 22 Ghani's Afghan Poverty Estimate 'Catastrophic': Analysts: <https://tolonews.com/afghanistan/ghanis-afghan-poverty-estimate-catastrophic-analysts> (Accessed October 07, 2020)
- 23 The Asia Foundation: A Survey of the Afghan People 2019: [https://asiafoundation.org/wp-content/uploads/2019/12/2019\\_Afghan\\_Survey\\_Full-Report.pdf](https://asiafoundation.org/wp-content/uploads/2019/12/2019_Afghan_Survey_Full-Report.pdf)
- 24 Methodological differences and limitations should be noted with comparing face-to-face (Survey of the Afghan People) versus telephone interviews (Flash Surveys).
- 25 European Asylum Support Office (EASO): The EASO COI report Afghanistan: Security Situation: [https://coi.easo.europa.eu/administration/easo/PLib/2020\\_09\\_EASO\\_COI\\_Report\\_Afghanistan\\_Security\\_situation.pdf](https://coi.easo.europa.eu/administration/easo/PLib/2020_09_EASO_COI_Report_Afghanistan_Security_situation.pdf) (Accessed October 11, 2020)
- 26 Financing Peace, Fiscal Challenges and Implications for a Post-Settlement Afghanistan <http://documents.worldbank.org/curated/en/77658157555846850/Financing-Peace-Fiscal-Challenges-and-Implications-for-a-Post-Settlement-Afghanistan> (accessed on October 10, 2020).
- 27 The Asia Foundation: A Survey of the Afghan People 2019: [https://asiafoundation.org/wp-content/uploads/2019/12/2019\\_Afghan\\_Survey\\_Full-Report.pdf](https://asiafoundation.org/wp-content/uploads/2019/12/2019_Afghan_Survey_Full-Report.pdf)
- 28 Afghan Lives Through the Lens of Covid-19: <https://thediplomat.com/2020/06/afghan-lives-through-the-lens-of-covid-19> (Accessed October 07, 2020)
- 29 The Asia Foundation, 2019
- 30 Power Transmission Expansion and connectivity project: <HTTPS://WWW.USAID.GOV/AFGHANISTAN/FACT-SHEETS/POWER-TRANSMISSION-EXPANSION-AND-CONNECTIVITY-PTEC-PROJECT> (Accessed October 12, 2020)
- 31 The Kabul Times, 65pc Afghans lack access to electricity: <https://thekabultimes.gov.af/2020/02/65pc-afghans-lack-access-to-electricity/> (Accessed October 12, 2020)
- 32 Transparency International: Our Work in Afghanistan: <https://www.transparency.org/en/countries/afghanistan#> (Accessed October 12, 2020)
- 33 Afghanistan's Fight against Corruption Crucial for Peace and Prosperity: [https://unama.unmissions.org/sites/default/files/afghanistans\\_fight\\_against\\_corruption\\_crucial\\_for\\_peace\\_and\\_prosperity\\_english.pdf](https://unama.unmissions.org/sites/default/files/afghanistans_fight_against_corruption_crucial_for_peace_and_prosperity_english.pdf) (Accessed October 11, 2020)



## COVID-19

As with the rest of the world, Afghanistan has been impacted by the ongoing Covid-19 pandemic. The extent to which it has impacted Afghanistan is, however, subject to review. According to the Afghan Ministry of Public Health (MoPH) data,<sup>1</sup> and as at October 14, 2020, the country has only noted 39,994 cases in total, with 1,481 deaths. A remarkably low figure in a country that has a weak health system,<sup>2</sup> and where access to medical assistance can be limited. The low figures, however, have been challenged by many observers, who claim that both the infection and fatality rates are far higher than official figures suggest. Indeed, a survey conducted by the MoPH, with the support of the World Health Organization (WHO) and John Hopkins University suggest that as many as 10 million people may have been infected with Covid-19 across the country.<sup>3</sup> Another source suggests that as many as 50% of Kabul's population may have been infected,<sup>4</sup> highlighting a lack of clarity in official data. Moreover, anecdotal evidence suggested that figures were also far higher than officials suggested.<sup>5</sup>

Authoritative Covid-19 figures are also undermined by access to testing and weak medical infrastructure. Indicative of this lack of capacity, as at September 23, 2020, Afghanistan has one of the lowest testing rates in the world with only 2,793 tests per one million people.<sup>6</sup> Further undermining any fight against Covid-19 have been shortfalls in medical equipment and access to such. For example, Afghanistan suffered from a shortage of oxygen, ventilators and staff trained to use them,<sup>7</sup> and access to Personal Protective Equipment.<sup>8</sup>

Efforts to control Covid-19 were further complicated by an influx of thousands of Afghans refugees – returning from Iran while fleeing from Covid-19.<sup>9</sup> Indeed, the first case in Afghanistan is reported to have been a returnee from Iran.<sup>10</sup> Efforts were further undermined by low public awareness of Covid-19 and low health literacy.<sup>11</sup>

Since the first recorded case on February 24, 2020<sup>12</sup>, Afghanistan has undertaken a number of public health measures to try and limit the spread of the virus, which included localized lockdowns, closure of public and private schools,<sup>13</sup> work from home directives and road travel restrictions.<sup>14</sup> The extent to which these measures impacted the spread of the virus is difficult to decipher due to a lack of accurate statistics.

Some of the challenges against Covid-19 was further undermined by misinformation and misconceptions amongst society and stigma surrounding Covid-19, and a fear of going into quarantine.<sup>15</sup>

With a limited welfare network to rely on, Covid-19 restrictions left many Afghans with a stark choice between avoiding the virus or continuing to work to sustain families. This choice is nowhere better highlighted than by the World Food Programme<sup>16</sup> who indicated that 16 million Afghans would be prone to the shock of a Covid-19 lockdown due to unsustainable livelihoods.

The Covid-19 pandemic also impacted government finances, trading and the industry and service sectors.<sup>17</sup> With a heavy reliance on imports from neighbouring countries, Afghanistan's already fragile economy was further weakened by border closures and the transit of goods.

To assist, the government launched a national aid distribution program,<sup>18</sup> but it quickly became clear that for many Afghans, the risk of poverty far outweighed the risk from Covid-19 and many public health measures went unadhered. Any perceived risk calculation aside, there were many Afghans who became disillusioned with restrictions and the overall government response.

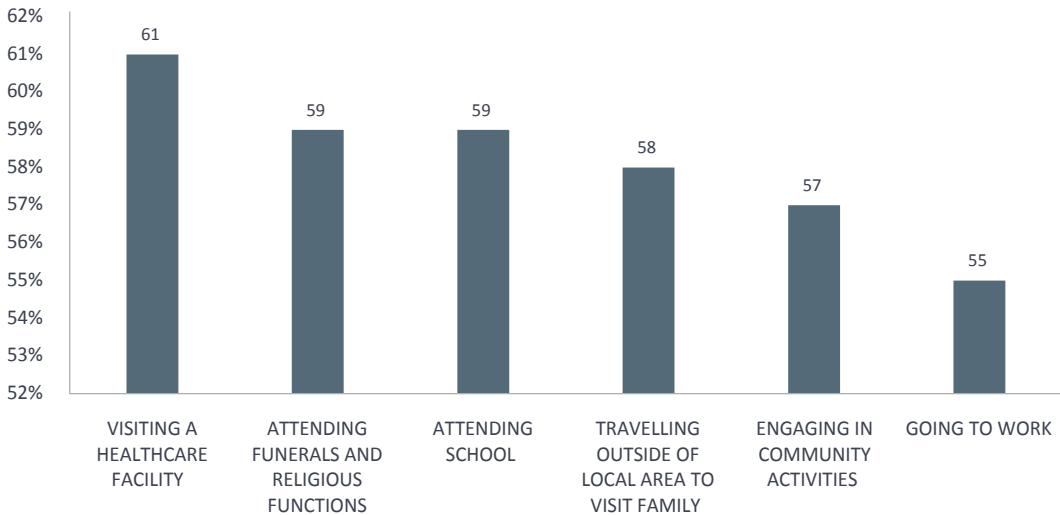
## KEY QUESTIONS

- Q-1:** *With some government restrictions lifting following the Covid-19 pandemic, would you say that are you not at all worried, somewhat worried, worried, or very worried about the following: a) Going to work. b) Engaging in community activities. c) Attending funerals and religious functions. d) Attending school. e) Visiting a healthcare facility*
- Q-2:** *Which of the following precautionary measures are you using to protect yourself from the virus? a) Facemask. b) Gloves. c) Hand Sanitizer. d) Frequent handwashing. e) Soap and other detergents for cleaning surfaces. f) Social distancing. g) Self-isolation. h) Other personal protection equipment (gowns, face shield, etc.)*
- Q-3:** *Which of the following sources of news and information do you use to stay informed about Covid-19? [READ OUT OPTIONS] a) Radio What station(s)? b) Television: What television(s) station(s)? c) Newspaper. d) Family and friends. e). Doctor or other health professional f) Social media (Facebook, twitter, etc). g) Other.*
- Q-5:** *Do you feel you receive adequate news and information on the Covid-19 and actions taken to respond to it?*
- Q-6:** *Thinking now about the government response to Covid-19, to what extent do you feel the government has: a) Provided timely information about Covid-19. b) Provided accurate information about Covid-19. c) Provided support to you and your family during the pandemic.*
- Q-7:** *Since December 2019, have you or any member of your household experienced any of the following symptoms: 1. Fever. 2. Shortness of Breath or Difficulty Breathing. 3. Tiredness. 4. Dry Cough. 5. Nasal congestion. 6. Sore throat. 7. Other.*
- Q-8:** *Has anyone in your household received a confirmed diagnosis of Covid-19?*
- Q-9A:** *Would you associate with someone in your community whom you knew had previously had Covid-19 but now is healthy?*
- Q-10:** *How concerned are you about the lasting impact of coronavirus outbreak on your personal health?*

With the lifting of government restrictions due to the pandemic, respondents were asked a number of questions regarding their concern about conducting certain activities. In the main, Afghans appear to still harbor some concern despite low levels of Covid-19 circulation.

Afghans show varying concerns about a number of activities most prevalent is concern regarding visiting a healthcare facility.

### WITH SOME GOVERNMENT RESTRICTIONS LIFTING FOLLOWING COVID-19, ARE YOU WORRIED ABOUT...



**FIG. 35: Q-1.** With some government restrictions lifting following the Covid-19 pandemic, would you say that are you not at all worried, somewhat worried, worried, or very worried about the following: a) Going to work, b) Engaging in community activities, c) Attending funerals and religious functions, d) Attending school, e) Visiting a healthcare facility, f) travelling outside of your local area to visit family, access to healthcare, purchase goods, etc. (Percent who say worried and very worried)

When asked about concern over visiting a healthcare facility, over 60 percent of respondents report being either very worried (45.3%) or worried (15.6%). Over half of females (52.9%) report being very worried about attending a healthcare facility.

When asked about attending funerals and religious functions, 42.1% say they are very worried. Just over half of females (50.9%) report being very worried, which is significantly higher than the 33.4% of males who responded. By age, those over 55 years of age are most inclined to report not being worried (39.6%) about attending funerals and religious functions than others.

When asked about attending school, 42.3% say they are very worried. Over half of females (51.6%) report being very worried about attending school, while this figure is significantly lower for males (33.0%). Respondents in the East (46.0%) and South East (46.0%) are most inclined to report that they are very worried about attending school, while those in the South West (35.8%) are the least likely to report they are very worried.

Similar themes are replicated when respondents were asked about engaging in community activities, with 40.4% saying they were very worried and 16.2% saying they were worried. By age, respondents aged 46–55 (36.1%) are least likely to say they are very worried and those aged 18–25 (41.9%) are most likely to report this. Males (28.0%) are significantly more inclined to say they are not worried than females (16.0%) when asked about engaging in community activities.

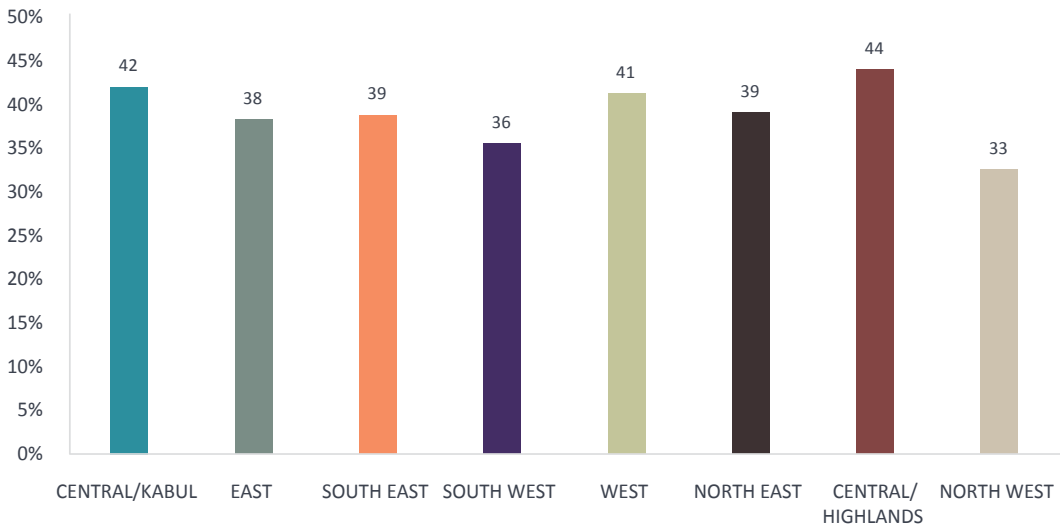
Over half of Afghans surveyed say they were either very worried (38.8%) or worried (16.5%) about going to work. 23.6% of respondents reported that they are not worried at all. By region, those in the Central/Highland are most likely to be very worried (44.0%) about going to work, while those in the West (17.6%) are most inclined to report that they are not worried at all.

Females (45.1%) are significantly more likely than males (32.5%) to say they are very worried about going to work. Findings are reversed when considering those who are not worried at all, with males (29.7%) more likely to report this than females (17.5%).

Those aged 55 years or older (32.8%) are least likely to report being very worried, while respondents aged 36–45 (41.7%) are most likely to report this.

Those in the Central/Highlands are most likely to be very worried (44.0%) about going to work.

## WITH SOME GOVERNMENT RESTRICTIONS LIFTING FOLLOWING COVID-19, ARE YOU WORRIED ABOUT: GOING TO WORK, BY REGION



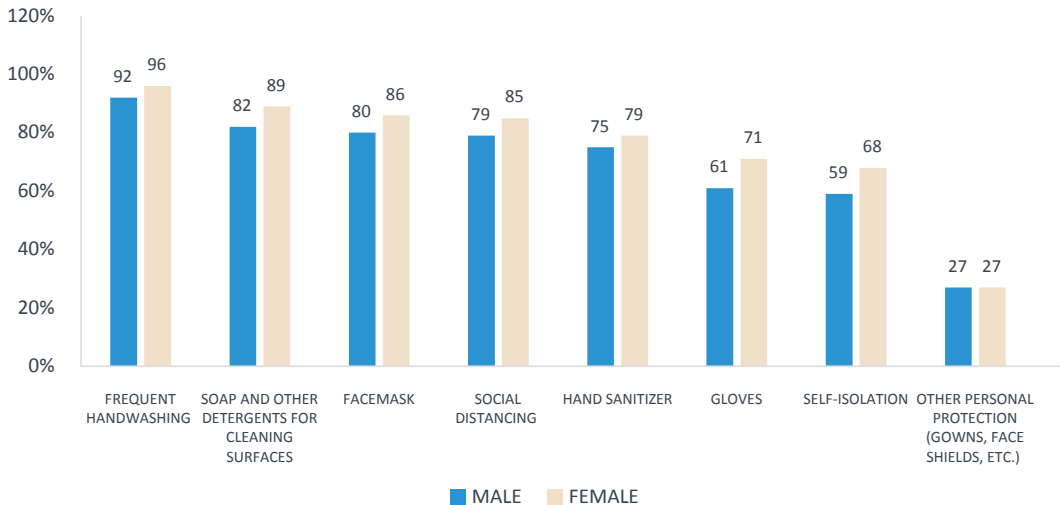
**FIG.36: Q-1.** With some government restrictions lifting following the Covid-19 pandemic, would you say that are you not at all worried, somewhat worried, worried, or very worried about the following: a) Going to work. (Percent who say very worried and worried)

The *Survey* asks Afghans about different types of measures they are taking as precautions against the pandemic. Of all the precautionary measures available, frequent handwashing (93.9%) was the most cited answer, with soap and other detergents for cleaning surfaces (85.7%) second, and face masks (82.8%) the third most frequently cited. Other personal protection (gowns, face shields, etc) (26.7%) was the least cited measure.

Respondents in the Central/Kabul region (95.6%) report the highest use of frequent handwashing, while those in the South East (87.7%) report the lowest. The use of face masks was most mentioned by respondents in the Central/Highlands region (89.7%) and the least mentioned by those in the South West (78.7%). Respondents in the North West (57.2%) and South East (58.2%) are least likely to utilize self-isolation, while this figure is highest in the West (69.5%). Given that the some of the Western region borders Iran (which has had its own pandemic issues) and with a major border crossing point in Herat province (where the first reported case of Covid-19 in Afghanistan was recorded) , it is perhaps no surprise to see self-isolation used the most here.

Interestingly, by gender and when assessed against all listed precautionary measures, females are the most likely to report utilizing the various measures.

## USE OF PRECAUTIONARY MEASURES, BY GENDER



**FIG.37: Q-2.** Which of the following precautionary measures are you using to protect yourself from the virus? Have you used a) Facemask, b) Gloves, c) Hand sanitizer, d) Frequent handwashing, e) Soap and other detergents for cleaning surfaces, f) Social distancing, g) Self-isolation, h) Other personal protection equipment (gowns, face shield, etc).

A similar pattern holds true when disaggregated by strata, with urban dwellers reporting a higher use of the precautionary measures than rural dwellers.

Access to accurate public health information is crucial during a pandemic for guiding public response, and for keeping people informed of trends and public health measures and precautions.

In a sign of good public outreach utilization, 84.5% of Afghans report that they received adequate news and information on Covid-19 and the actions they needed to take to respond to it. When considered by region, those in the East (89.7%) report the highest levels, while this is lowest in the North West (75.2%).

## SOURCE OF NEWS AND INFORMATION REGARDING COVID-19

	FAMILY & FRIENDS	TELEVISION	DOCTOR/ HEALTH PROFESSIONAL	SOCIAL MEDIA	RADIO	NEWSPAPER
	%	%	%	%	%	%
YES	81	77	68	59	50	30
NO	19	23	32	41	50	70

**FIG.38: Q-3.** Which of the following sources of news and information do you use to stay informed about Covid-19? a) Radio, b) Television, c) Newspaper, d) Family and friends, e) Doctor or other health professional, f) Social media (Facebook, twitter, etc).

When asked which sources of news and information they use to stay informed about Covid-19, the most cited answer was family and friends (81.3%). There is little difference in the percentage of rural (81.5%) and urban (80.6%) dwellers citing family and friends.

The second most cited information source was television (77.4%). Urban dwellers (86.9%) are significantly more likely to say television as a source when compared to rural dwellers (74.2%). By some distance, TOLO Television (72.6%) is noted as the most prevalent television station for staying informed about Covid-19. Aryana television (22.1%) was the next most cited station.

The use of radio as a source of information shows a split, with 49.7% saying they do use radio for Covid-19 information compared to 50.3% who say they do not. Rural respondents (52.8%) are more likely than urban respondents (40.5%) to use radio as a source of Covid-19 information. Interviewees in the East (70.0%) and South West (69.2%) are most likely to report the use of radio, while those in the Central/Highlands (33.8%) are the least likely.

### USE OF RADIO AS SOURCE OF COVID-19 INFORMATION, BY REGION

	CENTRAL/ KABUL	EAST	SOUTH EAST	SOUTH WEST	WEST	NORTH EAST	CENTRAL/ HIGHLANDS	NORTH WEST
	%	%	%	%	%	%	%	%
YES	42	70	61	69	41	47	34	39
NO	58	30	39	31	59	53	66	61

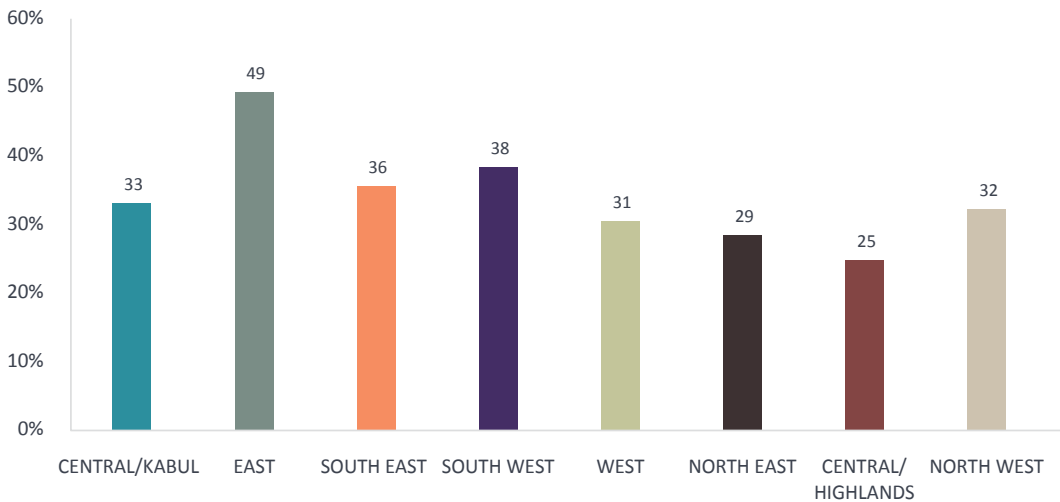
**FIG. 39: Q-3.** Which of the following sources of news and information do you use to stay informed about COVID-19? a) Radio

At the national level, Azadi radio (28.9%) was the most referenced radio station.

Perhaps indicative of a decline in printed media, the least cited source of news and information related to Covid-19 was the newspaper (29.8%). Respondents in the Central/Highlands (39.4%) are most likely to report the use of newspaper, while respondents in the North West (23.7%) are least likely.

Generally, Afghans appear to be satisfied with the overall level of information provided by the government during the Covid-19 pandemic, with over 60 percent of respondents saying that to a great (34.2%) or moderate extent (28.7%) they were provided timely information about Covid-19. Respondents in the East (49.3%) were most likely to report that they were provided timely information to a great extent, which is almost 100 percent greater than respondents in the Central/Highlands (24.8%).

#### TIMELY COVID-19 RELATED INFORMATION RECEIVED FROM GOVERNMENT, BY REGION

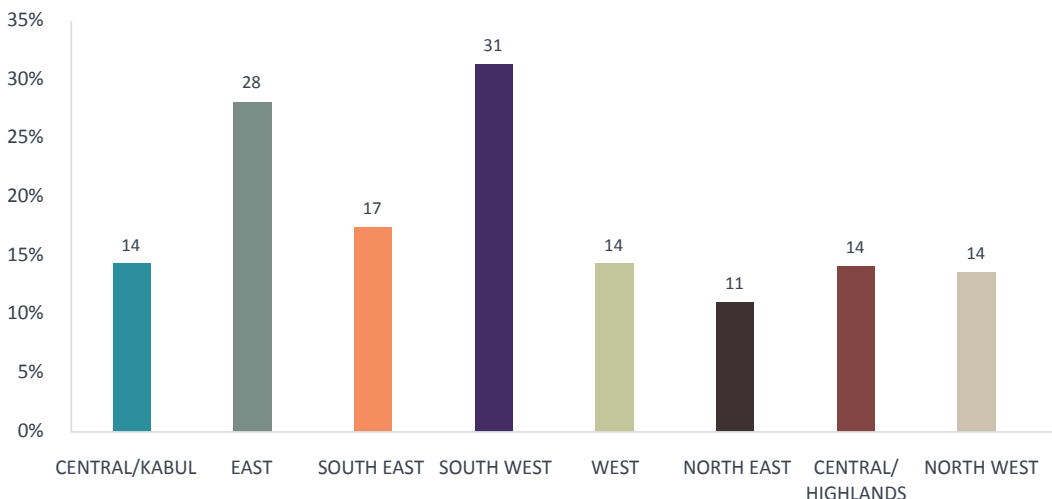


**FIG.40: Q-6.** Thinking now about the government response to Covid-19, to what extent do you feel the government has: a) Provided timely information about Covid-19. (Percent who say a great extent).

When asked to what level they were provided accurate information about Covid-19, over 60 percent again responded that they had received this to either a great extent (36.5%) or moderate extent (26.0%).

Satisfaction with levels of support provided by the government to support respondents and their families during the pandemic, however, tell a different story. When asked to what extent do you feel the government has provided support to you and your family during the pandemic, only 17.4% say a great or moderate extent.

## COVID-19 RELATED SUPPORT RECEIVED FROM GOVERNMENT, BY REGION

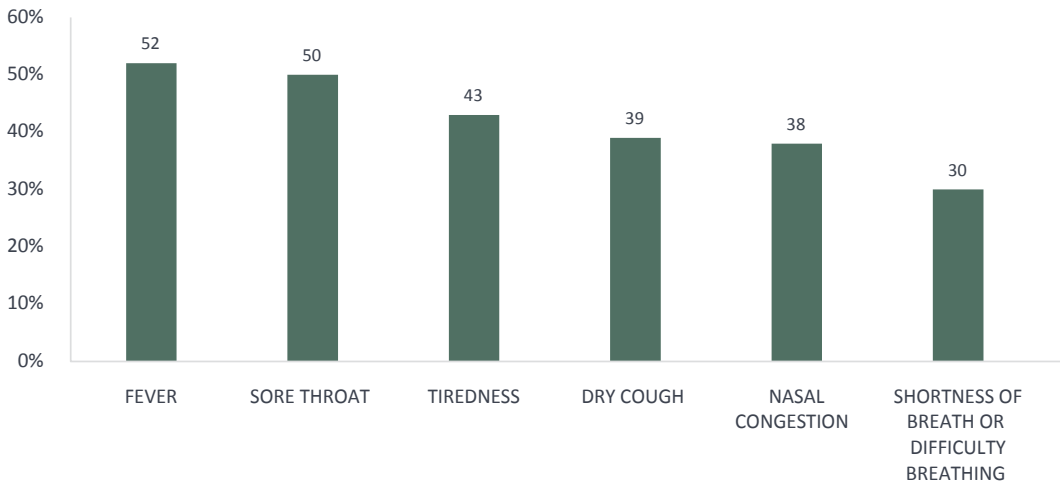


**FIG.41: Q-6.** Thinking now about the government response to Covid-19, to what extent do you feel the government has: c) Provided support to you and your family during the pandemic. (Percent who say moderate and great extent).

On the other hand, 74.2% of respondents reported not at all. Respondents in the North East (82.6%) were most likely to report not all, while those in the South West (61.5%) were the least likely. When considered by gender, females (79.7%) are more inclined to give this answer than males (68.8%).

Respondents were asked questions regarding whether they or anyone in their household had experienced the following Covid-19 symptoms since December 2019: fever; shortness of breath or difficulty breathing; tiredness; dry cough; nasal congestion; sore throat; or, other symptoms. The most prevalent answers amongst respondents were fever (52.3%), sore throat (49.9%) and tiredness (42.8%). Shortness of breath or difficulty breathing (29.5%) was the least cited answer.

## COVID-19 RELATED SYMPTOMS EXPERIENCED



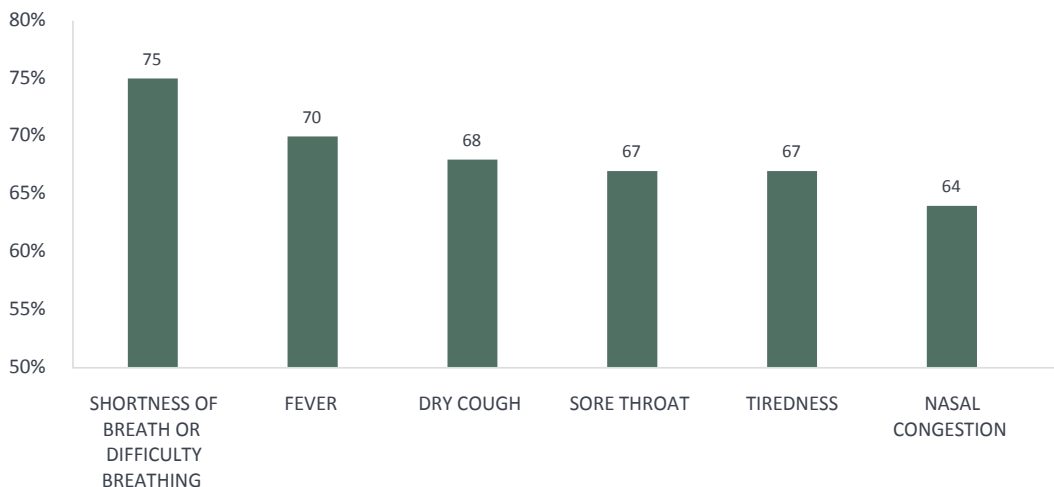
**FIG.42: Q-7:** *Since December 2019, have you or any member of your household experienced any of the following symptoms: a) Fever b) Shortness of breath or difficulty breathing c) Tiredness d) Dry cough e) Nasal congestion, f) Sore throat. (Percent who say yes)*

The plethora of signs and symptoms associated with Covid-19 may lead some to disregard any symptoms as something else or something seasonal. However, in all cases where a respondent or a household member had displayed a symptom, at least 60 percent did visit the doctor.

Since the appearance of Covid-19 in Afghanistan, infection and illness rates have ebbed and flowed. In a sign that the Covid-19 infection rates are decreasing, at the time of fieldwork in September, a number of respondents reported that they or a member of their household was or had displayed a symptom. In the majority of cases (60 percent plus), respondents claimed that they or a household member had been displaying symptoms in the previous 1–4 months, suggesting that any peak has passed.

When asked whether they or a member of their household had visited a doctor, there is some variation by symptom. For example, 74.5% of those who said they or a household member had shortness of breath or difficulty breathing reported visiting a doctor. This figure is lower for other symptoms, for example, 66.8% of those who say they had tiredness reported visiting a doctor, while for nasal congestion it was 63.8%.

## VISITS TO THE DOCTOR, BY SYMPTOMS EXPERIENCED



**FIG.43: Q-7D.** *Did you or the household member visit the doctor? (Percent who say yes by symptom)*

Awareness of Covid-19 signs and testing amongst the respondents' usual doctor or other healthcare professional appears to be high. Regardless of symptom presented, the number of respondents who say that their usual doctor or other healthcare professional was aware of the signs and testing of Covid-19 was above 79 percent in all cases.

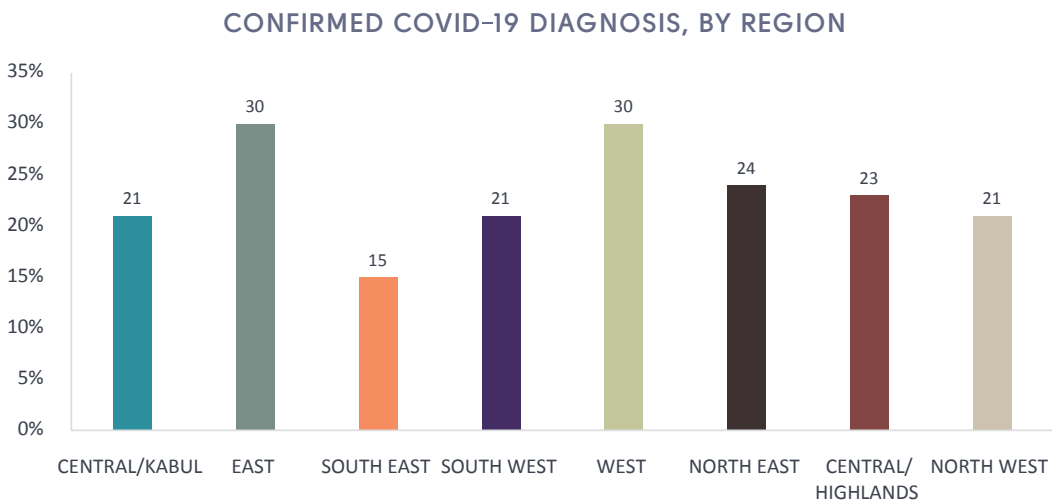
Much has been made of the contagious nature of Covid-19, and this is reflected in the data. Respondents were asked by symptom, the amount of people in the household who also contracted the same symptom. For example, 88.8% of those interviewed said that 1–5 members of the household had contracted/ displayed shortness of breath or difficulty breathing as a symptom. Equally indicative of the contagious nature of Covid-19, 16.2% of respondents indicated that 6–10 individuals in their household had contracted a fever, and 13.0% of respondents indicated that 6–10 members of the household had contracted a sore throat.

Access to accurate figures regarding Covid-19 infection and diagnoses rates in Afghanistan has been a concern throughout the Covid-19 pandemic. Official figures suggest a fairly low infection rate across the country. However, anecdotal evidence suggests it is far higher than official figures suggest. And one study suggests that the infection rate across Afghanistan may be as much as 30 percent.

Respondents were asked whether anyone in their household had received a confirmed diagnosis of Covid-19. More than one fifth of respondents (23.0%) say someone in their household had received a

confirmed diagnosis, suggestive of a rate more comparable with the findings of a research carried out by the MoPH with support from John Hopkins and the World Health Organization.

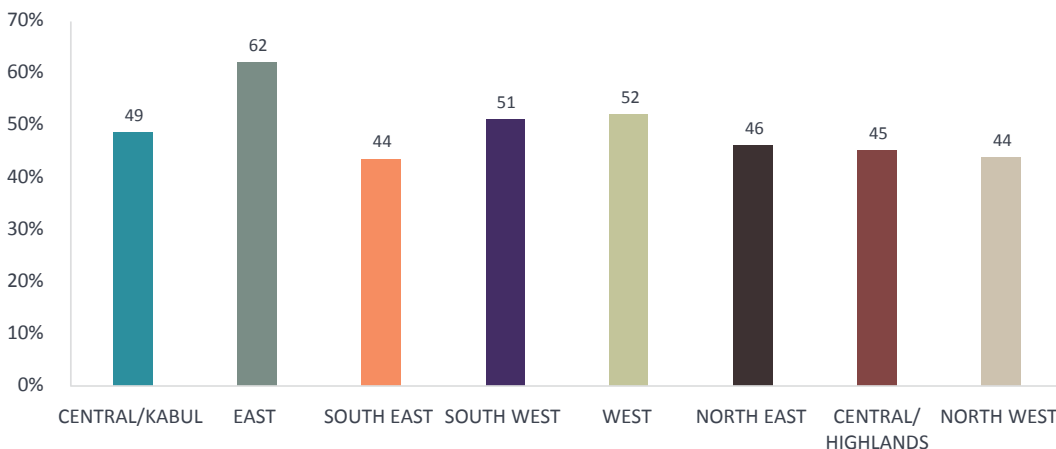
When considered by region, respondents in the South East (14.8%) are least likely to report that someone in their households had received a confirmed Covid-19 diagnosis, while those in the East (30.4%) and West (30.0%) are the most likely to report this.



**FIG.44: Q-8.** *Has anyone in your household received a confirmed diagnosis of COVID-19? (Percent who say yes)*

When asked whether they would associate with someone in their community who they knew had previously had Covid-19 but now is healthy, the findings are split with 49.0% of those surveyed saying yes, and 50.4% saying no. By regions, differences stand out with respondents in the East more willing to associate with someone who previously had Covid-19 but is now healthy (62.1%) than respondents elsewhere.

## ASSOCIATING WITH SOMEONE WHO HAD COVID-19 BUT IS NOW HEALTHY, BY REGION



**FIG.45: Q-9A.** *Would you associate with someone in your community whom you knew had previously had COVID-19 but now is healthy? (Percent who say yes)*

When considered by gender, a split emerges with males (52.8%) more likely than females (45.1%) to say they would associate with someone in their community who they previously had Covid-19 but now is healthy.

Just under half of those interviewed (47.9%) say they are concerned about the lasting impact of the pandemic on their personal health. Concern about any lasting impact is significantly more pronounced amongst females (56.9%), when compared against males (39.0 %). Surprisingly, the age group that reports that they are not concerned about any lasting impact on their personal health is that of those aged 55 years and above (31.2%).

In another question exploring the lasting impact of the outbreak, respondents were asked about levels of concern about the lasting impact of Covid-19 on their lifestyle (i.e. your daily routine and ability to work and socialize with others). Over half (53.6%) say they are very concerned, while less than a fifth (16.9%) say that are not concerned. Again, the concern about lasting impacts is more pronounced amongst females (60.6%) than males (46.7%).

## ENDNOTES

- 1 Monitoring & Evaluation Health Information System General Directorate. National Diseases Surveillance and Response: <https://moph-dw.gov.af> (Accessed October 08, 2020)
- 2 Covid-19 in Afghanistan (4): A precarious interplay between war and epidemic <https://www.afghanistan-analysts.org/en/reports/war-and-peace/covid-19-in-afghanistan-4-a-precarious-interplay-between-war-and-epidemic/> (Accessed October 07, 2020)
- 3 Afghanistan's unseen Covid crisis: <https://www.lowyinstitute.org/the-interpreter/afghanistan-s-unseen-covid-crisis> (Accessed: October 07, 2020)
- 4 Ibid
- 5 Covid-19 in Afghanistan (6): A closer look at the MoPH's official figures: <https://www.afghanistan-analysts.org/en/reports/economy-development-environment/covid-19-in-afghanistan-6-a-closer-look-at-the-mophs-official-figures/> (Accessed October 07, 2020)
- 6 Ibid
- 7 Afghanistan's unseen Covid crisis: <https://www.lowyinstitute.org/the-interpreter/afghanistan-s-unseen-covid-crisis> (Accessed: October 07, 2020)
- 8 Race to avert Covid-caused catastrophes in Afghanistan: <https://reliefweb.int/report/afghanistan/race-avert-covid-caused-catastrophes-afghanistan> (accessed October 11, 2020)
- 9 Covid-19: the current situation in Afghanistan: [https://www.thelancet.com/journals/langlo/article/PIIS2214-109X\(20\)30124-8/fulltext](https://www.thelancet.com/journals/langlo/article/PIIS2214-109X(20)30124-8/fulltext) (Accessed October 07, 2020)
- 10 Afghanistan's unseen Covid crisis: <https://www.lowyinstitute.org/the-interpreter/afghanistan-s-unseen-covid-crisis> (Accessed: October 07, 2020)
- 11 Ibid
- 12 Covid-19 in Afghanistan (4): A precarious interplay between war and epidemic <https://www.afghanistan-analysts.org/en/reports/war-and-peace/covid-19-in-afghanistan-4-a-precarious-interplay-between-war-and-epidemic/> (Accessed October 07, 2020)
- 13 The Lancet, [https://www.thelancet.com/journals/langlo/article/PIIS2214-109X\(20\)30124-8/fulltext](https://www.thelancet.com/journals/langlo/article/PIIS2214-109X(20)30124-8/fulltext) (Accessed October 11, 2020)
- 14 Afghanistan's unseen Covid crisis: <https://www.lowyinstitute.org/the-interpreter/afghanistan-s-unseen-covid-crisis> (Accessed: October 07, 2020)
- 15 Strengthening Afghanistan's fight against Covid-19: <https://blogs.worldbank.org/endpovertyinsouthasia/strengthening-afghanistans-fight-against-covid-19> (Accessed October 11, 2020)
- 16 Afghanistan's unseen Covid crisis: <https://www.lowyinstitute.org/the-interpreter/afghanistan-s-unseen-covid-crisis> (Accessed: October 07, 2020)

- 17 Hit Hard by Covid-19, Afghanistan Needs Continued International Support: <https://www.worldbank.org/en/news/press-release/2020/07/15/hit-hard-by-covid-19-afghanistan-needs-continued-international-support> (Accessed: October 07, 2020)
- 18 Afghanistan's unseen Covid crisis: <https://www.lowyinstitute.org/the-interpreter/afghanistan-s-unseen-covid-crisis> (Accessed: October 07, 2020)



# APPENDIX 1 METHODS

## INTRODUCTION

The Asia Foundation's *Afghanistan Flash Surveys on Perceptions of Peace, Covid-19, and the Economy: Wave 1 Findings* is a mobile-only Tablet-Assisted Phone Interviewing (TAPI) based survey of the mobile phone-using public of Afghanistan. The survey was fielded using Research Control Solutions (RCS) software.

This survey targets a representative sample of mobile-using Afghans (age 18+) totaling 4,303n. The sample was generated via random digit dialing (RDD), so any existing mobile phone number in Afghanistan had a theoretical probability of selection.

Fieldwork was conducted from September 6, 2020 and ending on October 4, 2020. Fieldwork was completed by 90 native Dari and Pashto speaking interviewers. The final sample was 72% male and 28% female, and comprised 58% urban and 42% rural respondents.

## EXECUTIVE SUMMARY

1. The survey included a random sample of 4,303 mobile phone-using Afghans.
2. The mobile sample was drawn using a list assisted RDD methodology. Mobile telephones were not stratified. The sample frame has been developed based on source data provided by international telecommunication union (ITU).
3. Calls were made using SIM-card enabled devices, with AWCC, Afghan telecom Salaam, Etisalat, MTN and Roshan as the network operators.
4. The questionnaire included questions about the Covid-19 pandemic, opinion of the security forces, the peace process, crime and violence, and the role of women in society. In addition, the survey captured demographic information, such as age, gender, education level, ethnicity, and work status, among others.
5. The average length of a completed interview was 33 minutes and 54 seconds, with a standard deviation of 10 minutes and 46 seconds. The minimum interview length was 10 minutes and 3 seconds, while the maximum length was 1 hour, 45 minutes, and 40 seconds.
6. Fieldwork was completed by 90 native Dari and Pashto speaking interviewers between September 6 – October 4, 2020. The field team started with 50 interviewers, but more were gradually brought onto the project as it was realized that a larger field team would be needed to complete fieldwork in a timely manner.
7. Due to the Covid-19 pandemic, interviewers worked from home on cellular phones and SIM-enabled tablets issued by ACSOR. The supervisor assigned Case IDs and phone numbers to interviewers.
8. All cases that were recorded were processed through D3's audio analysis program, sAIren,

which checks audio files for long intervals of silence or the absence of human voices, which suggest data falsification or poor quality interviewing. The sAIren results and the ability to immediately pull interview lengths from the online data allowed ACSOR to focus its field-level quality control on cases which were more likely to be problematic due to short interview length or a high percentage of silence. In addition, a third-party monitor, Sayara research, also listened to randomly selected audio recordings or conducted phone back-checks in cases where audio was not available.

9. In addition to sAIren analysis, field-level quality control consisted of audio monitoring (listening to recordings) and phone back-checks. The Asia Foundation contracted with Sayara Research to conduct third-party validation, which consisted of listening to audio files to confirm the quality of ACSOR's work. In total, 35% of all cases in the final data file. were subject to some form of field-level quality control: 17% of cases were subject to audio audit, 7% were subject to phone back-check, and 11% were quality-controlled by a non-ACSOR monitoring team (either The Foundation or Sayara). In total, 168 cases were removed due to field-level quality control.
10. Quality control tests were conducted following the completion of fieldwork to monitor interviewer performance. During the data cleaning phase, the Valkyrie program was used which searches for patterns or anomalies in the data that may indicate an interview was not properly conducted by an interviewer. For this survey, no cases were deleted for having over 50% refused or don't know answers (i.e. failing the non-response test), no cases were deleted for having 90% similarities in responses to another interview (i.e., failing the duplicates test), and 1 case was deleted for failing both straights tests (i.e. having the same answers for all battery items in 2 batteries). In addition, 83 other cases were deleted as a result of other quality control measures, mostly for having incorrect or unreasonable interview durations, and 33 cases were deleted for having duplicate case IDs (i.e. the same phone number was called twice).
11. Additional logic checks after the initial data delivery were conducted, 91 additional cases were deleted as a result
12. The data was weighted to gender, urban/rural status, and regional population estimates published by the National Statistics and Information Authority (NSIA).
13. Considering the survey design, the estimated design effect was 2.03. The margin of error with 95% confidence at  $p=.5$  is 1.49%. The complex margin of error with design effect with 95% confidence at  $p=.5$  is  $\pm 2.13\%$ .
14. For this sample, the Response Rate is 6.36%, the Cooperation Rate is 44.28%, the Refusal Rate is 5.60%, and the Contact Rate is 14.35%.

## PROJECT SCHEDULE

TABLE 1: PROJECT TIMELINE

Project Phases	Start Date	End Date	Comments
Questionnaire Design and Translation	August 17, 2020	September 3, 2020	Includes client review of translation and revisions
Briefings	September 6, 2020	September 7, 2020	
Start/End of Field	September 6, 2020	October 4, 2020	
Quality Control during fieldwork	September 7, 2020	October 5, 2020	
Data Processing	October 1, 2020	October 11, 2020	Includes client logic checks & weighting

## SAMPLE DESIGN

The target sample size for this survey is 4,500 Afghans aged 18+. The sampling methodology is a single mode design composed only of mobile phones, due to very low landline penetration in Afghanistan. For the mobile sampling frame, all telephone numbers consist of 10 digits. The sample is not stratified by provider code. Interviews are performed by native Dari and Pashto speakers.

## SAMPLING METHODOLOGY

**Target Population:** Mobile owning Afghans aged 18+

**Target Sample Size:** 4,500

**Achieved/Realized Sample Size:** 4,303

The sampling methodology for this study was as follows:

- A simple random sample (SRS) of telephone numbers is generated without replacement for each replicate.
- Each replicate size is equal to approximately 10 times the sample (50,000 total, 5,000 interviews were attempted in order to account for deletions as a result of in-field and post-field quality control measures) to account for any difficulties in contacting respondents due to the sampling methodology. A replicate is exhausted when all call-backs to each number have been completed, at which point a new replicate is loaded to the sample database. A total of two replicates (100,000 numbers) were provided to the ACSOR field team to complete the sample.
- Calls were made through each device's SIM card.
- Method of respondent selection:
  - Mobile phones are treated as a personal device and the person who answers the phone is selected as the respondent.

- Based on previous experience with mobile surveys, it was expected that women would be difficult to reach due to cultural reasons: Afghan women are often unwilling to answer the phone when a stranger calls, and are often reluctant to speak with strangers on the phone, even other women. Therefore, if a female interviewer placed a call and a male picked up, she was instructed to ask to speak with the lady of the house, and interview her if she was available. If no women were available or if the male respondent refused to pass the phone to a woman, she could proceed with interviewing him.
  - Even with this measure in place, the first two weeks of fieldwork yielded a sample that was very heavily male-skewed (approximately 80% male/20% female). After this point, and in consultation with the Asia Foundation, ACSOR implemented gender matching for female interviewers, in which female interviewers were instructed to interview only female respondents. This resulted in a final sample that was 72% male/28% female.
- Callbacks
  - After autodialing<sup>1</sup>, a maximum of three contact attempts are made at the household level, with call back intervals of half an hour for busy lines, and every 2+ hours for answering machines / not reached. Once the selected respondent has been identified, an additional two attempts are made to either the phone number selected, or a provided alternative number, to complete an interview with the respondent.

**TABLE 2: PROVINCIAL DISTRIBUTION POPULATION VS. REALIZED SAMPLE**

<b>Province</b>	<b>NSIA Percentage in Population (Total)</b>	<b>Realized Total Sample - Unweighted (n=4,303)</b>
Badakhshan (BDS)	3.5%	3.2%
Badghis (BDG)	1.8%	0.7%
Baghlan (BGL)	3.4%	3.3%
Balkh (BAL)	4.9%	8%
Bamyan (BAM)	1.7%	1.7%
Daykundi (DAY)	1.6%	1.4%
Farah (FRA)	1.9%	1.4%
Faryab (FYB)	3.7%	2.2%
Ghazni (GHA)	4.5%	3.3%
Ghor (GHO)	2.5%	0.9%
Helmand (HEL)	3.4%	2%
Herat (HER)	7.0%	10.7%
Jawzjan (JOW)	2.0%	1.6%

Kabul (KAB)	16.1%	24.8%
Kandahar (KAN)	4.5%	2.8%
Kapisa (KAP)	1.6%	1.6%
Khost (KHO)	2.1%	1.7%
Kunar (KNR)	1.7%	1.3%
Kunduz (KDZ)	3.7%	4.3%
Laghman (LAG)	1.6%	2.1%
Logar (LOW)	1.4%	1.5%
Nangarhar (NAN)	5.6%	6.2%
Nimroz (NIM)	0.6%	0.4%
Nuristan (NUR)	0.5%	0.2%
Paktika (PKA)	1.6%	1.2%
Paktia (PIA)	2.0%	0.7%
Panjshir (PAN)	0.6%	0.4%
Parwan (PAR)	2.5%	2.8%
Samangan (SAM)	1.4%	1.2%
Sar-e-Pul (SAR)	2.1%	1.6%
Takhar (TAK)	3.6%	3.2%
Uruzgan (ORU)	1.4%	0.2%
Wardak (WAR)	2.2%	1.5%
Zabul (ZAB)	1.1%	0.2%
Total	100%	100%

## WEIGHTING

For this study, a raked weight, ‘rakedwgr’ was created. This weight was created to adjust the data based on population figures by Region, Gender, and Urban/Rural status. It is recommended that this weight be used analyzing the data.

Due to a lack of reliable census figures, gender is assumed to be 50 / 50 while the other targets are taken from the 2020/2021 population estimates released by the NSIA.

TABLE 3: SUMMARY OF WEIGHTS

	Share in NSIA Population Estimates	Share in Unweighted Sample	Share in Raked Weighted Sample ('rakedwgt')
<b>Gender</b>			
Male	50.0%	72.0%	50.0%
Female	50.0%	28.0%	50.0%
<b>Urban/Rural Status</b>			
Rural	74.5%	41.8%	74.5%
Urban	25.5%	58.2%	25.5%
<b>Region</b>			
Central Hazarajat	3.2%	3.1%	3.2%
Central Kabul	24.5%	32.6%	24.5%
Eastern	9.1%	9.7%	9.1%
North west	13.6%	14.5%	13.6%
Northern	13.7%	14.0%	13.7%
South Central	12.3%	5.6%	12.3%
South east	10.8%	6.9%	10.8%
Western	12.8%	13.7%	12.8%

## MARGIN OF ERROR AND DESIGN EFFECT

The estimated design effect for the survey was computed by computing a weighted average of the design effects for the responses to Q1a With some government restrictions lifting following the Covid-19 pandemic, would you say that are you not at all worried, somewhat worried, worried, or very worried about the following:..Going to work”

The margin of error with 95% confidence at  $p=.5$  is 1.49%. Considering the survey design including weighting, the estimated design effect was 2.03<sup>2</sup>.

TABLE 4: DESIGN EFFECT ESTIMATION USING Q1A

Q1a	Weighted Count	Prop	DEFF
Not worried at all	1016	0.2361	1.90
Somewhat worried	888	0.2063	2.03
Worried	711	0.1652	2.09
Very Worried	1669	0.3878	2.08
Refused	4	0.0010	0.91
Don't know	16	0.0036	3.17
		<b>Weighted Average<sup>3</sup></b>	<b>2.03</b>

Assuming a Design Effect of 2.03 and  $p= 0.5$ , at the 95% CI level with  $n= 4303$  the resulting complex MOE is 2.13%

## FIELD IMPLEMENTATION

ACSOR was provided with the numbers to be included in the sample based on the draw performed by D3. These numbers are released to ACSOR and randomly allocated to each of the interviewer by the project managers, to make calls from ACSOR-issued devices (cellphones and SIM-enabled tablets) at home. Calling is done using RCS CAPI/TAPI software, which works on most Android devices.

The numbers are dialed in random order, sorted randomly using a random number generator, to distribute contact attempts across the country and among mobile carriers over the entirety of the field period.

## CONTACT PROCEDURES

A maximum of three attempts are made to reach the household to determine eligibility. Following this, an additional two contact attempts are made to try and reach the selected respondent on his/her mobile.

Appointments which result in busy lines are called again after thirty minutes, answering machines and “not reached” calls are called again after a minimum of two hours.

The dialing/working hours for this study were from 7 AM to 9 PM Afghan time.

## SAMPLE DISPOSITION

This section of the sample disposition is another diagnostic tool to understand the validity of the sample. Final disposition codes, call outcome rates, and response rates contribute to an understanding of the presence of potential survey error.<sup>4</sup>

This section contains:

- A thorough accounting of the survey call dispositions resulting from this survey.
- The formulas for calculating response rates, cooperation rates, and contact rates.
- A report of the final outcome rates for the evaluation of this survey according to the AAPOR Standards for Minimal Disclosure requirements (Part III of the Code of Professional Ethics and Practices).

## RATE CALCULATIONS

The response rate is the number of complete interviews divided by the number of interviews plus the number of non-interviews plus all cases of unknown eligibility. The cooperation rate is the proportion of all cases interviewed of all eligible participants ever contacted. The refusal rate is the proportion of all cases in which a participant refuses to do an interview, or breaks-off an interview of all potentially

eligible cases. The contact rate measures the proportion of all cases in which the participant responsible and associated with the provided phone number was reached by the survey. AAPOR's Response Rate 3, Cooperation Rate 1, Refusal Rate 2, and Contact Rate 2 were used as standards.

Acronyms used in the formulas are below:

I	=	Complete Interview
P	=	Partial Interview
R	=	Refusal and break-off
NC	=	Non-contact
O	=	Other
UH	=	Unknown if eligible
UO	=	Unknown, other
e	=	Estimated proportion of cases of unknown eligibility that are eligible

$$\text{Response Rate 3} = \frac{I}{(I + P) + (R + NC + O) + e(UH + UO)}$$

$$\text{Cooperation Rate 1} = \frac{I}{(I + P) + R}$$

$$\text{Refusal Rate 2} = \frac{R}{(I + P) + (R + NC + O) + e(UH + UO)}$$

$$\text{Contact Rate 2} = \frac{(I + P) + R + O}{(I + P) + R + O + NC + e(UH + UO)}$$

## FINAL DISPOSITION CODES

As a replacement for traditional methods, AAPOR standard code system was used. By adopting a common language with the rest of the industry, comparison with outcome codes of different surveys and use of a standard which is indisputable by government agencies and their suppliers is composed. AAPOR provides an industry standard set of final disposition codes and associated outcome rate formulas. The AAPOR codes and formulas are widely accepted throughout North America as the only standard and are built into the business and science standards of all other major research associations. There are four different types of rate calculations used in AAPOR reporting (response rates, contact rates, cooperation rates, and refusal rates).

The following table provides the final disposition classifications:

TABLE 5: INTERVIEW STATUS: FINAL DISPOSITION CODES AND DEFINITIONS<sup>5</sup>

SURVEY MANAGEMENT SECTION			
Vendor Code	AAPOR Code	Description	
<b>Completed Interviews</b>			
24	1.0/1.10	Interview was successfully completed	4507
25	1.0/1.10	Interview was completed but rejected for quality reasons	168
			4675
<b>Partial Interviews</b>			
23	1.200	Partial Interview/refusal/break-off	1775
		<b>Total Partial</b>	1775
<b>Unknown Eligibility</b>			
2	3.130	No answer / busy signal / phone turned off	10856
6	3.140	Voicemail/answering machine	35
		<b>Total Unknown Household</b>	10891
<b>Non-contacts</b>			
5	4.310	Non-working number/number not in service	52129
		<b>Total Non-contacts</b>	52129
<b>Others</b>			
12	2.332	Language barrier	0
14	2.320	Respondent physically or mentally unable to complete interview	0
		<b>Total Others</b>	0
<b>Refusals</b>			
3	2.11	Refused to participate	3918
4	2.11	Unavailable (call back later, make an appointment)	189
		<b>Total Refusals</b>	4107
<b>Not Eligible</b>			
7	4.700	Not eligible - less than 18 years old or business number	76
		<b>Total Not Eligible</b>	76
<b>Total</b>		<b>Total Sample Size</b>	73653
<b>DISPOSITION RATES</b>			
RATE	FORMULA/CALCULATION		PERCENT
Value for e	estimated proportion of cases of unknown eligibility that are eligible		0.999
Response Rate 3	$I / (I+P)+(R+NC+0)+e(UH+UO)$		6.36%
Cooperation Rate 3	$I / (I+P+R)$		44.28%

Refusal Rate 2	$R / (I+P)+(R+NC+O)+e(UH+UO)$	5.60%
Contact Rate 2	$(I+P+R+O) / (I)+(R+NC+O)+e(UH+UO)$	14.35%

## FORMULAS FOR CALCULATING RATES

In this survey, 73,653 telephone numbers were dialed, out of a total of 100,000 provided to the field team. Of these, 4,675 interviews were completed (of which 169 were removed due to field-level quality control measures), with 1,775 partial interviews, and 4,107 were refusals and break offs. The remaining were non-contacts (52,129), “other” (0), unknown eligibility (10,891), or not eligible (76). Table 6 provides the distribution of dispositions:

TABLE 6: DISTRIBUTION OF DISPOSITION CATEGORIES

Disposition Codes	
I=Complete Interviews	4,675
P=Partial Interviews	1,775
R=Refusal and break off	4,107
NC=Non-Contact	52,129
O=Other	0
Calculating e: the estimated proportion of cases of unknown eligibility that are eligible.	0.999
UH/UO=Unknown	10,891
NE= Not Eligible	76
Total Phone Numbers Sampled	73,653

## REPORT OF FINAL OUTCOME RATES

Response rate 3 was 6.36%, the cooperation rate 1 was 44.28%, the refusal rate 2 was 5.60% and the contact rate 2 was 14.35%.

## FIELD OUTCOMES

Due to the COVID-19 pandemic, the interviewing team worked from home to complete their projects. Since the teams conducted all the interviews from Kabul, there were no events that interrupted the fieldwork, despite for some interruptions due the pandemic. There were minor technical issues in the tablets and that were fixed.

## CALLBACK RATE, METHODS, RESULTS

In the survey, the field team was able to complete 74.0% (n=3,186) of the interviews on the first call (from identifying the selected respondent). The remaining 26.0% (n=1,117) were completed on the second or third call.

**TABLE 7: CALLBACK INFORMATION**

<b>Interview Completed On:</b>	<b>Number</b>	<b>Percent</b>
First call	3,186	74.04%
Second call	861	20.01%
Third call	256	5.95%
Total	4,303	100.00%

## QUALITY CONTROL

This section provides a description of quality control procedures. Additional data processing checks and hard checks taken to ensure the quality of the report are summarized in this section.

## FIELD TEAM

A total of 90 interviewers worked on the survey. The field team consists of native Dari and Pashto speaking men and women. The field team started with 50 interviewers, with equal numbers of men and women. More female interviewers were gradually brought onto the project as it became evident that more interviewers would be needed to complete fieldwork in a timely manner, and more women would need to be included in the sample.

## TRAINING

Following initial quality control procedures, phone project requires a detailed training/briefing for the interviewers. All interviewers received training; the initial training sessions were held on September 6 for male interviewers and September 7 for female interviewers. Follow-up trainings were held as more female interviewers were brought onto the project. The briefings covered the following aspects:

- General information regarding survey research including explanations different types of surveys, standard questions found across surveys, and the purpose behind survey research.
- Survey details (sample size, fieldwork timing);
- Selection of respondents, interviewing techniques, usage of the TAPI system and application, facilities of the calling system, timing, and control issues;
- Questionnaire review – question-by-question review, demonstration on a screen with detailed explanations of questions’ meanings, requirements (filtering instructions, “do not read,” etc.) and potential reactions from respondents.

Briefings were held in-person with social distancing due to the COVID-19 pandemic. Representatives of the Asia Foundation and Sayara Research (the third-party validator) attended the trainings virtually.

## QUALITY CONTROL METHODS – FIELD LEVEL

The quality of the data is guaranteed by the control procedures:

- The TAPI system ensures that all questions are presented in the correct order, and that skip patterns and basic logic tests are met.
- With participant consent, interviews were recorded, though this was not always possible due to technical issues with the devices or limited internet connectivity. D3's AI tool sAIren analyzes the audio recordings for long intervals of silence or the absence of human voices, which suggest fraudulent or low-quality interviewing. Cases flagged by sAIren are then sent to the field team for further investigation.
- Supervisors exercised field-level quality control and focused checks on cases that were flagged either by sAIren or for having abnormally short or long interview times. ACSOR also checked randomly-selected cases each day, and ensured that each interviewer's work was being checked regularly. 17% of cases were subject to audio audit, 7% were subject to phone back-check.
- Sayara Research was contracted by the Asia Foundation to serve as a third-party validator. Every 5th, 10th, or 15th completed case was sent to Sayara for audio audit at the end of each day of fieldwork. If an audio recording was not available for a selected case, ACSOR would instead supply information for Sayara to conduct back-checks. Sayara would then share its feedback on the monitored cases with the Asia Foundation and ACSOR. Eleven percent of cases were quality-controlled by a non-ACSOR monitoring team (either the Asia Foundation or Sayara).
- Interviews that do not meet quality standard are rejected and replaced with a new interview. In total, 168 cases were removed due to field-level quality control.
- Seven interviewers were dismissed during the project for poor performance or data falsification.

## POST-FIELD QUALITY CONTROL

Following the data cleaning process and logic checks of the dataset, D3 uses a proprietary program called Valkyrie that searches for additional patterns and duplicates that may indicate that an interview was not properly conducted by an interviewer. D3 regularly downloaded data for checks throughout fieldwork.

The Valkyrie program includes four tests:

1. Equality test – compares interviews for similarities, grouped by interviewer, within sampling point, province, or any other variable. Typically, interviews with an interviewer average of 90% or higher are flagged for further investigation.
2. Non-response test – determines the percentage of “Don't Knows” for each interviewer's cases. Typically, interviews with 50% or higher Don't Know responses are flagged for further investigation.

3. Duplicates test – compares cases across all interviewers and respondents to check for similarity rates. This test will flag any pair of interviews that are similar to each other. Typically, any cases that have a similarity of 90% or higher are flagged for further investigation.
4. Straights test – compares responses across two selected battery items. Analysts typically select batteries for which respondents would be expected to express differing views, such as one that asks about both government and opposition figures. If all items are the same in both batteries, the case is flagged for further investigation.

Any interview that does not pass Valkyrie is pulled out for additional screening. If the interview does not pass screening, it is removed from the final database before delivery. In Wave 1 of the Flash Survey, no cases were removed for failing the non-response test, none were removed for failing the duplicates test, and one were removed for failing both straights tests. In addition, 83 cases were deleted during data cleaning as a result of other quality control measures, mostly for having incorrect or unreasonable interview durations, and 33 cases were deleted for having duplicate case IDs (i.e. the same phone number was called twice).

## ASIA FOUNDATION LOGIC CHECKS

The Asia Foundation conducted additional logic checks after the initial data delivery, but prior to weighting: 91 cases were deleted as a result of the Asia Foundation’s logic checks.

## QUESTIONNAIRE

The questionnaire included questions about the COVID-19 pandemic, opinion of the security forces, the peace process, crime and violence, and the role of women in society. In addition, the survey captured demographic information, such as age, gender, education level, ethnicity, and work status, among others.

The average length of a completed interview was 33 minutes and 54 seconds, with a standard deviation of 10 minutes and 46 seconds. The minimum interview length was 10 minutes and 3 seconds, while the maximum length was 1 hour, 45 minutes, and 40 seconds. Due to the length of the questionnaire, an incentive of 100 AFN to each respondent who completed the survey. Despite this, the field team still face high rates of break-offs and mid-interview refusals. Some of the questionnaire topics were also sensitive for a phone survey: while most respondents felt comfortable answering questions about the pandemic, some became uneasy or uncooperative when asked about the peace process, government, or Taliban.

An attempt will be made to re-contact respondents who completed the survey in Wave 1 for subsequent waves.

## OUTLOOK FOR FUTURE STUDIES AND LESSONS LEARNED

This was the first phone survey the Asia Foundation–Afghanistan undertook with its implementing partners: while ACSOR completed studies for other clients, these were generally shorter and with

smaller sample sizes. Although the questionnaire is considerably shorter than the *Survey of the Afghan People* or the *Survey of the Afghan Returnees*, it is still longer than optimal for a phone survey, which led to higher rates of partial interviews/non-completion than is typically seen in phone surveys, as well as a lower number of completes per day.

Another issue was participation of women, which tends to be low in phone surveys in Afghanistan due to cultural reasons: women are reluctant to pick up the phone and speak to a stranger, even a female one. Attempts to address this by having female interviewers ask if they could speak with the lady of the house if a man picked up, but still proceed with the interview if he refused to pass the phone to a woman or if no women were available. However, this approach yielded only limited results. In future waves of the study, female interviewers will only interview female respondents from the outset of fieldwork.

## ENDNOTES

- 1 Interviewers would enter a Case ID and then confirm that the corresponding phone number was correct, rather than dialing the number themselves.
- 2 The R package survey was used to estimate this design effect using the 'replace' option for singleton PSUs.
- 3 To provide an overall design effect estimate, each response category's design effect is weighted by the frequency and the mean is taken. This is survey-wide design effect estimate is provided as a reference, as it is only based on one identified key statistic. However, we recommend the use of complex survey software in practice. This allows statistical analyses and reporting of standard errors to accurately account for the survey design across all variables and response categories.
- 4 According to the American Association of Public Opinion Research, "by knowing the disposition of every element drawn in a survey sample, researchers can assess whether their sample might contain nonresponse error and the potential reasons for that error" (AAPOR 2011, 7).
- 5 I = Interviews, E = Eligible (temporary code, not part of final calculation), R = Refusal, NC = Non-Contact, NE = Not Eligible, UH= Unknown Eligibility, O=other



# APPENDIX 2 INTERVIEW QUESTIONNAIRE

## AFGHANISTAN FLASH SURVEYS ON PERCEPTIONS OF PEACE, COVID-19, AND THE ECONOMY

*Questionnaire*  
*Version 12.2*  
*September 1, 2020*

### **M1. Respondent ID (system-generated)**

#### **startint. Start Datetime of Entire Interview (Unix)**

Start Datetime of Entire Interview (Unix)

#### **M-2. Year of Interview: 2020 (Autofill by system)**

#### **M-3. Month of Interview (Autofill by system)**

1. January	4. April	7. July	10. October
2. February	5. May	8. August	11. November
3. March	6. June	9. September	12. December

#### **M-4. Date of Interview: \_\_\_\_\_ (Autofill by system)**

#### **M-5. Day of Week of Interview (Autofill by system)**

1. Friday	3. Sunday	5. Tuesday	7. Thursday
2. Saturday	4. Monday	6. Wednesday	

#### **M-6. Date Formatted Field: AUG 2020 (Autofill by System)**

#### **SL. Select Language (Language of questionnaire)**

1. Dari
2. Pashto

#### **startsub. Start Datetime of Substantive Interview (Unix)**

Start Datetime of Substantive Interview (Unix)

#### **M-7. Interviewer ID**

**Interviewer Code:** \_\_\_\_\_

**M-8. Supervisor ID:** \_\_\_\_\_

## NOTE TO INTERVIEWERS

**REMEMBER THAT THIS IS A CONVERSATION. MAKE THE PERSON COMFORTABLE. BE RESPECTFUL. DO NOT TRY TO LEAD THE RESPONDENT DURING THE INTERVIEW OR GET THE “DESIRED” ANSWERS FROM THEM. THERE ARE NO RIGHT OR WRONG ANSWERS. WE JUST WANT THEIR OPINIONS.**

### INTRODUCTION

Asalaam Aleikum, my name is \_\_\_\_\_ and I am from ACSOR-Surveys, an independent research organization.

We are doing a survey with people such as you. We adhere to all data protection laws in Afghanistan: your responses will be kept confidential and will be analysed only in anonymous, aggregated form. If I come to a question that is sensitive and you feel uncomfortable answering it, please let me know. We can either decide to ignore that particular question, or else I will explain what the question is about in more detail so that you can decide whether to answer it or not. The interview will take about 20-30 minutes; and to thank you for your participation, we will send you 100 AFN in phone credit via electronic transfer. Are you willing to participate in this survey?

1. Yes
2. No (-refused to participate)
3. No (call back later, make an appointment)

#### **M-9. Province**

1. Badakhshan
2. Badghis
3. Baghlan
4. Balkh
5. Bamyán
6. Daykundi
7. Farah
8. Faryab
9. Ghazni
10. Ghor
11. Helmand
12. Herat
13. Jowzjan
14. Kabul
15. Kandahar

16. Kapisa
17. Khost
18. Kunar
19. Kunduz
20. Laghman
21. Logar
22. Nangarhar
23. Nimroz
24. Nuristan
25. Paktia
26. Paktika
27. Panjshir
28. Parwan
29. Samangan
30. Sar-e Pol
31. Takhar
32. Oruzgan
33. Wardak
34. Zabul

**M-10A. CSO region (auto-coded by system based on province)**

**M-10B. TAF region (auto-coded by system based on province)**

**M11. District:** \_\_\_\_\_ (selected from list based on province at M9)

**M12. Which of the following areas do you live in?**

1 Kabul City
2 Big city (Herat City, Mazar City, Jalalabad, Kandahar City, Pul-e-Khumri City)
3 Town
4 Village

**D-1. Gender (Do not ask)**

1. Male
2. Female

**D-2. How old are you? (Record actual age; if respondent doesn't know or refuses, please estimate)**

**Write Response:** \_\_\_\_\_

## SECTION 1: COVID-19

I would like to begin by asking some questions about the COVID-19 pandemic.

**Q-1:** *With some government restrictions lifting following the COVID-19 pandemic, would you say that are you not at all worried, somewhat worried, worried, or very worried about the following:*

	Not worried at all	Somewhat worried	Worried	Very worried	Refused (vol)	Don't know (vol)
a) Going to work	1	2	3	4	98	99
b) Engaging in community activities	1	2	3	4	98	99
c) Attending funerals and religious functions	1	2	3	4	98	99
d) Attending school	1	2	3	4	98	99
e) Visiting a healthcare facility	1	2	3	4	98	99
f) Travelling outside of your local area to visit family, access healthcare, purchase goods, etc.	1	2	3	4	98	99

**Q-2:** *Which of the following precautionary measures are you using to protect yourself from the virus? Have you used...*

	Yes	No	Refused (vol.)	Don't know
a) Facemask	1	2	98	99
b) Gloves	1	2	98	99
c) Hand sanitizer	1	2	98	99
d) Frequent handwashing	1	2	98	99
e) Soap and other detergents for cleaning surfaces	1	2	98	99
f) Social distancing	1	2	98	99
g) Self-isolation	1	2	98	99
h) Other personal protection equipment (gowns, face shield, etc)	1	2	98	99
i) Other: _____	1	2	98	99

**Q-3:** *Which of the following sources of news and information do you use to stay informed about COVID-19? [READ OUT OPTIONS]*

	Yes	No	Refused (vol.)	Don't know
a. Radio What station(s)?	1	2	98	99
b. Television: What television(s) station(s)?	1	2	98	99
c. Newspaper	1	2	98	99

d. Family and friends	1	2	98	99
e. Doctor or other health professional	1	2	98	99
f. Social media (Facebook, twitter, etc).	1	2	98	99
g. Other: _____	1	2	98	99

**Q4a. (Ask if Code 1 at Q3a)** Which radio stations do you primarily use to stay informed about COVID-19? (Record First Two Mentions)

a) 1 <sup>st</sup> mention: _____
b) 2 <sup>nd</sup> mention: _____
97. Not Asked 98. Refused (vol.) 99. Don't know (vol.)

**Q4b. (Ask if Code 1 at Q3b)** Which TV stations do you primarily use to stay informed about COVID-19? (Record First Two Mentions)

a) 1 <sup>st</sup> mention: _____
b) 2 <sup>nd</sup> mention: _____
97. Not Asked 98. Refused (vol.) 99. Don't know (vol.)

**Q-5:** Do you feel you receive adequate news and information on the COVID-19 and actions taken to respond to it?

1. Yes
2. No
98. Refused (vol.) 99. Don't know (vol.)

**Q-6.** Thinking now about the government response to COVID-19, to what extent do you feel the government has:

	A great extent	A moderate extent	A small extent	Not at all	Refused (vol)	Don't know (vol)
a) Provided timely information about COVID-19	1	2	3	4	98	99
b) Provided accurate information about COVID-19	1	2	3	4	98	99
c) Provided support to you and your family during the pandemic	1	2	3	4	98	99

**Q-7:** Since December 2019, have you or any member of your household experienced any of the following symptoms:

A) Symptom	B) If yes, how many people in your household contracted the symptoms?	C) Approximately when did they most recently get it?	D) Did you or the household member visit the doctor?	E) Was your usual doctor or other healthcare professional aware of the signs and testing of COVID-19?	
1. Fever	1. Yes 2. No 98. Refused 99. Don't know	Write number:____  97. Not Asked 98. Refused 99. Don't know	1. Currently have it 2. Within past month 3. 1-2 months ago 4. 3-4 months ago 5. More than 5 months ago 97. Not Asked 98. Refused 99. Don't know	1. Yes 2. No 97. Not Asked 98. Refused 99. Don't know	1. Yes 2. No 97. Not Asked 98. Refused 99. Don't know
2. Shortness of breath or difficulty breathing	1. Yes 2. No 98. Refused 99. Don't know	Write number:____  97. Not Asked 98. Refused 99. Don't know	1. Currently have it 2. Within past month 3. 1-2 months ago 4. 3-4 months ago 5. More than 5 months ago 97. Not Asked 98. Refused 99. Don't know	1. Yes 2. No 97. Not Asked 98. Refused 99. Don't know	1. Yes 2. No 97. Not Asked 98. Refused 99. Don't know
3. Tiredness	1. Yes 2. No 98. Refused 99. Don't know	Write number:____  97. Not Asked 98. Refused 99. Don't know	1. Currently have it 2. Within past month 3. 1-2 months ago 4. 3-4 months ago 5. More than 5 months ago 97. Not Asked 98. Refused 99. Don't know	1. Yes 2. No 97. Not Asked 98. Refused 99. Don't know	1. Yes 2. No 97. Not Asked 98. Refused 99. Don't know

4. Dry cough	1. Yes 2. No 98. Refused 99. Don't know	Write number: ____  97. Not Asked 98. Refused 99. Don't know	1. Currently have it 2. Within past month 3. 1-2 months ago 4. 3-4 months ago 5. More than 5 months ago 97. Not Asked 98. Refused 99. Don't know	1. Yes 2. No 97. Not Asked 98. Refused 99. Don't know	1. Yes 2. No 97. Not Asked 98. Refused 99. Don't know
6. Sore throat	1. Yes 2. No 98. Refused 99. Don't know	Write number: ____  97. Not Asked 98. Refused 99. Don't know	1. Currently have it 2. Within past month 3. 1-2 months ago 4. 3-4 months ago 5. More than 5 months ago 97. Not Asked 98. Refused 99. Don't know	1. Yes 2. No 97. Not Asked 98. Refused 99. Don't know	1. Yes 2. No 97. Not Asked 98. Refused 99. Don't know
7. Other (specify): _____	1. Yes 2. No 98. Refused 99. Don't know	Write number: _____  97. Not Asked 98. Refused 99. Don't know	1. Currently have it 2. Within past month 3. 1-2 months ago 4. 3-4 months ago 5. More than 5 months ago 97. Not Asked 98. Refused 99. Don't know	1. Yes 2. No 97. Not Asked 98. Refused 99. Don't know	1. Yes 2. No 97. Not Asked 98. Refused 99. Don't know

**Q-8.** *Has anyone in your household received a confirmed diagnosis of COVID-19?*

1. Yes
2. No
_____ 98. Refused (vol.) 99. Don't know (vol.)

**Q-9A:** *Would you associate with someone in your community whom you knew had previously had COVID-19 but now is healthy?*

1. Yes
2. No
_____ 98. Refused (vol.) 99. Don't know (vol.)

**Q-10:** *How concerned are you about the lasting impact of coronavirus outbreak on your personal health?*

1. Not concerned
2. Somewhat concerned
3. Moderately concerned
4. Very concerned
98. Refused (vol.) 99. Don't know (vol.)

**Q-11:** *How concerned are you about the lasting impact of COVID-19 on your lifestyle (i.e. your daily routine and ability to work and socialize with others)?*

1. Not concerned
2. Somewhat concerned
3. Moderately concerned
4. Very concerned
98. Refused (vol.) 99. Don't know (vol.)

## ECONOMY

Now I would like to ask you some questions about economic issues and access to goods and services.

**Q-12:** *During the past 12 months, would you say that the situation for your household has gotten better, remained the same or gotten worse with respect to the following?*

	Better	The Same	Worse	Ref (vol.)	DK (vol.)
a) Financial situation of your household	1	2	3	8	9
b) Employment opportunities	1	2	3	8	9
c) Availability of quality products in the market (e.g. rice, wheat, oil)	1	2	3	8	9
d) Affordability of quality products in the market (e.g. rice, wheat, oil)	1	2	3	8	9
e) Physical conditions of your house/ dwelling	1	2	3	8	9
f) Physical access to health care services (transportation, accessibility)	1	2	3	8	9
g) Cost of health care services (doctor, hospital fees, testing, procedures, routine care)	1	2	3	8	9
h) Cost of medication (prescriptions)	1	2	3	8	9
i) Electricity supply	1	2	3	8	9

j) Access to school services (teachers and curriculum)	1	2	3	8	9
k) Access to roads	1	2	3	8	9
l) Access to clean drinking water	1	2	3	8	9
m) Access to irrigation facilities	1	2	3	8	9

A. Are you aware of [INSERT ITEM] being provided in your local area to aid households during this time?		B. (Ask if 1 'yes' at A) What entity is primarily providing it?	C. (Ask if 1 'yes' at A) Have you or anyone else in your household personally accessed the support?	D. Is the support sufficient for your needs?
Q-13. Food	1. Yes 2. No _____ 98. Ref (vol.) 99. DK (vol.)	1. Afghan government 2. UN 3. Humanitarian agency 4. Local NGO 5. International NGO 6. Taliban/armed opposition groups 96. Other: _____ 97. Not Asked 98. Ref (vol.) 99. DK (vol.)	1. Yes 2. No _____ 97. Not Asked 98. Ref (vol.) 99. DK (vol.)	1. Yes 2. No _____ 97. Not Asked 98. Ref (vol.) 99. DK (vol.)
Q-14. Employment	1. Yes 2. No _____ 98. Ref (vol.) 99. DK (vol.)	1. Afghan government 2. UN 3. Humanitarian agency 4. Local NGO 5. International NGO 6. Taliban/armed opposition groups 96. Other: _____ 97. Not Asked 98. Ref (vol.) 99. DK (vol.)	1. Yes 2. No _____ 97. Not Asked 98. Ref (vol.) 99. DK (vol.)	1. Yes 2. No _____ 97. Not Asked 98. Ref (vol.) 99. DK (vol.)
Q-15. Water	1. Yes 2. No _____ 98. Ref (vol.) 99. DK (vol.)	1. Afghan government 2. UN 3. Humanitarian agency 4. Local NGO 5. International NGO 6. Taliban/armed opposition groups 96. Other: _____ 97. Not Asked 98. Ref (vol.) 99. DK (vol.)	1. Yes 2. No _____ 97. Not Asked 98. Ref (vol.) 99. DK (vol.)	1. Yes 2. No _____ 97. Not Asked 98. Ref (vol.) 99. DK (vol.)

Q-16. Health care	1. Yes 2. No  _____ 98. Ref (vol.) 99. DK (vol.)	1. Afghan government 2. UN 3. Humanitarian agency 4. Local NGO 5. International NGO 6. Taliban/armed opposition groups 96. Other:  _____ 97. Not Asked 98. Ref (vol.) 99. DK (vol.)	1. Yes 2. No  _____ 97. Not Asked 98. Ref (vol.) 99. DK (vol.)	1. Yes 2. No  _____ 97. Not Asked 98. Ref (vol.) 99. DK (vol.)
Q-17. Education	1. Yes 2. No  _____ 98. Ref (vol.) 99. DK (vol.)	1. Afghan government 2. UN 3. Humanitarian agency 4. Local NGO 5. International NGO 6. Taliban/armed opposition groups 96. Other:  _____ 97. Not Asked 98. Ref (vol.) 99. DK (vol.)	1. Yes 2. No  _____ 97. Not Asked 98. Ref (vol.) 99. DK (vol.)	1. Yes 2. No  _____ 97. Not Asked 98. Ref (vol.) 99. DK (vol.)
Q-18. Skills training (embroidery, agriculture, etc)	1. Yes 2. No  _____ 98. Ref (vol.) 99. DK (vol.)	1. Afghan government 2. UN 3. Humanitarian agency 4. Local NGO 5. International NGO 6. Taliban/armed opposition groups 96. Other:  _____ 97. Not Asked 98. Ref (vol.) 99. DK (vol.)	1. Yes 2. No  _____ 97. Not Asked 98. Ref (vol.) 99. DK (vol.)	1. Yes 2. No  _____ 97. Not Asked 98. Ref (vol.) 99. DK (vol.)
Q-19. Financial	1. Yes 2. No  _____ 98. Ref (vol.) 99. DK (vol.)	1. Afghan government 2. UN 3. Humanitarian agency 4. Local NGO 5. International NGO 6. Taliban/armed opposition groups 96. Other:  _____ 97. Not Asked 98. Ref (vol.) 99. DK (vol.)	1. Yes 2. No  _____ 97. Not Asked 98. Ref (vol.) 99. DK (vol.)	1. Yes 2. No  _____ 97. Not Asked 98. Ref (vol.) 99. DK (vol.)

Q-20. Medical equipment (gloves, facemasks, sanitizer, etc)	1. Yes 2. No ____ 98. Ref (vol.) 99. DK (vol.)	1. Afghan government 2. UN 3. Humanitarian agency 4. Local NGO 5. International NGO 6. Taliban/armed opposition groups 96. Other: _____ 97. Not Asked 98. Ref (vol.) 99. DK (vol.)	1. Yes 2. No ____ 97. Not Asked 98. Ref (vol.) 99. DK (vol.)	1. Yes 2. No ____ 97. Not Asked 98. Ref (vol.) 99. DK (vol.)
---	--	--	---	---

**Q-21:** Please tell me whether you think corruption is a major problem, a minor problem, or not a problem at all in the following areas:

	Major Problem	Minor Problem	Not a Problem	Ref. (vol.)	Don't know (vol.)
a) In your daily life	1	2	3	98	99
b) In Afghanistan as a whole	1	2	3	98	99

## PEACE

Turning to a different topic...

**Q-22:** Do you think peace is achievable in Afghanistan in the next two years?

1. Yes
2. No
98. Refused (vol.) 99. Don't know (vol.)

**Q-23.** (Ask if code 2 at Q-22) Why do you think peace is not achievable in the next two years?  
(Single mention)

Write response: _____
<i>Pre-codes:</i>
1. Violence & fighting are continuing
2. Government & Taliban are too far apart to reach an agreement
3. American interference
4. Pakistani interference
5. Interference by other countries
6. Corruption
7. The Taliban are not interested in peace
8. Elements of the government will prevent a peace deal

9. Economic conditions
96. Other: _____
97. Not asked
98. Refused (vol.)
99. Don't know (vol.)

**Q-24A.** *Do you feel people like you are sufficiently represented in efforts to negotiate peace with the Taliban?*

1. Yes
2. No
98. Refused (vol.)
99. Don't know (vol.)

**Q24B.** *How well-represented do you think the following groups of people will be in efforts to negotiate peace with the Taliban? Do you think they will be represented very well, somewhat well, somewhat poorly, or very poorly?*

	Very well	Somewhat well	Somewhat poorly	Very poorly	Refused (vol.)	Don't know (vol.)
a. Uneducated or illiterate people	1	2	3	4	98	99
b. Poor people	1	2	3	4	98	99
c. People living in villages or rural areas	1	2	3	4	98	99
d. People living in cities or urban areas	1	2	3	4	98	99
e. Women	1	2	3	4	98	99
f. Young people	1	2	3	4	98	99

**Q-25.** *It is likely that to reach a successful peace agreement, all sides would have to make difficult compromises. How important would you say the following things are to protect as part of a peace agreement? Would you say it is very important, somewhat important, not too important, or not at all important?*

	Very important	Somewhat important	Not too important	Not at all important	Refused (vol.)	Don't know (vol.)
a. The current Constitution	1	2	3	4	98	99
b. A democratic system	1	2	3	4	98	99
c. Freedom of speech	1	2	3	4	98	99
d. Freedom of the press	1	2	3	4	98	99
e. A strong central government	1	2	3	4	98	99
f. The current judicial and court system	1	2	3	4	98	99
g. Women's rights	1	2	3	4	98	99

h. Equality among different groups of people (regardless of ethnicity, class, etc.)	1	2	3	4	98	99
i. The presence of foreign military forces in Afghanistan	1	2	3	4	98	99
j. Foreign economic assistance to Afghanistan	1	2	3	4	98	99

**Q-26.** *And how willing would you be to accept a peace agreement that included the following conditions? Would you be very willing, somewhat willing, somewhat unwilling, or very unwilling to accept a peace agreement in which:*

	<b>Very willing</b>	<b>Somewhat willing</b>	<b>Somewhat unwilling</b>	<b>Very unwilling</b>	<b>Refused (vol.)</b>	<b>Don't know (vol.)</b>
a. Blanket amnesty is provided for Taliban fighters	1	2	3	4	98	99
b. Blanket amnesty is provided for Taliban senior leaders	1	2	3	4	98	99
c. A role in the government is given to the Taliban	1	2	3	4	98	99
d. control over certain provinces is ceded to the Taliban	1	2	3	4	98	99
e. Women may no longer work outside the home	1	2	3	4	98	99
f. Women and girls may no longer attend school	1	2	3	4	98	99

## 1 CONJOINT EXPERIMENT WHICH ASPECTS OF A PEACE DEAL ARE SUPPORTED BY CIVILIANS

The following question is preceded by a paragraph that includes four different policy dimensions of a potential peace deal. Each respondent will get a different arrangement of each of the two policy options (randomly), and then will answer a question about support for the peace deal.

Within each of the four brackets below are two options that should be independently randomized. Thus there are 16 total configurations of the prompts that a respondent might receive.

**Interviewer: read statement verbatim**

“Currently the government of Afghanistan is talking about a peace process with the Taliban. There are various goals being discussed for this peace process. For example, the new government after the peace process may **[allow / not allow]** the Taliban to have majority influence over the government. Also, the new government may **[reduce/ increase]** the public role of women in society. It may **[include / not include]** a requirement that Islamic law is higher than secular law. Lastly, the new government may **[ask**

you to democratically elect your leaders / be an Islamic Emirate].”

**Q-27.** *Would you support a peace deal with these conditions?*

1. Yes
2. No
98. Refused (vol.)
99. Don't know (vol.)

## 2 ENDORSEMENT EXPERIMENT TRUE SUPPORT FOR TALIBAN OR GOVERNMENT

**In the endorsement experiment we ask two questions, each with three randomized versions. Thus each respondent would receive (randomly) one of three options for each of the questions. These should be randomized independently (that is, the version they got for question 1 should have no bearing on what version they get in question 2).**

**Q28- RCS TO RANDOMLY SELECT A, B, or C**

**Q28a.** *A recent proposal calls for the sweeping reform of the Afghan prison system, including the construction of new prisons in every district to help alleviate overcrowding in existing facilities. Though expensive, new programs for inmates would also be offered, and new judges and prosecutors would be trained. Would you say that you strongly agree, somewhat agree, somewhat disagree, or strongly disagree with this proposal?*

1. Strongly agree
2. Somewhat agree
3. Somewhat disagree
4. Strongly disagree
97. Not Asked
98. Refused (vol.)
99. Don't know (vol.)

**Q28b.** *A recent proposal by the Taliban calls for the sweeping reform of the Afghan prison system, including the construction of new prisons in every district to help alleviate overcrowding in existing facilities. Though expensive, new programs for inmates would also be offered, and new judges and prosecutors would be trained. Would you say that you strongly agree, somewhat agree, somewhat disagree, or strongly disagree with this proposal?*

1. Strongly agree
2. Somewhat agree
3. Somewhat disagree
4. Strongly disagree

97. Not Asked  
98. Refused (vol.)  
99. Don't know (vol.)

**Q28c.** *A recent proposal by the government calls for the sweeping reform of the Afghan prison system, including the construction of new prisons in every district to help alleviate overcrowding in existing facilities. Though expensive, new programs for inmates would also be offered, and new judges and prosecutors would be trained. Would you say that you strongly agree, somewhat agree, somewhat disagree, or strongly disagree with this proposal?*

1. Strongly agree
2. Somewhat agree
3. Somewhat disagree
4. Strongly disagree

97. Not Asked  
98. Refused (vol.)  
99. Don't know (vol.)

**Q29- RCS TO RANDOMLY SELECT A, B, or C**

**Q29a.** *It has been proposed to allow Afghans to vote in direct elections when selecting leaders for district councils. Provided for under Electoral Law, these direct elections would increase the transparency of local government as well as its responsiveness to the needs and priorities of the Afghan people. It would also permit local people to actively participate in local administration through voting and by advancing their own candidacy for office in these district councils. Would you say that you strongly agree, somewhat agree, somewhat disagree, or strongly disagree with this proposal?*

1. Strongly agree
2. Somewhat agree
3. Somewhat disagree
4. Strongly disagree

97. Not Asked  
98. Refused (vol.)  
99. Don't know (vol.)

**Q29b.** *It has been proposed by the Taliban to allow Afghans to vote in direct elections when selecting leaders for district councils. Provided for under Electoral Law, these direct elections would increase the transparency of local government as well as its responsiveness to the needs and priorities of the Afghan people. It would also permit local people to actively participate in local administration through voting and by advancing their own candidacy for office in these district councils. Would you say that you strongly agree, somewhat agree, somewhat disagree, or strongly disagree with this proposal?*

1. Strongly agree
2. Somewhat agree
3. Somewhat disagree
4. Strongly disagree
----- 97. Not Asked 98. Refused (vol.) 99. Don't know (vol.)

**Q29c.** *It has been proposed by the government to allow Afghans to vote in direct elections when selecting leaders for district councils. Provided for under Electoral Law, these direct elections would increase the transparency of local government as well as its responsiveness to the needs and priorities of the Afghan people. It would also permit local people to actively participate in local administration through voting and by advancing their own candidacy for office in these district councils. Would you say that you strongly agree, somewhat agree, somewhat disagree, or strongly disagree with this proposal?*

1. Strongly agree
2. Somewhat agree
3. Somewhat disagree
4. Strongly disagree
----- 97. Not Asked 98. Refused (vol.) 99. Don't know (vol.)

### 3 SURVEY EXPERIMENT ON PERCEIVED SERVICE PROVISION BY TALIBAN

In this survey experiment each of the following four questions should (randomly) have one of the two options below presented to respondents.

**Q-30. Security (RCS TO RANDOMLY SELECT A or B)**

- a. Some Afghans have reported that they recently have witnessed an increase in issues related to security. Have people in your village received assistance related to peace and security from the government or Taliban?

1. Yes, from the government
2. Yes, from the Taliban
3. Yes, from both
4. No, from neither
----- 97. Not Asked 98. Refused (vol.) 99. Don't know (vol.)

- b. Some Afghans have reported that they recently have witnessed an increase in issues related to security, but that the Taliban have made some efforts to resolve this issue. Have people in your village received assistance related to peace and security from the government or Taliban?

1. Yes, from the government
2. Yes, from the Taliban
3. Yes, from both
4. No, from neither
----- 97. Not Asked 98. Refused (vol.) 99. Don't know (vol.)

**Q-31. Justice (RCS TO RANDOMLY SELECT A or B)**

- a. Some Afghans have reported that they recently have had issues related to the speed and fairness of justice. Have you heard about this happening in your area?

1. Yes
2. No
----- 97. Not Asked 98. Refused (vol.) 99. Don't know (vol.)

- b. Some Afghans have reported that they recently have had issues related to the speed and fairness of justice, but that the Taliban have made some efforts to resolve this issue. Have you heard about this happening in your area?

1. Yes
2. No
----- 97. Not Asked 98. Refused (vol.) 99. Don't know (vol.)

**Q-32. Healthcare (RCS TO RANDOMLY SELECT A or B)**

- a. Some Afghans have reported that they recently have had issues related to emergency healthcare. Have people in your village received assistance related to emergency healthcare from the government, Taliban or international development actors? **(MULTIPLE RESPONSE, CODE ALL MENTIONED)**

1. Yes, from the government
2. Yes, from the Taliban
3. Yes, from international development actors
4. No, from none of these sources

97. Not Asked  
 98. Refused (vol.)  
 99. Don't know (vol.)

- b.** Some Afghans have reported that they recently have had issues related to emergency healthcare, but that the Taliban have made some efforts to resolve this issue. Have people in your village received assistance related to emergency healthcare from the government, Taliban or international development actors? **(MULTIPLE RESPONSE, CODE ALL MENTIONED)**

1. Yes, from the government  
 2. Yes, from the Taliban  
 3. Yes, from international development actors  
 4. No, from none of these sources

96. Yes, from another source (vol.)  
 97. Not Asked  
 98. Refused (vol.)  
 99. Don't know (vol.)

**Q-33. Aid gatekeeping (RCS TO RANDOMLY SELECT A or B)**

- a.** Some Afghans have reported that they have benefitted from development projects. Have people in your village benefitted from infrastructure projects facilitated by the government, Taliban, or international development actors? **(MULTIPLE RESPONSE, CODE ALL MENTIONED)**

1. Yes, from the government  
 2. Yes, from the Taliban  
 3. Yes, from international development actors  
 4. No, from none of these sources

96. Yes, from another source (vol.)  
 97. Not Asked  
 98. Refused (vol.)  
 99. Don't know (vol.)

- b.** Some Afghans have reported that they have benefitted from development projects, and the Taliban allowed the project to occur. Have people in your village benefited from development projects facilitated by the government, Taliban, or international development actors? **(MULTIPLE RESPONSE, CODE ALL MENTIONED)**

1. Yes, from the government  
 2. Yes, from the Taliban  
 3. Yes, from international development actors

4. No, from none of these sources
96. Yes, from another source (vol.)
97. Not Asked
98. Refused (vol.)
99. Don't know (vol.)

## SECURITY

I would now like to ask some questions related to the security situation.

**Q-34.** Now, please tell me if you think that the following will be able to provide adequate security without foreign technical assistance? By technical assistance we mean tactical, operational and mentoring support to the ANDSF. Do you strongly agree, somewhat agree, somewhat disagree, or strongly disagree?

	Strongly agree	Somewhat agree	Somewhat disagree	Strongly disagree	Refused (Vol.)	Don't Know (Vol.)
a) Afghan National Army	1	2	3	4	98	99
b) Afghan National Police	1	2	3	4	98	99
c) Afghan Local Police	1	2	3	4	98	99

**Q-35.** Now, please tell me if you think that the following will be able to provide adequate security without foreign financial assistance? Do you strongly agree, somewhat agree, somewhat disagree, or strongly disagree?

	Strongly agree	Somewhat agree	Somewhat disagree	Strongly disagree	Refused (Vol.)	Don't Know (Vol.)
a) Afghan National Army	1	2	3	4	98	99
b) Afghan National Police	1	2	3	4	98	99
c) Afghan Local Police	1	2	3	4	98	99

**Q-36.** I'm going to read some statements to you about Afghan National Police (ANP). ANP officers are the ones who wear solid blue-grey colored uniforms. Please tell me if you agree or disagree with each statement. (Read out statement, wait for response and then ask): Would you say strongly or somewhat?

	Strongly agree	Somewhat agree	Somewhat disagree	Strongly disagree	Refused (vol.)	DK (vol.)
a) ANP is honest and fair with the Afghan people	1	2	3	4	98	99

b) ANP helps improve security in Afghanistan	1	2	3	4	98	99
c) ANP is efficient at arresting those who have committed crimes	1	2	3	4	98	99
d) I would contact the ANP if I needed assistance	1	2	3	4	98	99

**Q-37.** (Ask all) Have you or has anyone in your family suffered from violence or of some criminal act in the past year?

**[Was Q-30 in TAF Wave 14]**

1. Yes
2. No
_____
98. Refused (vol.)
99. Don't know (vol.)

**Q-38.** (Ask if answered code 1 'Yes' in Q-37) If it is ok to ask, what kinds of violence or crimes did you or someone in your family experience in the past year? (DO NOT READ OUT LIST).

**[Was Q-31 in TAF W14]**

**Q-38a. First Mention:** \_\_\_\_\_

**Q-38b. Second Mention:** \_\_\_\_\_

<b>ACSOR CODES (DO NOT READ OUT)</b>	
Physical attack or beating	1
Racketeering / extortion	2
Burglary/looting	3
Pick-pocketing	4
Motor vehicle theft / Property taken from your vehicle or parts of the vehicle stolen	5
Kidnapping	7
Livestock stolen	8
Militants/Insurgent actions	9
Police actions	10
Army actions	11
Foreign forces actions (night raids, drone attacks, etc.)	12
Murder	13
Suicide attacks	14
Sexual Violence	15
Smuggling	16
Other (specify): _____	96

Not Asked	97
Refused (vol.)	98
Don't Know (vol.)	99

**Q-39.** (Ask if answered code 1 'Yes' in Q-37) Were the crimes or violent acts reported to anybody outside your family or not?

**[Was Q-32 in TAF W14]**

1. Yes
2. No
97. Not asked 98. Refused (vol.) 99. Don't know (vol.)

## WOMEN'S RIGHTS

I would now like to ask some questions about the role of women in our society.

**Q-40.** And thinking about where women can work. For each of these places, do you agree or disagree that it is acceptable for women to work in these places? (Wait for response and then ask) Strongly or somewhat?

	Strongly agree	Somewhat agree	Somewhat disagree	Strongly disagree	Ref (vol)	DK (vol)
a) Government offices	1	2	3	4	98	99
b) Non-government organizations (NGO)	1	2	3	4	98	99
c) Hospitals or clinics	1	2	3	4	98	99
d) Female-only schools	1	2	3	4	98	99
e) Co-ed schools	1	2	3	4	98	99
f) Army/police	1	2	3	4	98	99
g) A private company outside the home (factory, shop, business) -- with female employees only	1	2	3	4	98	99
h) A private company outside the home (factory, shop, business) -- where male and female employees work in the same room	1	2	3	4	98	99

**Q-41.** And thinking about women in leadership positions, please tell me, do you agree or disagree that it is acceptable for women to have access to these leadership roles? (Wait for response and then ask) Strongly or somewhat?

	Strongly agree	Somewhat agree	Somewhat disagree	Strongly disagree	Ref (vol)	DK (vol)
a) Member of a Community Development Council	1	2	3	4	98	99
b) Governor of a province	1	2	3	4	98	99
c) CEO of a large company	1	2	3	4	98	99
d) Minister or cabinet member	1	2	3	4	98	99
e) Running for President of Afghanistan	1	2	3	4	98	99

## TELEPHONY QUESTIONS

I would like to ask some questions about your phone usage

**T-1.** *How many mobile phone numbers do you use to regularly receive calls? Please include SIM cards assigned to different phone numbers.*

Record number: _____
98. Refused (vol.)
99. Don't know (vol.)

**T-2.** *What is the name of your primary mobile phone service provider?*

<b>Pre-codes:</b>
1. Etisalat
2. MTN
3. Roshan
4. AWCC/Afghan Wireless
5. Salaam
6. Wasel
96. Not Asked
97. Other (please specify): _____
98. Refused (vol.)
99. Don't Know (vol.)

**T-3.** *How many people aged 18 and older, including yourself, regularly use your primary mobile phone to receive calls?*

Write number: _____
96. Not asked
98. Refused (vol.)
99. Don't know (vol.)

**T-4a.** *Does one person typically answer your shared mobile phone?*

1. Yes
2. No
_____ 97. Not asked 98. Refused (vol.) 99. Don't know (vol.)

**T-4b. (If '01' in T-4a) What is the gender of this person?**

01. Male
02. Female
_____ 96. Not asked 98. Refused (vol.) 99. Don't know (vol.)

**T-4c. (If '01' in T-4a) What is the age of this person?**

Record age in years: _____
96. Not asked 98. Refused (vol.) 99. Don't know (vol.)

## DEMOGRAPHICS

We are almost done. I just need to ask a few questions for statistical purposes, so that we can be sure we are talking to a wide range of people.

**D-3. Do you yourself do any activity that generates money?**

1. Yes	<b>[Go to D4]</b>
2. No	<b>[Skip to D5]</b>
98. Refused (vol.)	<b>[Skip to D5]</b>
99. Don't know (vol.)	<b>[Skip to D5]</b>

**D-4. [Ask if 'yes' in D-3] And what type of activity is that?**

**[Same as D4 in TAF W14]**

Occupation/Job: \_\_\_\_\_ [do not read out list]

1. Farmer (own land / tenant farmer)
2. Farm laborer (other's land)
3. Laborer, domestic, or unskilled worker
4. Informal sales/ business
5. Skilled worker/artisan
6. Government Office - Clerical worker

7 Private Office - Clerical worker
8 Government Office – Executive/ Manager
9 Private Office – Executive/ Manager
10 Self-employed Professional
11 Small business owner
12 School Teacher
13 University Teacher
14 Military/ Police
96. Other (specify) _____
97. Not asked
98. Refused (vol.)
99. Don't know (vol.)

## HOUSEHOLD INCOME

**D-5.** *For statistical purposes only, can you estimate your average monthly household income?  
[Interviewer: If respondent can only tell you their annual family income, divide this by 12]*

**[Same as D6 in TAF W14]**

Write Response: _____ Afs
98. Refused (vol.)
99. Don't know (vol.)

**D-6.** *(Ask if 98 Refused or 99 Don't Know in D-5) If you are unsure of the actual monthly amount, what's the general range? Again, this is for your whole household.*

**[Same as D7 in TAF W14]**

1. Less than 2,000 Afs
2. 2,001 – 3,000 Afs
3. 3,001 – 5,000 Afs
4. 5,001 – 10,000 Afs
5. 10,001 – 15,000 Afs
6. 15,001 – 20,000 Afs
7. 20,001 – 25,000 Afs
8. 25,001 – 40,000 Afs
9. More than 40,000 Afs
97. Not Asked
98. Refused (vol.)
99. Don't know (vol.)

**D-7.** Do female members of the family contribute to this household income, or not?

**[Same as D8 in TAF W14]**

1. Yes
2. No
_____
98. Refused (vol.)
99. Don't know (vol.)

## EDUCATION

**D-8.** How many years, if any, have you studied at Islamic madrasa? (INTERVIEWER: If none, write down zero)

**[Same as D9 in TAF W14]**

_____ (write down number of years)
_____
98. Refused (vol.)
99. Don't know (vol.)

**D-9.** What is the highest level (grade) of school you have completed, not including schooling in Islamic madrasa? (calculate the highest level into years)

**(INTERVIEWER: If none, write down zero)**

**[Same as D10 in TAF W14]**

_____ (write down number of years)
97. Informal schooling at home or at a literacy class
98. Refused
99. Don't know

**D-10.** Are you married or single?

**[Same as D12 in TAF W14]**

1. Single	<b>[Skip to D-12]</b>
2. Married	<b>[Go to D-11]</b>
3. Widower/Widow	<b>[Go to D-11]</b>
_____	<b>[Skip to D-12]</b>
98. Refused (vol.)	<b>[Skip to D-12]</b>
99. Don't know (vol.)	<b>[Skip to D-12]</b>

**D-II.** (Ask if 2 “married” or 3 “widower” in D-12) How many children do you have?

**[Same as D13 in TAF W14]**

Write response: _____
97. Not Asked
98. Refused (vol.)
99. Don't know (vol.)

**D-12.** Which ethnic group do you belong to?

**[Same as D14 in TAF W14]**

Write response record first mention: _____
1. Pashtun
2. Tajik
3. Uzbek
4. Hazara
5. Turkmeni
6. Baloch
7. Kirghiz
8. Nuristani
9. Aimak
10. Arab
11. Pashaye
12. Sadat
13. Qezelbash
14. Gujar
15. Wakhi
_____
96. Other (vol.): _____
98. Refused (vol.)
99. Don't know (vol.)

### **CLOSING. Closing Statements**

**CS1.** This concludes our survey. Thank you so much for participating. Within a few days, someone else may call you with a few questions to confirm some of your responses. Do we have your permission to call you back?

1. Yes
2. No

**CS2.** We will be conducting more interviews in the coming weeks and months, and we would like to contact you again for a follow up interview. Do we have your permission to contact you again for the follow up? You will receive an additional phone credit of 100 AFN for your participation in each full-length follow-up interview.

1. Yes
2. No

**endint. End Datetime of Entire Interview (Unix)**

End Datetime of Entire Interview (Unix)

**Length. Screentime of Entire Interview**

Screentime of Entire Interview

**D-13.** (Interviewer code): Which of the following statements do you think best describes the level of comprehension of the survey questionnaire by the respondent?

**[Same as D18 in TAF W14]**

1.The respondent understood all of the questions
2.The respondent understood most of the questions
3.The respondent understood most of the questions but with some help.
4.The respondent had difficulty understanding most of the questions, even with help from me

**D-14.** (Interviewer code): Which of the following statements best describes the level of comfort or unease that the respondent had with the survey questionnaire?

**[Same as D19 in TAF W14]**

1.The respondent was comfortable (at ease) with the entire questionnaire
2.The respondent was comfortable with most of the questions
3.The respondent was comfortable with only some of the questions
4.The respondent was generally uncomfortable with the survey questionnaire

**END. End of Survey**

**Interviewer: You have reached the end of the survey. Please make sure the call has ended. When you are ready to proceed, please select “Finish” above to save and close this interview.**

**M-20.** Language of Interview (spoken)

1. Pashto
2. Dari
3. Uzbeki

4. Turkmeni
5. Hazaragee
6. Balochi
7. Pashayee
8 Norestanee
9. Sheghnee
10. Pamiri
96. Other (specify): _____

**M-21. Interview Completed on the ...**

1. First Contact
2. Second Contact
3. Third Contact

**POST- FIELD BACK- CHECK & QC QUESTIONS:**

**D-15. Was the interview subject to quality control/back-check?**

**[Same as D20 in TAF W14]**

1. Yes
2. No

**D-16. Method of quality control/back-check**

**[Similar to D21 in TAF W14 with revised response options]**

1. Back-check from the central office
2. Audio Audit
3. Not applicable
4. Quality control by non-ACSOR monitoring team

**D-17. Back Checker ID: \_\_\_\_\_**

**[Same as D22 in TAF W14]**

9996: NA
----------



The Asia Foundation

[www.asiafoundation.org](http://www.asiafoundation.org)